

Level Sets or Gradient Lines? A Unifying View of Modal Clustering

Ery Arias-Castro*

Wanli Qiao†

Abstract

The paper establishes a strong correspondence, if not an equivalence, between two important clustering approaches that emerged in the 1970’s: clustering by level sets or cluster tree as proposed by Hartigan and clustering by gradient lines or gradient flow as proposed by Fukunaga and Hosteler.

Keywords and phrases: clustering; level sets; cluster tree; gradient lines; gradient flow; mean-shift algorithm; dynamical systems

1 Introduction

Up until the 1970’s there were two main ways of clustering points in space. One of them, perhaps pioneered by Pearson [44], was to fit a (usually Gaussian) mixture to the data, and that being done, classify each data point — as well as any other point available at a later date — according to the most likely component in the mixture. The other one was based on a direct partitioning of the space, most notably by minimization of the average minimum squared distance to a center: the K -means problem, whose computational difficulty led to a number of famous algorithms [22, 31, 36, 37, 39] and likely played a role in motivating the development of hierarchical clustering [21, 25, 54, 63].

In the 1970’s, two decidedly nonparametric approaches to clustering were proposed, both based on the topography given by the population density. Of course, in practice, the density is estimated, often by some form of kernel density estimation.

Clustering via level sets One of these approaches is that of Hartigan [26], who proposed to look at the connected components of the upper-level sets of the population density. Thinking of clusters as “regions of high density separated from other such regions by regions of low density”, at a given level, each connected component represents a cluster, while the remaining region in space is sometimes considered as noise. The basic idea was definitely in the zeitgeist. For example, a similar approach was suggested around the same time by Koontz and Fukunaga [33].

The choice of level is not at all obvious, and in fact Hartigan recommended looking at the entire tree structure — which he called the “density-contour tree” and is now better known as the *cluster tree* — that arises by the nesting property of the upper-level sets considered as a whole. Note, however, that the cluster tree does not provide a complete partitioning of the space.

*University of California, San Diego, California, USA (<https://math.ucsd.edu/~eariasca/>)

†George Mason University, Fairfax, Virginia, USA (<https://mason.gmu.edu/~wqiao/>)

Hartigan [28, 29, 30], and later [45], showed that the cluster tree can be estimated by single linkage, achieving a weak notion of consistency called fractional consistency. Since then, the estimation of cluster trees using different algorithms or notions of consistency has been studied in [10, 18, 49, 58, 59, 62]. At a fixed level in a cluster tree, clustering is naturally related to level set estimation, which has in itself received a lot of attention in the literature, e.g., [12, 38, 46, 48, 50, 53, 60, 61]. To address the problem of choosing the level, [55–57] considered the lowest split level in cluster tree, which can be used to recover the full cluster tree when applied recursively.

Clustering via gradient lines The other approach is that of Fukunaga and Hostetler [23], who proposed to use the gradient lines of the population density. Simply put, assuming the density has the proper regularity (which in particular requires that it is differentiable everywhere), a point is ‘moved’ upward along the curve of steepest ascent in the topography given by the density, and the points ending at the same critical point form a cluster. This gradient flow definition of clustering is particularly relevant when the density is a Morse function [8], as in that case each local maximum has its own basin of attraction and the union of these cover the entire space except for a set of Lebesgue measure zero.

The general idea of clustering by gradient ascent has been proposed or rediscovered a few times [14, 35, 51]. For a fairly recent review of this literature, see [7]. And the substantial amount of research work on density modes over the last several decades, which includes [3, 17, 24, 27, 42, 52], is partly motivated by this perspective on clustering.

Contribution These two approaches — by level sets and by gradient lines — seem intuitively related, and in fact they are discussed together in a few recent review papers [9, 40] under the umbrella name of *modal clustering*. We argue here that the gradient flow is a natural way to partition the support of the density in concordance with the cluster tree. In doing so we provide a unified perspective on modal clustering, essentially equating the use of level sets and the use of gradient lines for the purpose of clustering points in space.

Setting Both approaches to clustering that we discuss here rely on features of an underlying density which throughout the paper will be denoted by f . Although f is typically unknown, as the sample increases in size it becomes possible to estimate it consistently under standard assumptions, and the topographical features of f that determine a clustering become estimable as well. In the spirit of [8], for example, we focus on f itself, which allows us to bypass technical finite sample derivations for the benefit of providing a more concise and clear picture.

2 Clustering via level sets: the cluster tree

Given a density f with respect to the Lebesgue measure on \mathbb{R}^d , for a positive real number $t > 0$, the t -upper level set of f is given by

$$\mathcal{U}_t := \{x : f(x) \geq t\}. \tag{1}$$

Throughout, whether specified or not, we will only consider levels that are in $(0, \max f)$.

Hartigan, in his classic book on clustering, suggests that “clusters may be thought of as regions of high density separated from other such regions by regions of low density” [26, Sec 11.13]. This naturally leads him to define clusters as the connected components of a certain upper level set of

the underlying density: if the level is t , then the clusters are the connected components of \mathcal{U}_t as defined above. See Figures 1 and 2 for illustrations in dimension 1 and 2, respectively.

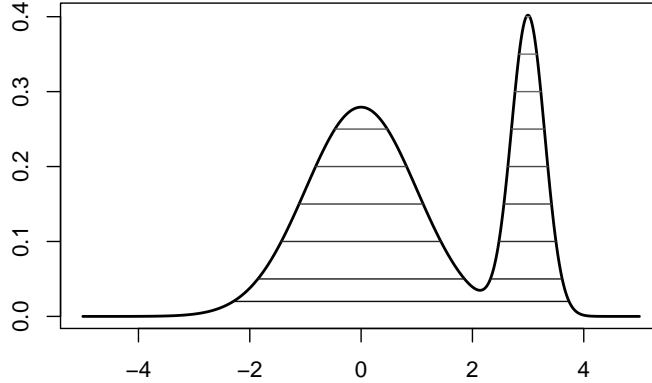


Figure 1: A sample of upper level sets of a density in dimension $d = 1$ with two modes (which happens to be the mixture of two normal distributions). At any level $0 < t \leq t_0$, where $t_0 \approx 0.0348$ is the value of the density at the local minimum, \mathcal{U}_t is connected, and thus corresponds to the cluster at the level. At any level $t_0 < t \leq t_1$, where $t_1 \approx 0.2792$ is the value of the density at its local maximum near $x = 0$, \mathcal{U}_t has exactly two connected components, and these are the clusters at that level. (At $t = t_1$, one of the clusters is a singleton.) Finally, at $t_1 < t \leq t_2$, where $t_2 \approx 0.4021$ is the value of the density at its global maximum (near $x = 3$), \mathcal{U}_t is again connected, and is thus the cluster at that level. (At $t = t_2$, the cluster is a singleton.)

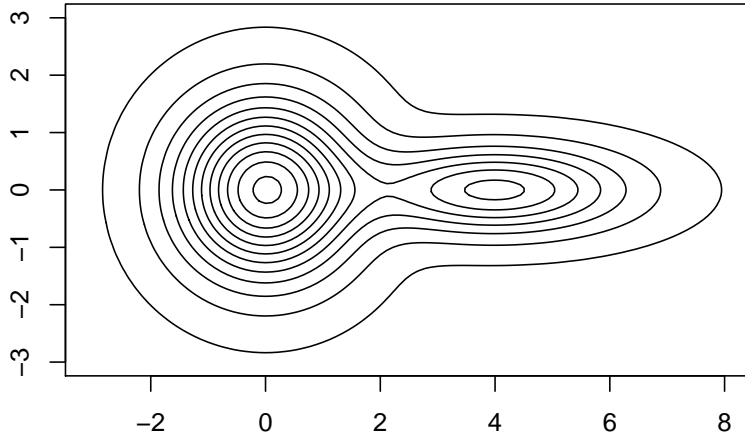


Figure 2: A sample of upper level sets of a density in dimension $d = 2$ with two modes (which happens to be the mixture of two normal distributions, one with a non-scalar covariance matrix). The situation is similar to that of Figure 1, where the number of connected components of the upper level set at t is = 1 one when $0 < t \leq t_0$, where t_0 is the value of the density at the saddle point; = 2 when $t_0 < t \leq t_1$, where t_1 is the value of the density at the local (but not global) maximum; and = 1 again when $t_1 < t \leq t_2$, where t_2 is the maximum value of the density.

The choice of level t is rather unclear in this definition, but can be determined by the number of clusters, which in turn is often set by the data analyst. Indeed, the situation is very much like that in hierarchical clustering: there is a tree structure. This structure comes from the nesting property

of upper level sets where $\mathcal{U}_s \subset \mathcal{U}_t$ whenever $s \geq t$, which also implies that each cluster at level s is included in a cluster at level t . The set of all cluster (each one being the connected component of an upper level set) equipped with this tree structure or partial ordering is what is called the *cluster tree*¹ — and what Hartigan calls the “density-contour tree”. Note that the root represents the entire population while the leaves are the modes (i.e., local maxima).

The clusters at a particular level do not constitute a partition of the population. Indeed, regardless of $t > 0$, the clusters at level t , meaning the connected components of \mathcal{U}_t , form a partition of \mathcal{U}_t itself, obviously, but not a partition of \mathbb{R}^d since $\mathcal{U}_t \subsetneq \mathbb{R}^d$. And the cluster tree is only an organization of all the clusters at all levels, and thus also fails to provide a partition of the population. According to a recent review paper by Menardi [40], the region outside the upper level set of interest is dealt with via (supervised) classification. Suppose the level is chosen in some way, perhaps according to the desired number of clusters, and denoted t . The connected components of \mathcal{U}_t are then computed. Then each point in $\mathbb{R}^d \setminus \mathcal{U}_t$ is assigned to one of these clusters by some method for classification, the simplest one being by proximity (a point is assigned to the closest cluster).

3 Clustering via gradient lines: the gradient flow

To talk about gradient lines, we need to assume that the population density f is differentiable. The gradient ascent line starting at a point x is the curve given by the image of γ_x , the parameterized curve defined by the the following ordinary differential equation (ODE)

$$\gamma_x(0) = x; \quad \dot{\gamma}_x(t) = \nabla f(\gamma_x(t)). \quad (2)$$

By standard existence and uniqueness results for ODEs [32, Ch 17], if ∇f is locally Lipschitz, this curve exists and is unique, and it is defined on $[0, \infty)$ with $\gamma_x(t)$ converging to a critical point of f as $t \rightarrow \infty$. See Figure 3 for an illustration. Henceforth, we assume that f is twice continuously differentiable, which is certainly enough for such gradient lines to exist.

It is intuitive to define clusters based on local maxima, and Fukunaga and Hostetler [23] suggest to “assign each [point] to the nearest mode along the direction of the gradient” — as opposed to the closest mode in Euclidean distance, for instance. Define the basin of attraction of a critical point x_0 as $\{x : \gamma_x(\infty) = x_0\}$. It turns out that, if f is of Morse type [41] inside its support, meaning that the Hessian of f at any of its critical points is non-degenerate, then all these basins of attraction, sometimes called stable manifolds, provide a partition of the entire population. In fact, the basin of attraction of the local maxima, by themselves, cover the population, except for a set of zero measure. For more background on Morse functions and their use in statistics, see the recent articles of Chacón [8] and Chen et al. [13].

Remark 3.1. In their original article, Fukunaga and Hostetler [23] also proposed an implementation: “The approach uses the fact that the expected value of the observations within a small region about a point can be related to the density gradient at that point.” The procedure is now known as the *blurring mean-shift algorithm* after Cheng [15], who suggested what is now known as the *mean-shift algorithm*, which is much closer to the plug-in approach suggested in our narrative. The mean-shift algorithm, and the twin problem of estimating the gradient lines of a density, are now

¹ Here we consider the continuous cluster tree that includes all levels. In some other works, the levels are restricted to those where a topological change occurs.

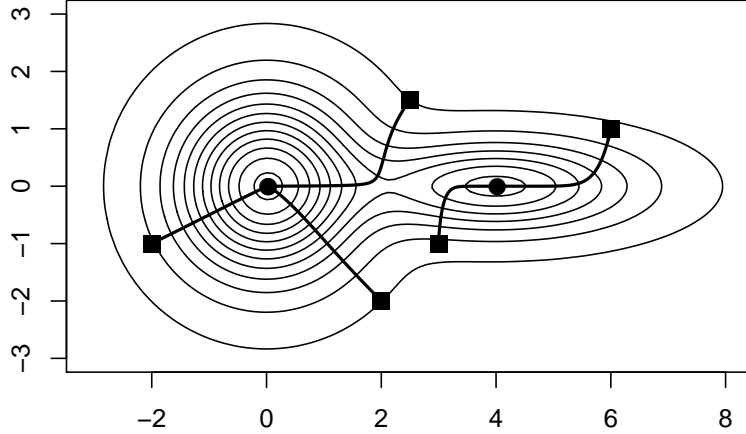


Figure 3: A sample of gradient ascent lines for the density of Figure 2. The square points are the starting points, while the round points are the end points, which are not only critical points but also local maxima (modes) in this example.

well-understood [2, 4, 14–16]. The behavior of the blurring mean-shift algorithm is not as well understood, although some results do exist [5, 6, 15].

4 Relating the cluster tree and the gradient flow

We assume that the density is twice continuously differentiable and of Morse type within its support so that we may freely discuss the partition of the population given by the gradient ascent lines.

For the same population, consider the cluster tree. We saw that this object does not by itself provide a partition of the population, but a look at Figure 2 points to that possibility where, with a little imagination, we may see the contours (representing the level sets) as ‘moving’ upward. As it happens, this can be formalized, and the result is a partition that coincides with that defined by the gradient flow. Despite being quite intuitive, this correspondence appears to be novel. It is developed in the present section.

4.1 The gradient flow follows the cluster tree

A close relationship between the cluster tree and the gradient flow can be anticipated by a look at Figure 3, where it appears that gradient lines do not cross different clusters at the same level. This happens to be true, as we argue below.

To see the situation more clearly, take a point x in the basin of attraction of a local maximum x_* and let γ_x denote the gradient line between x and x_* as defined in (2). Assume that $x \neq x_*$, so that the situation is not trivial. We have assumed that f is Morse, so that x is (almost) generic. The function $t \mapsto f(\gamma_x(t))$ is non-decreasing by construction and, as a consequence, γ_x is ‘compatible’ with the cluster tree in the sense that it does not cross from one connected component to another one at the same level. Indeed, for such a crossing would require an incursion in the region between the two connected components, say at level t , and that region is, by definition, outside the upper level set \mathcal{U}_t and thus displays values of f that are $\leq t$. Crossing from one cluster to another at level t would thus imply going from values of f that are $> t$ when in the first cluster, to values $\leq t$ when in the intermediary region, and finally to values $> t$ when entering the second cluster.

To offer a different perspective, if $t := f(x)$, and \mathcal{C} is the component of \mathcal{U}_t such that $x \in \mathcal{C}$ — so that \mathcal{C} is the ‘last’ cluster containing x when moving upward in the cluster tree (away from the root) — then $\gamma_x(0) \in \mathcal{C}$; $\gamma_x(s)$ belongs to a descendant of \mathcal{C} for all $s > 0$; and if \mathcal{C}_s denotes the last cluster containing $\gamma_x(s)$, then \mathcal{C}_r is a descendant of \mathcal{C}_s for all $r > s$.

What was just said hinges on the fact that γ_x does not pass through any critical point except at ∞ when reaching x_* , and in particular does not come into contact with any point where a level set splits. While the first part of this claim is well-known in dynamical systems theory, the second part is justified as follows.

Lemma 4.1. *Any point at the intersection of the closure of two connected components of \mathcal{U}_t° (the interior of \mathcal{U}_t) is a critical point.*

Note that the statement is void unless t is such that \mathcal{U}_t has strictly fewer components than \mathcal{U}_t° , meaning that a topological event happens at level t .

Proof. The level set of f at level t is defined by

$$\mathcal{L}_t := \{x : f(x) = t\}. \quad (3)$$

Note that an upper level set, say \mathcal{U}_t , is defined by its border, \mathcal{L}_t , and here we work with the latter.

Let x_0 be a regular point in \mathcal{L}_t . There exists an open set $\mathcal{V} \subset \mathbb{R}^d$ containing x_0 such that $\mathcal{L}_t \cap \mathcal{V}$ is a $(d-1)$ -dimensional surface by the Constant Rank Level Set Theorem [34, Th 5.12]. If necessary, shrink \mathcal{V} so that $\|\nabla f(y)\| > \epsilon_0$ for some $\epsilon_0 > 0$ for all $y \in \mathcal{L}_t \cap \mathcal{V}$. [20, Lem 4.11] can be used to show that the set $\mathcal{L}_t \cap \mathcal{V}$ has a positive reach. Denote $N(y) = \nabla f(y) / \|\nabla f(y)\|$. Following the calculations in the proof of [47, Lem 2.1], it can be shown that there exists $r_0 > 0$ such that, for all $r \in (0, r_0]$ and $y \in \mathcal{L}_t \cap \mathcal{V}$,

$$f(y + rN(y)) \geq t + \frac{1}{2}\epsilon_0 r \quad \text{and} \quad f(y - rN(y)) \leq t - \frac{1}{2}\epsilon_0 r. \quad (4)$$

In other words, in a small neighborhood the two sides of the surface $\mathcal{L}_t \cap \mathcal{V}$ have f values strictly below and above t , respectively. This then implies that x_0 cannot be at the intersection of the closure of two connected components of \mathcal{U}_t° . \square

4.2 The cluster tree follows the gradient flow

The cluster tree organizes the clusters (i.e., the connected components of the upper level sets) across all levels. We show now that the gradient flow provides a natural, almost canonical way of moving along the tree from the root (the population) to the leaves (the modes), thus reinforcing the case that the cluster tree and the gradient flow are intimately related when it comes to defining a partition the entire population.

Suppose that there are no critical points at level t , i.e., no x such that $f(x) = t$ and $\nabla f(x) = 0$. Note this is the generic situation, as the critical points form a discrete set by the fact that f is Morse. Then, for $\eta > 0$ small enough, there are no critical points at any level between t and $t + \eta$. By standard Morse theory [43, Th 2.6], this implies that there are no ‘topological events’ between levels t and $t + \eta$ in that \mathcal{L}_t and $\mathcal{L}_{t+\eta}$ are homeomorphic. In particular, these two level sets have the same number of connected components, and if \mathcal{C}_t is a connected component of \mathcal{L}_t , then it contains a single connected component, say $\mathcal{C}_{t+\eta}$, of $\mathcal{L}_{t+\eta}$. Knowing all this, a natural way to move \mathcal{L}_t to $\mathcal{L}_{t+\eta}$ is by (metric) projection of each component of \mathcal{L}_t onto the component of $\mathcal{L}_{t+\eta}$ that it contains. It turns out that, by taking η small enough but still positive, this operation becomes well-defined and a diffeomorphism. Moreover, in the infinitesimal regime where $\eta \rightarrow 0$, the transformation coincides with the gradient flow (at a certain speed). We support these assertions with several lemmas presented below.

Lemma 4.2. *In the present context, for $\eta > 0$ small enough, the metric projection onto $\mathcal{L}_{t+\eta}$ is an homeomorphism sending \mathcal{L}_t to $\mathcal{L}_{t+\eta}$.*

Proof. Let $d_H(\mathcal{A}, \mathcal{B})$ denote the Hausdorff distance between $\mathcal{A}, \mathcal{B} \subset \mathbb{R}^d$, and let $\text{reach}(\mathcal{A})$ denote the reach of $\mathcal{A} \subset \mathbb{R}^d$. By applying [11, Th 1], it suffices to show that, for $\eta > 0$ small enough,

$$d_H(\mathcal{L}_t, \mathcal{L}_{t+\eta}) < (2 - \sqrt{2}) \min(\text{reach}(\mathcal{L}_t), \text{reach}(\mathcal{L}_{t+\eta})), \quad (5)$$

which guarantees that \mathcal{L}_t and $\mathcal{L}_{t+\eta}$ are ‘normal compatible’, meaning that both $P_{t,\eta}$ and $P_{t+\eta,-\eta}$ are homeomorphisms. First, it follows from [20, Lem 4.11] that there exists $\eta_0 > 0$ such that

$$\min(\text{reach}(\mathcal{L}_t), \text{reach}(\mathcal{L}_{t+\eta})) > 0 \text{ for all } \eta \in [0, \eta_0]. \quad (6)$$

Then (5) holds for $\eta > 0$ small enough, because $d_H(\mathcal{L}_t, \mathcal{L}_{t+\eta}) \rightarrow 0$ as $\eta \rightarrow 0$, as shown, for example, in the proof of [47, Lem 2.1]. \square

Remark 4.3. Henceforth, the projection of \mathcal{L}_t onto $\mathcal{L}_{t+\eta}$ will be denoted $P_{t,\eta}$. The previous lemma states that $P_{t,\eta}$ is a homeomorphism when there are no critical points at level t and η is small enough, but in fact $P_{t,\eta}$ is a diffeomorphism under the same circumstances. This can be established following standard lines and further details are omitted, in particular since this is not essential to our narrative.

Lemma 4.4. *For any $x \in \mathcal{L}_t$ such that $\|\nabla f(x)\| \neq 0$,*

$$\frac{P_{t,\eta}(x) - x}{\eta} \rightarrow \frac{\nabla f(x)}{\|\nabla f(x)\|^2}, \quad \eta \rightarrow 0.$$

Proof. Here x and t are considered fixed. Let P_η be short for $P_{t,\eta}$. It is well-known that for any non-critical point $y \in \mathcal{L}_s$, $\nabla f(y)$ is orthogonal to \mathcal{L}_s and pointing inwards. When η is small enough, $P_\eta(x) - x$ is parallel to $\nabla f(P_\eta(x))$ by [20, Lem 4.8(2)]. So we can write

$$P_\eta(x) - x = c_\eta \nabla f(P_\eta(x)), \quad (7)$$

for some scalar c_η . Note that $c_\eta \rightarrow 0$ as $\eta \rightarrow 0$, since $\nabla f(x) \neq 0$. Using a Taylor expansion, we have for some $s_\eta \in (0, 1)$,

$$\begin{aligned} \eta = f(P_\eta(x)) - f(x) &= [P_\eta(x) - x]^\top \nabla f(s_\eta P_\eta(x) + (1 - s_\eta)x) \\ &= c_\eta [\nabla f(P_\eta(x))]^\top \nabla f(s_\eta P_\eta(x) + (1 - s_\eta)x). \end{aligned} \quad (8)$$

Extracting the expression of c_η from (8) and plugging it into (7), we get

$$\frac{P_\eta(x) - x}{\eta} = \frac{\nabla f(P_\eta(x))}{[\nabla f(P_\eta(x))]^\top \nabla f(s_\eta P_\eta(x) + (1 - s_\eta)x)}. \quad (9)$$

We then conclude by noting that, as $\eta \rightarrow 0$, $P_\eta(x) \rightarrow x$. This implies that $\nabla f(P_\eta(x)) \rightarrow \nabla f(x)$, by the fact that f is twice continuously differentiable, so that ∇f is continuous. And this also implies that $\nabla f(s_\eta P_\eta(x) + (1 - s_\eta)x) \rightarrow \nabla f(x)$, because of the uniform continuity of ∇f on the line segment $[x, P_\eta(x)]$. \square

Consider the following gradient flow

$$\zeta_x(0) = x; \quad \dot{\zeta}_x(t) = \begin{cases} \nabla f(\zeta_x(t)) / \|\nabla f(\zeta_x(t))\|^2, & \text{if } \nabla f(\zeta_x(t)) \neq 0; \\ 0, & \text{otherwise.} \end{cases} \quad (10)$$

Starting at the same point x , the gradient line defined by ζ_x is the same as the gradient line defined by γ_x given in (2), but it is traveled at a different speed, and when relating the gradient lines to the cluster tree, this variant of the gradient flow is particular compelling because it is, in effect, parameterized by the level.

Lemma 4.5. *The gradient flow given in (10) has the following property. Starting from a point x at level $t > 0$, meaning that $f(x) = t$, it holds that $f(\zeta_x(s-t)) = s$ for all $t < s < \max f$ as long as $\nabla f(y) \neq 0$ for all $y \in \{\zeta_x(\tau) : \tau \in [0, s]\}$. In fact, the transformation $x \mapsto \zeta_x(s-t)$ provides a homeomorphism from \mathcal{L}_t to \mathcal{L}_s whenever there are no critical points at any level anywhere between t and s , inclusive.*

Proof. The result is essentially known, but since we were not able to locate it in this form, we provide a short proof. Throughout, t and s are considered fixed.

Using elementary calculus and the definition in (10), we have

$$\begin{aligned} f(\zeta_x(s-t)) - f(x) &= \int_0^{s-t} \frac{df(\zeta_x(\tau))}{d\tau} d\tau \\ &= \int_0^{s-t} [\nabla f(\zeta_x(\tau))]^\top \dot{\zeta}_x(\tau) d\tau \\ &= \int_0^{s-t} 1 d\tau = s-t. \end{aligned} \tag{11}$$

Hence, $f(\zeta_x(s-t)) = f(x) + s-t = s$, giving the first part of the statement.

Let $\psi(x) := \zeta_x(s-t)$. We show that $\psi : \mathcal{L}_t \rightarrow \mathcal{L}_s$ is a homeomorphism when there are no critical points in \mathcal{L}_u for any $u \in [t, s]$, or equivalently, no critical point in $\mathcal{V} := \bigcup_{u \in [t, s]} \mathcal{L}_u = \mathcal{U}_t \setminus \mathcal{U}_s^\circ$. Under this condition, the trajectories of $\{\zeta_x(\tau) : \tau \in [0, s-t]\}$ and $\{\zeta_y(\tau) : \tau \in [0, s-t]\}$ do not intersect for any two different starting points $x, y \in \mathcal{L}_t$, as is well-known. This implies that the map $\psi : \mathcal{L}_t \rightarrow \mathcal{L}_s$ is injective. For any $z \in \mathcal{L}_s$, consider the gradient *descent* flow (ζ in reverse) given by

$$\zeta_z^\downarrow(0) = z; \quad \zeta_z^\downarrow(t) = \begin{cases} -\nabla f(\zeta_z^\downarrow(t)) / \|\nabla f(\zeta_z^\downarrow(t))\|^2, & \text{if } \nabla f(\zeta_z^\downarrow(t)) \neq 0; \\ 0, & \text{otherwise.} \end{cases} \tag{12}$$

Let $x = \psi^\downarrow(z) := \zeta_z^\downarrow(s-t)$. It follows from a calculation similar to (11) that $x \in \mathcal{L}_t$. Notice that $z = \zeta_x(s-t) = \psi(x)$, so that we can write $x = \psi^{-1}(z)$, and therefore the map $\psi : \mathcal{L}_t \rightarrow \mathcal{L}_s$ is surjective. In the process, we have shown that the inverse of the gradient ascent operation — the function ψ defined via ζ in (10) — is given by the corresponding gradient descent operation — the function ψ^\downarrow defined via ζ^\downarrow in (12).

The proof is completed after we show that ψ is continuous. (The continuity of $\psi^{-1} = \psi^\downarrow$ can be proved in a similar way.) We start by stating that, because $\nabla f(x) \neq 0$ for all $x \in \mathcal{V}$, and by the assumption that ∇f is continuous, there is $\delta > 0$ such that $\|\nabla f(x)\| > 0$ for all $x \in \mathcal{V}_\delta := \bar{B}(\mathcal{V}, \delta) := \{x : \text{dist}(x, \mathcal{V}) \leq \delta\}$. Define $F := \nabla f / \|\nabla f\|^2$, which is the map that drives the gradient flow ζ in (10). This map is continuous, and \mathcal{V}_δ is compact, so that there is c_0 such that $\|F(x)\| \leq c_0$ for all $x \in \mathcal{V}_\delta$. The map is also differentiable, with

$$\nabla F = \frac{\nabla^2 f}{\|\nabla f\|^2} - \frac{2\nabla f \nabla f^\top \nabla^2 f}{\|\nabla f\|^4}, \tag{13}$$

where ∇F denotes here the Jacobian matrix of F , while $\nabla^2 f$ denotes the Hessian of f . And by continuity of ∇f and of $\nabla^2 f$, and the fact that $\|\nabla f(x)\| > 0$ for all $x \in \mathcal{V}_\delta$, and again the fact that

V_δ is compact, there exists c_1 such that $\|\nabla F(x)\| \leq c_1$ for all $x \in \mathcal{V}_\delta$, where $\|\cdot\|$ denotes any matrix norm. In other words, F is bounded and has bounded gradient on \mathcal{V}_δ .

Let x_1, \dots, x_m be a $\delta/2$ -packing of \mathcal{V} , meaning that $\min_{i \neq j} \|x_i - x_j\| > \delta/2$ and also that $\max_{x \in \mathcal{V}} \min_i \|x - x_i\| \leq \delta/2$. And define $\mathcal{W} := \cup_i B(x_i, \delta/2)$. Note that \mathcal{W} is open with $\mathcal{W} \subset \mathcal{V}_\delta$, so that $\|F(x)\| \leq c_0$ and $\|\nabla F(x)\| \leq c_1$ for all $x \in \mathcal{W}$. If $x, y \in \mathcal{W}$ are such that $\|x - y\| \leq \delta/4$, there must be i such that $x, y \in B(x_i, \delta/2)$, and because that ball is convex, we have

$$\|F(x) - F(y)\| \leq c_1 \|x - y\|. \quad (14)$$

If, on the other hand, $\|x - y\| > \delta/4$, then we can simply write

$$\|F(x) - F(y)\| \leq 2c_0 = \frac{2c_0}{\delta/4} \delta/4 \leq \frac{8c_0}{\delta} \|x - y\|. \quad (15)$$

Hence, F is Lipschitz on \mathcal{W} with corresponding constant bounded by $C := \max\{c_1, 8c_0/\delta\}$. Finally, note that $\mathcal{V} \subset \mathcal{W}$ and that for any $x \in \mathcal{L}_t$, $\zeta_x(\tau) \in \mathcal{V}$ for all $\tau \in [0, s]$, since $f(\zeta_x(\tau)) = t + \tau \in [t, s]$. All together, we are in a position to apply a standard result on the dependence of the gradient flow on the initial condition, for example, the main theorem in [32, Sec 17.3], which gives the bound

$$\|\zeta_x(\tau) - \zeta_y(\tau)\| \leq \|x - y\| \exp(C\tau), \quad \forall \tau \in [0, s], \quad \forall x, y \in \mathcal{L}_t, \quad (16)$$

which, in particular, implies

$$\|\psi(x) - \psi(y)\| \leq C_* \|x - y\|, \quad \forall x, y \in \mathcal{L}_t, \quad (17)$$

with $C_* := \exp(C(s - t))$. \square

Remark 4.6. The gradient flow defined in (2) is the vector field corresponding to $F(x) = \nabla f(x)$, while the variant of (10) corresponds to $F(x) = \nabla f(x) / \|\nabla f(x)\|^2$. Fukunaga and Hostetler [23] proposed to use a different variant: the one based on $F(x) = \nabla f(x) / f(x)$, the idea being to quickly move points in low density regions to higher density regions.

5 Discussion

In this short paper we have established what we regard as an important correspondence between level set clustering and gradient line clustering (i.e., the mean-shift algorithm), which can now be understood as representing the same fundamental approach to clustering.

This approach can keep the name *modal clustering*, as this is a term that has been already used to refer to a class of methods that are inspired by this approach [9, 40], which already includes single-linkage clustering [28–30, 45] and other related methods based on nearest neighbors [58, 59], including DBSCAN [19] and some forms of spectral clustering [1].

References

- [1] Arias-Castro, E. (2011). Clustering based on pairwise distances when the data is of mixed dimensions. *IEEE Transactions on Information Theory* 57(3), 1692–1706.
- [2] Arias-Castro, E., D. Mason, and B. Pelletier (2016). On the estimation of the gradient lines of a density and the consistency of the mean-shift algorithm. *The Journal of Machine Learning Research* 17(1), 1487–1514.

- [3] Burman, P. and W. Polonik (2009). Multivariate mode hunting: Data analytic tools with measures of significance. *Journal of Multivariate Analysis* 100(6), 1198–1218.
- [4] Carreira-Perpiñán, M. A. (2000). Mode-finding for mixtures of Gaussian distributions. *IEEE Transactions on Pattern Analysis and Machine Intelligence* 22(11), 1318–1323.
- [5] Carreira-Perpinán, M. A. (2006). Fast nonparametric clustering with Gaussian blurring mean-shift. In *International Conference on Machine Learning*, pp. 153–160.
- [6] Carreira-Perpinán, M. A. (2008). Generalised blurring mean-shift algorithms for nonparametric clustering. In *2008 IEEE Conference on Computer Vision and Pattern Recognition*, pp. 1–8.
- [7] Carreira-Perpiñán, M. Á. (2015). Clustering methods based on kernel density estimators: Mean-shift algorithms. In C. Hennig, M. Meila, F. Murtagh, and R. Rocci (Eds.), *Handbook of Cluster Analysis*, pp. 404–439. Chapman and Hall/CRC.
- [8] Chacón, J. E. (2015). A population background for nonparametric density-based clustering. *Statistical Science* 30(4), 518–532.
- [9] Chacón, J. E. (2020). The modal age of statistics. *International Statistical Review* 88(1), 122–141.
- [10] Chaudhuri, K., S. Dasgupta, S. Kpotufe, and U. Von Luxburg (2014). Consistent procedures for cluster tree estimation and pruning. *IEEE Transactions on Information Theory* 60(12), 7900–7912.
- [11] Chazal, F., A. Lieutier, and J. Rossignac (2007). Normal-map between normal-compatible manifolds. *International Journal of Computational Geometry & Applications* 17(05), 403–421.
- [12] Chen, Y.-C., C. R. Genovese, and L. Wasserman (2017a). Density level sets: Asymptotics, inference, and visualization. *Journal of the American Statistical Association* 112(520), 1684–1696.
- [13] Chen, Y.-C., C. R. Genovese, and L. Wasserman (2017b). Statistical inference using the morse-smale complex. *Electronic Journal of Statistics* 11(1), 1390–1433.
- [14] Cheng, M.-Y., P. Hall, and J. A. Hartigan (2004). Estimating gradient trees. In *A Festschrift for Herman Rubin*, pp. 237–249. Institute of Mathematical Statistics.
- [15] Cheng, Y. (1995). Mean shift, mode seeking, and clustering. *IEEE Transactions on Pattern Analysis and Machine Intelligence* 17(8), 790–799.
- [16] Comaniciu, D. and P. Meer (2002). Mean shift: A robust approach toward feature space analysis. *IEEE Transactions on Pattern Analysis and Machine Intelligence* 24(5), 603–619.
- [17] Dümbgen, L. and G. Walther (2008). Multiscale inference about a density. *The Annals of Statistics* 36(4), 1758–1785.
- [18] Eldridge, J., M. Belkin, and Y. Wang (2015). Beyond Hartigan consistency: Merge distortion metric for hierarchical clustering. In *Conference on Learning Theory*, pp. 588–606.
- [19] Ester, M., H.-P. Kriegel, J. Sander, and X. Xu (1996). A density-based algorithm for discovering clusters in large spatial databases with noise. In *Knowledge Discovery and Data Mining*, pp. 226–231.
- [20] Federer, H. (1959). Curvature measures. *Transactions of the American Mathematical Society* 93(3), 418–491.
- [21] Fisher, W. D. (1958). On grouping for maximum homogeneity. *Journal of the American statistical Association* 53(284), 789–798.
- [22] Forgy, E. (1965). Cluster analysis of multivariate data: Efficiency versus interpretability of classifications. *Biometrics* 21, 768–780.
- [23] Fukunaga, K. and L. Hostetler (1975). The estimation of the gradient of a density function, with applications in pattern recognition. *IEEE Transactions on Information Theory* 21(1), 32–40.
- [24] Genovese, C. R., M. Perone-Pacifico, I. Verdinelli, and L. Wasserman (2016). Non-parametric

- inference for density modes. *Journal of the Royal Statistical Society: Series B (Statistical Methodology)* 78(1), 99–126.
- [25] Gower, J. C. and G. J. Ross (1969). Minimum spanning trees and single linkage cluster analysis. *Journal of the Royal Statistical Society: Series C* 18(1), 54–64.
- [26] Hartigan, J. (1975). *Clustering algorithms*. Wiley.
- [27] Hartigan, J. and P. Hartigan (1985). The dip test of unimodality. *The Annals of Statistics* 13(1), 70–84.
- [28] Hartigan, J. A. (1977a). Clusters as modes. In *First International Symposium on Data Analysis and Informatic*. IRIA, Versailles.
- [29] Hartigan, J. A. (1977b). Distribution problems in clustering. In J. V. Ryzin (Ed.), *Classification and Clustering*, pp. 45–71. Elsevier.
- [30] Hartigan, J. A. (1981). Consistency of single linkage for high-density clusters. *Journal of the American Statistical Association* 76(374), 388–394.
- [31] Hartigan, J. A. and M. Wong (1979). A K-means clustering algorithm. *Journal of the Royal Statistical Society: Series C* 28(1), 100–108.
- [32] Hirsch, M. W., S. Smale, and R. L. Devaney (2012). *Differential equations, dynamical systems, and an introduction to chaos* (3rd ed.). Elsevier Science & Technology.
- [33] Koontz, W. L. and K. Fukunaga (1972). A nonparametric valley-seeking technique for cluster analysis. *IEEE Transactions on Computers* 2(C-21), 171–178.
- [34] Lee, J. M. (2013). *Introduction to smooth manifolds* (2nd ed.). Springer.
- [35] Li, J., S. Ray, and B. G. Lindsay (2007). A nonparametric statistical approach to clustering via mode identification. *Journal of Machine Learning Research* 8(59), 1687–1723.
- [36] Lloyd, S. (1982). Least squares quantization in PCM. *IEEE Transactions on Information Theory* 28(2), 129–137. The procedure was first proposed in 1957 in unpublished work when the author was at Bell Labs.
- [37] MacQueen, J. (1967). Some methods for classification and analysis of multivariate observations. In *Proceedings of the Fifth Berkeley Symposium on Mathematical Statistics and Probability*, pp. 281–297.
- [38] Mason, D. M. and W. Polonik (2009). Asymptotic normality of plug-in level set estimates. *The Annals of Applied Probability* 19(3), 1108–1142.
- [39] Max, J. (1960). Quantizing for minimum distortion. *IEE Transactions on Information Theory* 6(1), 7–12.
- [40] Menardi, G. (2016). A review on modal clustering. *International Statistical Review* 84(3), 413–433.
- [41] Milnor, J. (1963). *Morse theory*. Princeton University Press.
- [42] Minnotte, M. C. (1997). Nonparametric testing of the existence of modes. *The Annals of Statistics* 25(4), 1646–1660.
- [43] Nicolaescu, L. (2011). *An invitation to Morse theory*. Springer Science & Business Media.
- [44] Pearson, K. (1894). Contributions to the mathematical theory of evolution. *Philosophical Transactions of the Royal Society of London: Series A* 185, 71–110.
- [45] Penrose, M. D. (1995). Single linkage clustering and continuum percolation. *Journal of Multivariate Analysis* 53(1), 94–109.
- [46] Polonik, W. (1995). Measuring mass concentrations and estimating density contour clusters—an excess mass approach. *The Annals of Statistics* 23(3), 855–881.
- [47] Qiao, W. (2021). Nonparametric estimation of surface integrals on level sets. *Bernoulli* 27(1), 155–191.
- [48] Rigollet, P. and R. Vert (2009). Optimal rates for plug-in estimators of density level sets. *Bernoulli* 15(4), 1154–1178.

- [49] Rinaldo, A., A. Singh, R. Nugent, and L. Wasserman (2012). Stability of density-based clustering. *Journal of Machine Learning Research* 13, 905.
- [50] Rinaldo, A. and L. Wasserman (2010). Generalized density clustering. *The Annals of Statistics* 38(5), 2678–2722.
- [51] Roberts, S. J. (1997). Parametric and non-parametric unsupervised cluster analysis. *Pattern Recognition* 30(2), 261–272.
- [52] Silverman, B. W. (1981). Using kernel density estimates to investigate multimodality. *Journal of the Royal Statistical Society: Series B (Methodological)* 43(1), 97–99.
- [53] Singh, A., C. Scott, and R. Nowak (2009). Adaptive Hausdorff estimation of density level sets. *The Annals of Statistics* 37(5B), 2760–2782.
- [54] Sneath, P. H. (1957). The application of computers to taxonomy. *Microbiology* 17(1), 201–226.
- [55] Sriperumbudur, B. and I. Steinwart (2012). Consistency and rates for clustering with DBSCAN. In *Artificial Intelligence and Statistics*, pp. 1090–1098.
- [56] Steinwart, I. (2011). Adaptive density level set clustering. In *Proceedings of the 24th Annual Conference on Learning Theory*, pp. 703–738.
- [57] Steinwart, I. (2015). Fully adaptive density-based clustering. *The Annals of Statistics* 43(5), 2132–2167.
- [58] Stuetzle, W. (2003). Estimating the cluster tree of a density by analyzing the minimal spanning tree of a sample. *Journal of Classification* 20(1), 25–47.
- [59] Stuetzle, W. and R. Nugent (2010). A generalized single linkage method for estimating the cluster tree of a density. *Journal of Computational and Graphical Statistics* 19(2), 397–418.
- [60] Tsybakov, A. B. (1997). On nonparametric estimation of density level sets. *The Annals of Statistics* 25(3), 948–969.
- [61] Walther, G. (1997). Granulometric smoothing. *The Annals of Statistics* 25(6), 2273–2299.
- [62] Wang, D., X. Lu, and A. Rinaldo (2019). DbSCAN: Optimal rates for density-based cluster estimation. *Journal of Machine Learning Research* 20, 1–50.
- [63] Ward, J. H. (1963). Hierarchical grouping to optimize an objective function. *Journal of the American Statistical Association* 58(301), 236–244.