

An improved lower bound for the Seidel energy of tree graphs

M. Einollahzadeh^a and M.A. Nematollahi^{b*}

^aDepartment of Mathematical Sciences, Isfahan University of Technology, Isfahan, Iran

^bDepartment of Computer Sciences, Fasa University, Fasa, Iran

Abstract

Let G be a graph with the vertex set $\{v_1, \dots, v_n\}$. The Seidel matrix of G is an $n \times n$ matrix whose diagonal entries are zero, ij -th entry is -1 if v_i and v_j are adjacent and otherwise is 1 . The Seidel energy of G , denoted by $\mathcal{E}(S(G))$, is defined to be the sum of absolute values of all eigenvalues of the Seidel matrix of G . In [1], the authors proved that the Seidel energy of any graph of order n is at least $2n - 2$. In this study, we improve the aforementioned lower bound for tree graphs.

Keywords: Seidel Matrix, Seidel Energy, Tree Graphs.

2010 AMS Subject Classification Number: 05C50, 05C05, 15A18.

1 Introduction and Terminology

Throughout this paper all graphs we consider are simple and finite. For a graph G , we denote the set of vertices and edges of G by $V(G)$ and $E(G)$, respectively. The *order* of a graph is its number of vertices and the *size* of a graph is its number of edges. The complement of G is denoted by \overline{G} . Also, the n -vertex complete graph, path graph and star graph are denoted by K_n , P_n and S_n , respectively. The *distance* between two vertices in a graph is the number of edges in a shortest path connecting them. Moreover, $\delta(G)$ and $\Delta(G)$ represent the minimum degree and the maximum degree of G , respectively.

*Corresponding author.

E-mail addresses: m_einollahzadeh@cc.iut.ac.ir (M. Einollahzadeh), ma.nematollahi@fasau.ac.ir (M.A. Nematollahi)

For every Hermitian matrix A the *energy* of A , $\mathcal{E}(A)$, is defined to be sum of the absolute values of the eigenvalues of A . The well-known concept of energy of a graph G , denoted by $\mathcal{E}(G)$, is the energy of its adjacency matrix.

Let G be a graph and $V(G) = \{v_1, \dots, v_n\}$. The *Seidel matrix* of G , denoted by $\mathcal{S}(G)$, is an $n \times n$ matrix whose diagonal entries are zero, ij -th entry is -1 if v_i and v_j are adjacent and otherwise is 1 (It is noteworthy that at first, van Lint and Seidel introduced the concept of Seidel matrix for the study of equiangular lines in [6]). The *Seidel energy* of G is defined to be $\mathcal{E}(\mathcal{S}(G))$. Moreover, the *Seidel switching* of G is defined as follows: Partition $V(G)$ into two subsets V_1 and V_2 , delete the edges between V_1 and V_2 and join all vertices $v_1 \in V_1$ and $v_2 \in V_2$ which are not adjacent. Therefore, if we call the new graph by G' , then we have $\mathcal{S}(G') = D\mathcal{S}(G)D$, where D is a diagonal matrix with entries 1 (resp. -1) corresponding to the vertices of V_1 (resp. V_2) ([3]). Hence, $\mathcal{S}(G)$ and $\mathcal{S}(G')$ are similar and they have the same Seidel energy. Note that if one of the V_1 or V_2 is empty, then G remains unchanged and also, for every $v \in V(G)$, using a Seidel switching on G , one can convert v to an isolated vertex. Two graphs G_1 and G_2 are called *SC-equivalent* if G_2 is obtained from G_1 or $\overline{G_1}$ by a Seidel switching and is denoted by $G_1 \cong G_2$. Note that in either cases, $\mathcal{S}(G_2)$ is similar to $\mathcal{S}(G_1)$ or $-\mathcal{S}(G_1)$, hence $\mathcal{E}(\mathcal{S}(G_1)) = \mathcal{E}(\mathcal{S}(G_2))$.

If X and Y are two disjoint subsets of $V(G)$, the set of edges of G with one endpoint in X and another in Y is denoted by $E(X, Y)$. An ordered pair (X, Y) of disjoint subsets of $V(G)$ with $|X| = |Y| = 2$, is called an *odd pair* if $|E(X, Y)|$ is an odd number (which is either 1 or 3). One can easily see that applying a Seidel switching on an arbitrary graph G does not change its odd pair(s). A subset $\{u, v\} \subseteq V(G)$ is called an *odd set* if $\{u, v\}$ is the first component of an odd pair of G . We denote the number of odd pairs in G by $s(G)$.

From a graph G , we construct a graph denoted by $\Lambda(G)$, as follows: $V(\Lambda(G)) = V(G)$ and $E(\Lambda(G))$ consists of all the edges $e = uv$ such that $\{u, v\}$ is an odd set of G . By $\lambda(v)$ we denote the degree of vertex $v \in V(G)$ in the graph $\Lambda(G)$

Example 1. The following identities hold which can be easily checked:

1. $\Lambda(C_4) = \overline{K_4}$.
2. $\Lambda(P_4) = C_4$.
3. $\Lambda(C_5) = K_5$.
4. $\Lambda(K_n) = \overline{K_n}$.

Haemers in [3] introduced the concept of Seidel energy of a graph and he conjectured that for every graph G of order n ,

$$\mathcal{E}(\mathcal{S}(G)) \geq \mathcal{E}(\mathcal{S}(K_n)) = 2n - 2. \quad (1)$$

Several attempts were made to prove the conjecture (see for example [2] and [4]) and the conjecture was proved in [1]. Here, we strengthen inequality (1) for tree graphs.

2 Main Theorem

In this section, we propose some lemmas to prove the main result of the paper. First, we express the following lemma which deals with the non-adjacent vertices in $\Lambda(T)$, where T is a tree of order at least 4.

Lemma 2. Let T be a tree of order $n \geq 4$. Assume that u and v are two vertices of T which are non-adjacent in $\Lambda(T)$. Then, exactly one of the following cases occurs:

Case 1. u and v are two leaves, both connected to another vertex of T .

Case 2. T is the tree graph depicted in Figure 1.

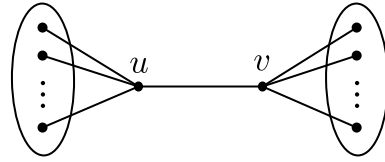


Figure 1: Case 2

Case 3. T is the tree graph depicted in Figure 2 .

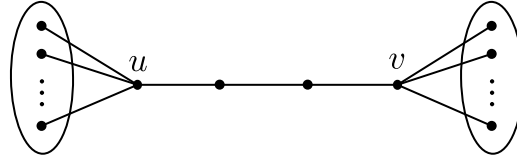


Figure 2: Case 3

Proof. Let d be the distance between u and v in T . Then there exists a path P as an induced subgraph of T which connects u and v .

If $d \geq 4$, then suppose that w is the vertex adjacent to u in P and x is another vertex in P which is neither connected to u nor v (since $d \geq 4$, x exists). Therefore, $(\{u, v\}, \{w, x\})$ is an odd pair, a contradiction.

If $d = 3$, then every vertex of $V(T) \setminus V(P)$ is adjacent to exactly one of the two vertices u and v ; because if a vertex w is connected to both u and v , we have cycle in T , a contradiction.

On the other hand, if there exist some vertices in T which are neither connected to u nor v , without loss of generality, there is a vertex x which has distance 2 from u (x and v are non-adjacent). Let w be the vertex joining u and x together. Then $(\{u, v\}, \{w, x\})$ is an odd pair of T , a contradiction. Hence, T is the tree depicted in Figure 2.

Next, assume that $d = 2$. Hence, there is a vertex in T which connects u to v . Name it w . Then every vertex of T is either connected to both u and v or is neither connected to u nor v ; otherwise, without loss of generality, there exists a vertex x which is connected to u and, x and v are non-adjacent, which implies that $(\{u, v\}, \{w, x\})$ is an odd pair, a contradiction. Moreover, since T is a tree, u and v have exactly one common neighbor (the vertex w). Therefore the first case occurs.

Finally, suppose that $d = 1$. So, u and v are adjacent. Now, similar to the discussion in case $d = 3$, it can be verified that the assumptions of lemma imply that T is the tree depicted in Figure 1.

□

Definition 3. Let T be a tree graph. Then, by $D(T)$ or simply D , we mean the maximum number of leaves which are connected to a vertex of T . Obviously,

$$1 \leq D(T) \leq \Delta(T),$$

which are achieved (for example) by the path graphs and the star graphs, respectively.

Now, we define two types of trees which will be used in the sequel:

Type 1: The family of trees of order $a + b + 2$ depicted in Figure 3, where $a \geq b \geq 1$ are integers.

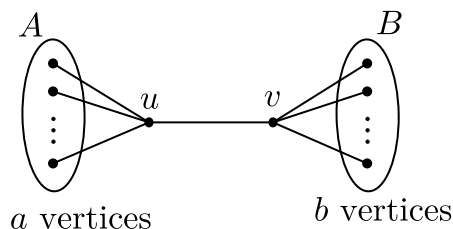


Figure 3: Type 1

Type 2: The family of trees of order $a + b + 4$ depicted in Figure 4, where $a \geq b$ are non-negative integers and $(a, b) \neq (0, 0)$. (Note that here, the case $(a, b) = (0, 0)$ yields a Type 1 tree with parameters $a = b = 1$.)

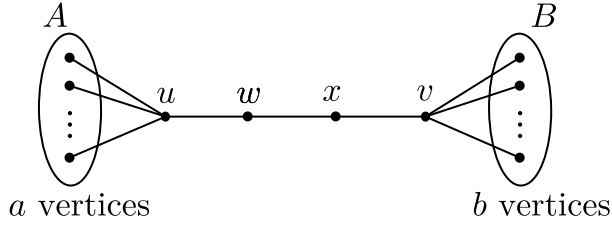


Figure 4: Type 2

Lemma 4. Let T be a tree of order $n \geq 4$ which is not S_n , P_4 , P_5 and P_6 . Then we have

$$|E(\Lambda(T))| \geq \frac{1}{2}n(n - D(T)).$$

Proof. For simplicity, we denote $D(T)$ by D . Let u and v be arbitrary vertices of T . By Lemma 2, if T is not any of the star graph or graph of Type 1 or graph of Type 2, then $uv \notin E(\Lambda(T))$ implies that u and v are two leaves, both connected to another vertex of T . Hence, if w is not a leaf, then $\lambda(w) = n - 1$. On the other hand, if w is a leaf, assume that w is connected to a vertex v . Then, $\lambda(w) = n - 1 - (k - 1) = n - k$, where k is the number of leaves adjacent to v . Therefore, in either case, $\lambda(w) \geq n - D$, which implies that

$$|E(\Lambda(T))| \geq \frac{1}{2}n(n - D).$$

Next, suppose that T is of Type 1. Therefore $D(T) = a$. Since $T \neq P_4$, we have $a > 1$. In this case, $D = a$ and

$$xy \notin E(\Lambda(T)) \Leftrightarrow (\{x, y\} = \{u, v\} \text{ or } x, y \in A \text{ or } x, y \in B).$$

Hence,

$$\begin{aligned} 2|E(\Lambda(T))| &= n(n - 1) - 2 - a(a - 1) - b(b - 1) \\ &\geq n(n - 1) - 2(a - 1) - a(a - 1) - b(a - 1) \\ &\geq n(n - 1) - n(a - 1) = n(n - a), \end{aligned}$$

which yields

$$|E(\Lambda(T))| \geq \frac{1}{2}n(n - a),$$

as desired.

Finally, suppose that T is of Type 2 and $T \neq P_5, P_6$. So, $a \geq 2$ and $D = a$. Therefore,

$$xy \notin E(\Lambda(T)) \Leftrightarrow (\{x, y\} = \{u, v\} \quad \text{or} \quad x, y \in A \quad \text{or} \quad x, y \in B).$$

Hence,

$$\begin{aligned} 2|E(\Lambda(T))| &\geq n(n-1) - 2 - a(a-1) - b(b-1) \\ &\geq n(n-1) - (a+b+2)(a-1) \\ &> n(n-1) - n(a-1) = n(n-a), \end{aligned}$$

which implies

$$|E(\Lambda(T))| \geq \frac{1}{2}n(n-a),$$

as desired. \square

The next lemma provides a lower bound for the number of odd pairs in a graph G which have the same first component.

Lemma 5. Let G be a graph of order n and $e = uv$ be an edge in $E(\Lambda(G))$. Then, there exist at least $n-3$ odd pairs in G such that their first component is $X = \{u, v\}$.

Proof. Assume that (X, Y) is an odd pair of G , where $Y = \{u', v'\}$. Then, $|E(X, Y)|$ is an odd number and the parity of $E(X, \{u'\})$ and $E(X, \{v'\})$ are different. Hence, for every $w \in V(G) \setminus (X \cup Y)$, exactly one of the two pairs

$$(X, \{u', w\}), \quad (X, \{v', w\})$$

is an odd pair. Therefore, G has at least $n-4$ odd pairs different from (X, Y) and the proof is complete. \square

Remark 6. We notify that in the procedure of the proof of Theorem 2 of [1], for a graph G of order $n \geq 4$, the inequality

$$\mathcal{E}(\mathcal{S}(G)) \geq n - 4 + \sqrt{n^2 - 2n + 4 + 4\sqrt{\frac{3}{4}n^2 + s(G)}}.$$

was obtained. With this inequality in hand and the above lemmas, we are ready to prove our main theorem:

Theorem 7. Let T be a tree of order n . If $D = D(T)$, then

$$\mathcal{E}(\mathcal{S}(T)) \geq 2n - 6 + \sqrt{2(n-D)}.$$

Proof. First, note that if T is a star graph or one of the paths P_4 , P_5 or P_6 , then by [1], $\mathcal{E}(\mathcal{S}(T)) \geq 2n - 2$ which is greater than the lower bound given in theorem.

So, assume that $n \geq 4$ and T is not a star graph or a path of order less than 7. By Lemmas 4 and 5, we have

$$\begin{aligned} s(T) &\geq |E(\Lambda(T))|(n-3) \geq \frac{1}{2}n(n-3)(n-D) \\ &\geq \frac{1}{2}(n-2)^2(n-D). \quad (n \geq 4) \end{aligned} \quad (2)$$

Now, inequality 2 and Remark 6 imply that

$$\begin{aligned} \mathcal{E}(\mathcal{S}(T)) &\geq n - 4 + \sqrt{n^2 - 2n + 4 + 4\sqrt{s(T)}} \\ &\geq n - 4 + \sqrt{(n-2)^2 + 2n + 4\sqrt{\frac{1}{2}(n-2)^2(n-D)}} \\ &\geq n - 4 + \sqrt{(n-2)^2 + 2(n-D) + 2(n-2)\sqrt{2(n-D)}} \\ &= n - 4 + (n-2) + \sqrt{2(n-D)} \\ &= 2n - 6 + \sqrt{2(n-D)}, \end{aligned}$$

which completes the proof. □

We close the paper by a numerical discussion about the average value of $D(T)$. Let T be a random tree of order n , where by *random* we mean a *uniformly* chosen spanning tree of K_n . Thanks to Gordon Royle answer¹ and using the software SageMath [5], we have the following table:

n	Average value of $D(T)$	n	Average value of $D(T)$
6	1.5509259259259258	15	1.8099355316779862
7	1.601832569762599	16	1.8342600346899551
8	1.615203857421875	17	1.8576535568845751
9	1.6481679057505914	18	1.8801276901061494
10	1.6749189	19	1.9017080817999203
11	1.7038043317645422	20	1.9224240041946314
12	1.7314162738607985	21	1.9423085461667031
13	1.7585077425737015	22	1.9613962948137142
14	1.7846671875609421	23	1.9797225829436216

Table 1: The average value of $D(T)$.

¹<https://mathoverflow.net/a/402550/125843>

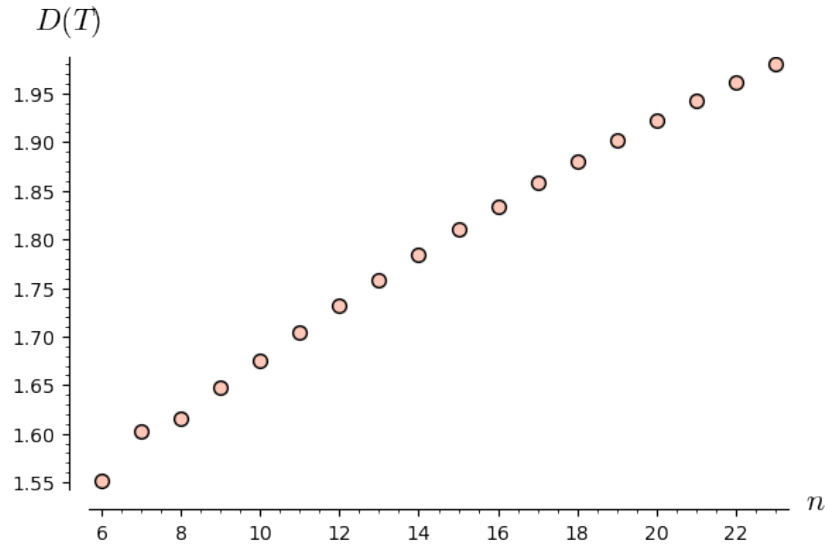


Figure 5: Graph of $D(T)$ in terms of n .

Table 1 shows clearly that the average value of $D(T)$ is much less than n . At the time of writing this paper, we do not know the value of $\lim_{n \rightarrow \infty} \frac{D(T)}{n}$. We therefore encourage motivated readers to calculate the limit as a future study.

References

- [1] S. Akbari, M. Einollahzadeh, M.M. Karkhaneei, M. A. Nematollahi, Proof of a conjecture on the Seidel energy of graphs, *European J. Combin.* 86 (2020): 103078.
- [2] E. Ghorbani, On eigenvalues of Seidel matrices and Haemers' conjecture, *Designs, Codes and Cryptography*, 84. 1–2 (2017) 189–195.
- [3] W.H. Haemers, Seidel switching and graph energy, *MATCH Commun. Math. Comput. Chem.* 68 (2012) 653–659.
- [4] M.R. Oboudi, Energy and Seidel energy of graphs, *MATCH Commun. Math. Comput. Chem.*, 75 (2016) 291–303.
- [5] SageMath, the Sage Mathematics Software System (Version 9.4), The Sage Developers, 2021, <http://www.sagemath.org>.
- [6] J.H. van Lint, J.J. Seidel, Equilateral point sets in elliptic geometry, *Indag. Math.* 28 (1966) 335–348.