

Soliton Shedding from Airy Pulses in a Highly Dispersive and Nonlinear Medium

DEEPENDRA SINGH GAUR, ANKIT PUROHIT, AND AKHILESH KUMAR MISHRA*

Department of Physics; Indian Institute of Technology Roorkee, Roorkee-247667, Uttarakhand, India
**akhilesh.mishra@ph.iitr.ac.in*

Abstract: Soliton propagation, a result of the interplay between dispersion and nonlinearity, is possible at certain input pulse power. Soliton shedding from Airy pulse at low input pulse power is a challenge. We present a numerical investigation of the propagation of truncated Airy pulse in a highly dispersive and nonlinear medium by employing the split-step Fourier transform method and look, in particular, into the effects of fourth order dispersion (FOD) and cubic-quintic nonlinearity on pulse propagation. Presence of FOD cancels the Airy pulse's self-acceleration along with eclipsing the oscillatory tail during propagation in the linear regime. In addition, soliton shedding is observed not only in the presence of negative FOD and cubic nonlinearity but also in the case of negative FOD and quintic nonlinearity, where the emergent soliton characteristics are influenced by the initial launch power. Moreover, the combined effect of group-velocity dispersion (GVD) and FOD on the Airy pulse dynamics is also explored.

© 2021 Optical Society of America under the terms of the [OSA Open Access Publishing Agreement](#)

1. Introduction

Airy function, as a solution to potential free Schrödinger equation, had been investigated first by M.V. Berry and Balazs in 1979 in the context of quantum mechanics. The theoretical study demonstrated its remarkable features, such as self-acceleration, non-spreading, and self-healing [1,2]. Since the probability density of this Airy wave-packet remains constant, the wave packet was inherently nondiffracting in nature. This also indicates the infinite power this wave-packet encompasses, therefore its synthesis was difficult for practical applications. But the wave-packet has attracted a great deal attention from the beginning due to its above mentioned remarkable features. Mathematically the Airy wave-packet is represented as [1]

$$\psi(x, 0) = Ai(Bx/\hbar^2) \quad (1)$$

where Ai is the Airy function and B is an arbitrary constant.

In the framework of optics, by exploiting analogy between the optical paraxial wave equation and the potential-free Schrödinger equation, G. A. Siviloglou and D. N. Christodoulides first theoretically predicted and later made the first experimental observation of Airy beams [3]. The experimental realization was made possible by the Gaussian beam modulation with the cubic spectral phase [4]. As first noted in [1], in one dimension (1D), this Airy packet happens to be unique, e.g., it is the only nontrivial solution (apart from a plane wave) that remains invariant with time [2]. These beams, in contrast to the already known families of non-diffracting fields, do not result from conical superposition and, as stated before, are possible even in 1D. The finite energy airy beam (FEAB) intensity follows parabolic path even in the absence of external force [5], which attracted considerable attention in the field of optical trapping and manipulation [6,7], laser filamentation [8,9], beam focusing, and nonlinear optics [10,11].

More recently, using the analogy between "diffraction in space" and "dispersion in time", the concept of the truncated Airy pulse has been introduced. Notice that the temporal attributes are the direct translation of the spatial Airy beam features. Intensity maxima of Airy pulse follow a ballistic trajectory, which is a manifestation of acceleration in the retarded time frame [12]. Because of this, dynamic propagation of Airy pulse stimulates great research interest in linear dispersive as well as in nonlinear media.

Gaussian pulse propagating near zero-dispersion wavelength, in a fiber generates the Airy pulse under the influence of third order dispersion (TOD) [4]. Apart from this, there are several methods to produce the Airy pulse, beam shaping technique is one of them, in which a cubic spectral phase is imposed on a Gaussian pulse through the computer-generated device spatial light modulator (SLM). The output is given by the product of the exponential decay and Airy function [13]. Further, in the higher dimension (3D), it has also attracted considerable attention. Chong et al. first reported the spatiotemporal linear light bullet, which consisted of a Bessel beam in the transverse plane and Airy pulse in the longitudinal direction [14]. Other than this, Abdollahpour et al. also reported 3D airy bullet in the linear regime [15]. Nonlinear techniques were also used to generate this pulse [16].

The propagation of the Airy pulse has been extensively studied in linear as well as in the nonlinear regime, in which the combined effect of GVD along with quadratic and Kerr nonlinearity has been analyzed [17-19]. In particular, soliton shedding [17-20], nonlinear spectral reshaping [21], inversion, and tight focusing [22,23] have gained special attention. Furthermore, the pulse propagation dynamics in the context of other higher-order effects such as self-steepening, Raman effect is studied more recently [24,25]. The influence of these higher-order effects on the symmetric pulses, such as Sech, Gaussian, or super-Gaussian, has already been studied extensively [26,28].

Several studies suggest that effects of GVD and TOD can be minimized [29-31]. In such cases, propagation of high-intensity ultrashort pulse can be accurately described by considering higher-order dispersion effects like FOD. The solitary wave was found as a solution to the Nonlinear Schrodinger equation (NLSE) [32] in the presence of higher-order dispersion and nonlinear effects. Besides, observation of conventional soliton in presence of anomalous GVD and positive Kerr nonlinearity, more recently the pure-quartic soliton has been observed in the presence of negative FOD and positive Kerr nonlinearity [33-35]. In this paper, we examine the truncated Airy pulse propagation in a medium where FOD and cubic, quintic nonlinearity play crucial roles. Apart from that, propagation was also investigated with different possible combinations of dispersion present in the medium.

2. Theoretical Model

In the presence of higher-order dispersion and cubic quintic nonlinearity, the propagation dynamics of an ultrashort pulse can be described by the Nonlinear Schrödinger Equation (NLSE) [32,34].

$$i \frac{\partial A}{\partial \xi} - \frac{\beta_2}{2} \frac{\partial^2 A}{\partial T^2} - \frac{i\beta_3}{6} \frac{\partial^3 A}{\partial T^3} + \frac{\beta_4}{24} \frac{\partial^4 A}{\partial T^4} + \gamma_1(\omega_0)|A|^2 A + \gamma_2(\omega_0)|A|^4 A = 0 \quad (2)$$

where A is the slowly varying envelope of the field and $T = t - \frac{z}{v_g}$ is the time in the pulse frame, where t is real time and v_g is the group velocity. β_2, β_3 and β_4 are the GVD, TOD and FOD coefficient respectively. γ_1 and γ_2 are the nonlinear coefficient and are related to n_2 and n_4 with $\gamma_1 = \frac{n_2(\omega_0) \omega_0}{c A_{eff}}$ and $\gamma_2 = \frac{n_4(\omega_0) \omega_0}{c A_{eff1}}$ respectively, where c is the speed of light, ω_0 is

the carrier frequency and A_{eff} is the effective mode area of guiding medium and $A_{eff1} = \frac{3}{4}A_{eff}$ [33].

To examine the propagation of truncated Airy pulses, Equation (2) is solved numerically by using the split-step Fourier transform method (SSFT). Dimensionless form of Equation (2) is used in numerical simulation. Therefore we rewrite the equation (2) in the form of dimensionless coordinates. The normalized parameters are defined as $\tau = \frac{T}{T_0}$, $\psi = \frac{A}{\sqrt{P_0}}$, $Z = \frac{\xi}{L_{D4}}$, where T_0 is the pulse width and P_0 is the peak power of the pulse. The characteristic length $L_{Dm} = \frac{T_0^m}{|\beta_m|}$ ($m = 2, 3, 4..$) and $L_{NL1} = \frac{1}{\gamma_1 P_0}$, $L_{NL2} = \frac{1}{\gamma_2 P_0^2}$ are the m^{th} order dispersion length and cubic and quintic nonlinear lengths respectively.

So equation (2) takes the following form

$$\frac{\partial \psi}{\partial Z} = -i \frac{\delta_2}{2} \frac{\partial^2 \psi}{\partial \tau^2} + \frac{\delta_3}{6} \frac{\partial^3 \psi}{\partial \tau^3} + i \frac{\delta_4}{24} \frac{\partial^4 \psi}{\partial \tau^4} + iN|\psi|^2\psi + i\sigma|\psi|^4\psi \quad (3)$$

where $\delta_4 = \text{sgn}(\beta_4)$, $\delta_3 = \text{sgn}(\beta_3) \frac{L_{D4}}{L_{D3}} = \frac{T_0 \beta_3}{|\beta_4|}$, $\delta_2 = \text{sgn}(\beta_2) \frac{L_{D4}}{L_{D2}} = \frac{T_0^2 \beta_2}{|\beta_4|}$, and since these parameters inversely depend on the FOD, hence it is indispensable to consider these for modeling ultra-short pulse dynamics. The parameters $\sigma = \frac{L_{D4}}{L_{NL2}} = \frac{\gamma_2 P_0^2 T_0^4}{|\beta_4|}$, and $N = \frac{L_{D4}}{L_{NL1}} = \frac{\gamma_1 P_0 T_0^4}{|\beta_4|}$ are proportional to the input pulse power.

The normalized input Airy pulse profile can be written as

$$\psi(Z = 0, \tau) = k(a) \text{Airy}(\tau) \exp(a\tau) \quad (4)$$

where ‘a’ is the truncation factor ($0 < a < 1$) and k is truncation factor dependent parameter, which keeps the input pulse intensity at 1 for any value of ‘a’. Here, truncation factor ‘a’ is chosen 0.1.

3. Numerical Result and Discussion

3.1 Effect of FOD in Linear Regime

The availability of dispersion- flattened fibers with an extremum of the GVD at the operating wavelength facilitate the propagation of optical pulses since the effects of TOD are minimized [29,30]. Therefore, FOD emerges as a dominant dispersion effect and to reveal the effect of FOD on Airy pulse propagation, we selectively picked it and set all terms zero in equation (3). The corresponding numerical results are demonstrated in fig. 1(a) and 1(b), which conclude that oscillatory tail of the Airy pulse is terminated during the propagation and the asymmetric input Airy pulse reshape itself into a symmetric pulse. Moreover, the inherent self-acceleration property of Airy pulse is also vanished. Also, the Airy pulse evolution is found to be identical irrespective of the sign of FOD term. Note that similar to GVD, FOD is an even power term in NLSE, still the self-acceleration, observed in case of GVD, is suppressed by FOD as illustrated in fig. 1.

Additionally, we also examined Airy pulse propagation with both GVD and FOD nonzero and the corresponding numerical results are shown in fig. 2(a) and fig. 2(b). We observed that when GVD and FOD are of the same sign, pulse intensity decreases rapidly, and pulse appears to be symmetric at the output, as shown in fig. 2(b). In contrast, when FOD and GVD are of the

opposite sign, pulse intensity decreases slowly and ultimately assumes a symmetric shape as demonstrated in fig. 2(a).

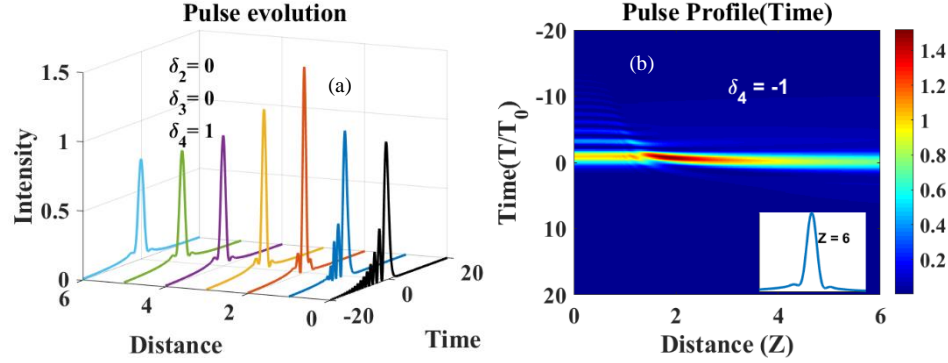


Fig. 1. Pulse evolution in the time domain when (a) only FOD is present (b) Contour plot of the same.

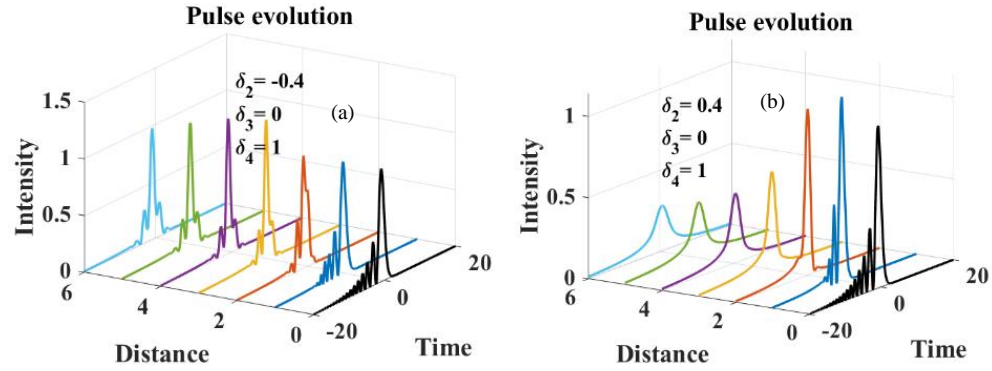


Fig. 2. Pulse evolution in the time domain when (a) GVD and FOD are of opposite in sign (b) GVD and FOD are of the same sign.

3.2 Effect of FOD and Cubic Nonlinearity

The existence of the soliton in the presence of GVD and SPM for Airy pulses has already been studied rigorously [20]. A recent observation of pure quartic soliton stimulates such investigation for Airy pulses in the presence of FOD and cubic nonlinearity [35]. Therefore, in this section we study the Airy pulse propagation in presence of FOD and Kerr nonlinearity by varying the parameter N (and therefore the input power) defined in equation (3). The temporal evolution for three values of N is shown in fig. 3 (a-c). Interestingly, Airy pulse intensity reaches a maximum before soliton shedding. The soliton shedding is successfully observed even for a small value of N ($= 0.2$). Furthermore, the dispersive background radiation of the Airy pulse [20] is not observed because the FOD terminates the oscillatory tail of the Airy pulse, which we have already discussed in previous section. For the larger value of N , more intense solitons are observed as illustrated in fig. 3 (b-c). Apart from that, considerable change is noticed in the corresponding spectral evolution, which is demonstrated in fig. 4 (a-c). In comparison to conventional solitons, these solitons are not only observed at low input pulse

power but also exhibit oscillatory tails in leading and trailing edges during propagation which can easily be appreciated on a log scale as depicted in fig. 5 (a).

Additionally, the intensity maximum and temporal position of corresponding emergent solitons are shown in fig. 5 (b-c). For larger N (larger input power), a more intense soliton is observed.

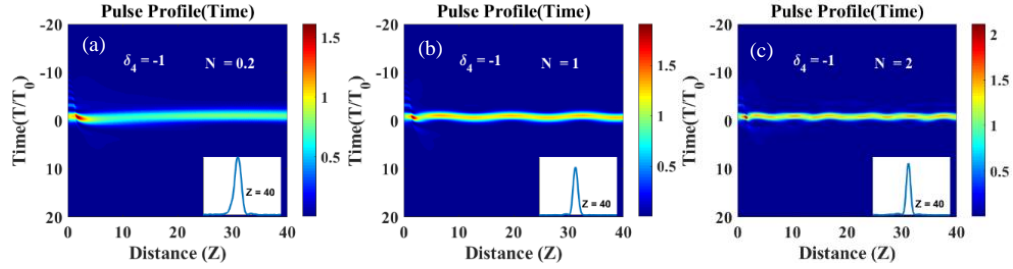


Fig. 3. Contour plots of temporal Airy pulse evolution under the influence of FOD and cubic nonlinearity (a) $N = 0.2$, (b) $N = 1$, and (c) $N = 2$.

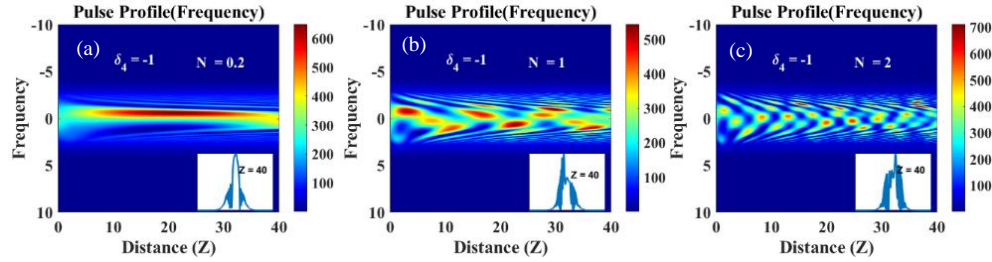


Fig. 4. Contour plots of spectral Airy pulse evolution under the influence of FOD and cubic nonlinearity (a) $N = 0.2$, (b) $N = 1$, and (c) $N = 2$.

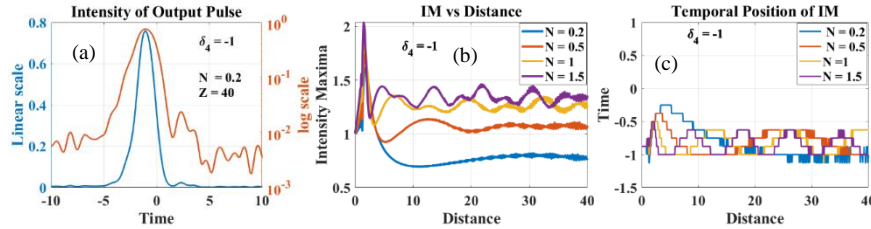


Fig. 5. (a) Intensity of output pulse on linear and log scales, (b) intensity maxima of emergent soliton with propagation distance, and (c) temporal position of emergent soliton with propagation distance.

Additionally, it is worth mentioning that maximum intensity of Airy pulse initially increases rapidly before a steep decrease and then small oscillation appears. Moreover, the amplitude of these oscillations increases with an increase in the N. Similar behaviour is also observed in fig. 5 (c).

3.3 Effect of FOD and Quintic Nonlinearity

Recently, it has been observed that the effect of Kerr nonlinearity can be compensated in metal-dielectric nanocomposite material by adjusting the occupied volume fraction of suspended nanoparticles [37,38], then nonlinear response related to $\chi^{(5)}$ plays a dominant role. Therefore our attention in present section is to study the Airy pulse propagation in a medium where only negative FOD and quintic nonlinearity are present.

The previously defined parameter $\sigma = \gamma_2 P_0^2 T_0^4 / |\beta_4|$ in equation (3) depends upon the input pulse power and denotes the relative strength of FOD and quintic nonlinearity. Therefore, change in the input pulse power is directly related to the change in σ . Figs. (6) and fig. (7) show the evolution of truncated Airy pulse ($a = 0.1$) in the temporal and in the spectral domain respectively for different value of σ . The progressive supremacy of nonlinear effects can be appreciated for larger value of σ . When the initial launch peak power of the pulse is relatively small, the nonlinear effects underplay during the propagation and therefore weak soliton shedding is observed. Interestingly, the background radiation of Airy pulse, also reported earlier in [20], is not visible in present case because FOD demolishes the accelerating wavefront responsible for this radiation. As delineated in fig. (6), soliton shedding is possible even for σ as small as 0.2, where the energy of the main lobe of the truncated Airy pulse centralizes first then it merges to a soliton structure. The emergent soliton oscillates during the propagation whose periodicity can be managed by changing the launched pulse power. When σ increases further, corresponding peak power and frequency of oscillation of the soliton increases. Moreover, in Fourier domain the spectral broadening is observed, which is caused by the quintic nonlinearity.

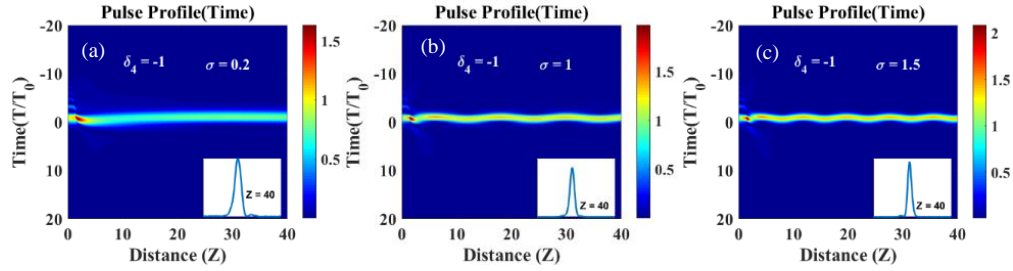


Fig. 6. Temporal Airy pulse evolution under the influence of negative FOD and (a) $\sigma = 0.2$ (b) $\sigma = 1$ and (c) $\sigma = 2$.

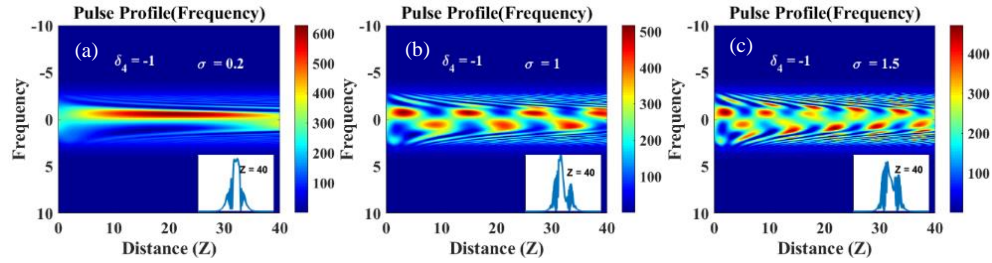


Fig. 7. Spectral Airy pulse evolution under the influence of negative FOD and (a) $\sigma = 0.2$ (b) $\sigma = 1$ and (c) $\sigma = 2$.

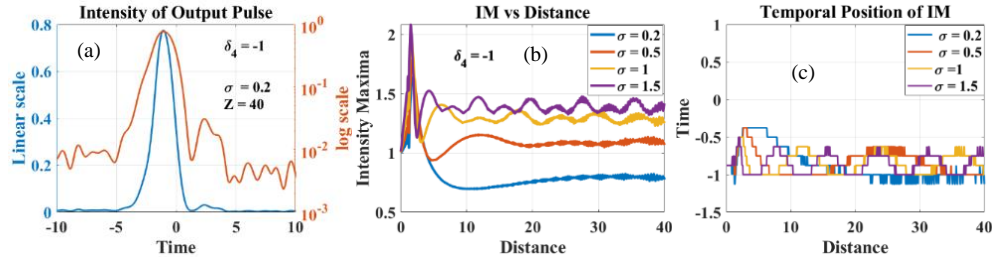


Fig. 8. For $\delta_4 = -1$ and $a = 0.1$ (a) output pulse intensity (b) intensity maximum with propagation distance (c) temporal position of intensity maximum with four different values of quintic nonlinear parameter

In addition, it is worth mentioning that the intensity of the output pulse on the log scale demonstrates the oscillatory tail at the leading and trailing edges, which can be seen in fig. 8 (a). Also, the maximum intensity of the Airy pulse shown in fig. 8 (b), initially increases before a sharp decrease and thereafter shows small oscillations, and the amplitude of these oscillations increases with an increase in the value of σ . But, we noticed that for any value of σ , these oscillation deforms after some propagation distance.

3.4 Effect of anomalous GVD, FOD and Cubic Nonlinearity

Anomalous GVD and SPM are the lowest-order dispersion and nonlinear effect whose combination supports soliton propagation in a medium. Although the soliton-like solution has also been investigated in the regime of anomalous GVD and FOD with cubic nonlinearity. [39]. Hence, in this section, we investigate Airy pulse propagation in such a regime and analyze the effect of N . The temporal evolution of the Airy pulse is delineated in fig. 9 (a-c). In fact, soliton shedding is observed in such a case, but the presence of anomalous GVD results in soliton shedding at larger input power, that is, at larger N value (as compare to fig. (3) case). For $N = 1$, soliton shedding is observed as can be seen in fig. 9 (a). On increasing the value of N , more energy concentrate in the soliton as depicted in fig. 9 (b-c).

Besides, nonlinearity of the medium significantly modifies the spectral evolution of the pulse, as shown in fig. 10 (a-c). The spectral broadening can be noticed for $N = 1$ in fig. 10 (a). When N is increased further, the multipeak structures of the pulse spectrum is also increased, and the spectral evolution becomes complex as delineated in fig. 10 (b-c).

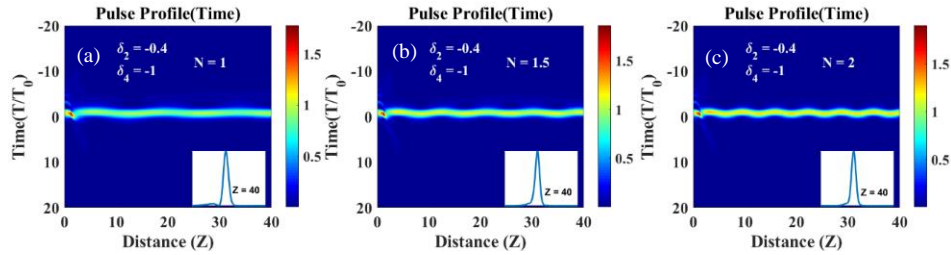


Fig. 9. Temporal Airy pulse evolution under the influence of negative FOD and (a) $N = 1$ (b) $N = 1.5$ and (c) $N = 2$.

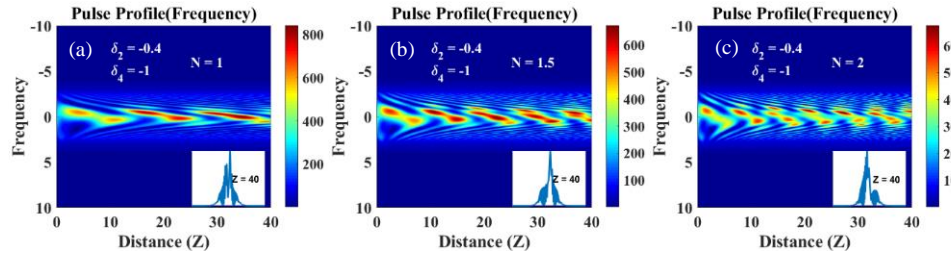


Fig. 10. Spectral Airy pulse evolution under the influence of negative FOD and (a) $N = 1$ (b) $N = 1.5$ and (c) $N = 2$.

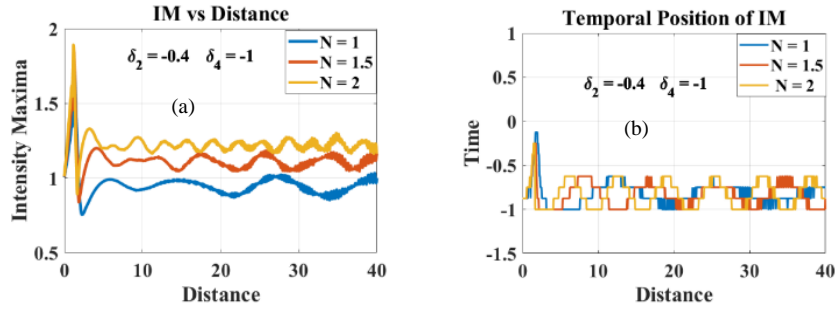


Fig. 11. For $\delta_2 = -0.4$ $\delta_4 = -1$ and $a = 0.1$ (a) intensity maximum with propagation distance (b) temporal position of intensity maximum with three different values of cubic nonlinear parameter.

Furthermore, we have shown the evolution of intensity maximum of the emergent soliton and corresponding temporal position in fig. 11 (a-b). The intensity reaches a maximum before getting stabilized and then propagates with oscillations. For the large value of N, emergent soliton carries more energy.

3.5 Effect of Normal GVD, FOD and Cubic Nonlinearity

In this section we study Airy pulse propagation by including negative FOD together with GVD and cubic nonlinearity. For gaussian optical pulse envelope, splitting in normal GVD and self-focusing nonlinearity have already been studied in refs. [40,41]. Unsurprisingly, for Airy pulses soliton shedding is observed as demonstrated in fig. 12 (a-c). Unlike to the anomalous GVD case, here we observe background radiation. Also, the nonlinear imprints on spectral evolution are not similar to the earlier cases. A cleave in the pulse spectrum can be visualized from the results depicted in fig. 13.

The intensity maximum of the emergent soliton, for three values of N, is demonstrated in fig 14 (a), which manifests that the fluctuations in the maximum intensity increase with increase in the value of N. Additionally, the corresponding temporal position is illustrated in fig. 14 (b). The variation in the temporal position of emergent soliton is least in this case.

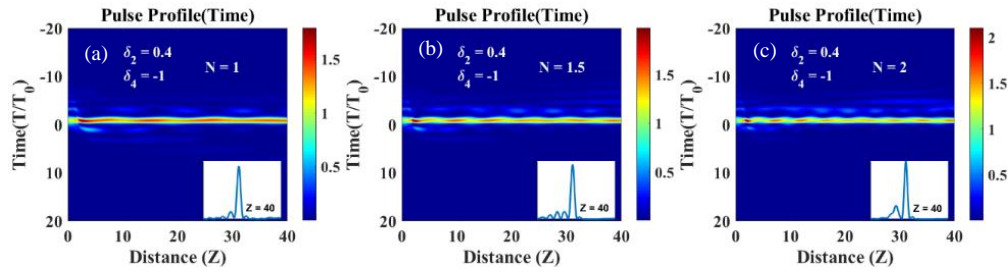


Fig. 12. Temporal Airy pulse evolution under the influence of normal GVD, negative FOD and (a) N = 1 (b) N = 1.5 and (c) N = 2.

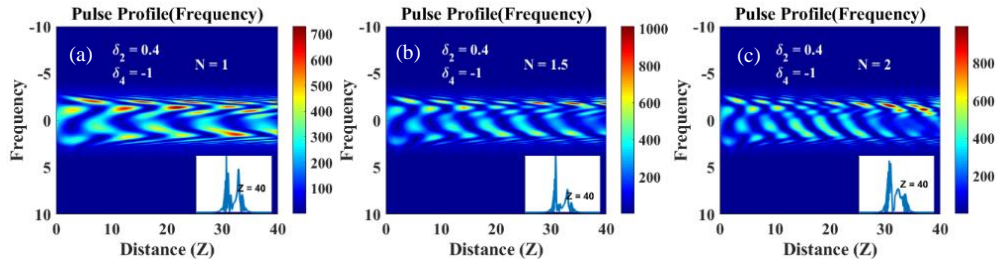


Fig. 13. Spectral Airy pulse evolution under the influence of normal GVD, negative FOD and (a) $N = 1$ (b) $N = 1.5$ and (c) $N = 2$.

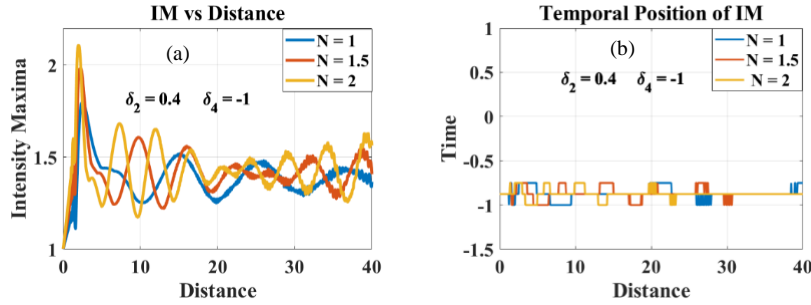


Fig. 14. For $\delta_2 = 0.4$ $\delta_4 = -1$ and $a = 0.1$ (a) intensity maximum with propagation distance, (b) temporal position of intensity maximum with three different values of cubic nonlinear parameter.

4. Conclusion

In summary, we have studied the dynamics of truncated Airy pulse propagation in the linear and nonlinear regimes. In the linear regime, the oscillatory tail and self-acceleration of the Airy pulse are vanished astonishingly in presence of FOD. The investigation is further extended to cubic and quintic nonlinearity, where the interplay between negative FOD and cubic nonlinearity led to soliton shedding. Interestingly, this soliton shedding can be observed at relatively low power and the resultant soliton exhibited oscillations at the leading and trailing edges. Additionally, the soliton shedding is observed for negative FOD and quintic nonlinearity. The effect of input pulse power on the soliton shedding is also explored. Furthermore, the combined effect of FOD and GVD on Airy pulse propagation is studied in a cubic nonlinear medium. Our results may lead to potential applications in optical communication and signal processing.

References

1. M.V. Berry and N.L. Balazs, "Nonspreading wave packets", *Am. J. Phys.* **47**, 264-267(1979).
2. K. Unnikrishnan and A.R.P. Rau, "Uniqueness of the Airy packet in quantum mechanics", *Am. J. Phys.* **64**, 1034 (1996)
3. G. A. Siviloglou, J. Broky, A. Dogariu, and D. N. Christodoulides, "Observation of Accelerating Airy Beam", *Phys. Rev. Lett.* **99**, 213901 (2007).
4. Agrawal GP. *Nonlinear Fiber optics*. 4th ed. New York: Academic; 2007.
5. G. A. Siviloglou, J. Broky, A. Dogariu, and D. N. Christodoulides, "Ballistic dynamics of Airy Beam", *Opt. Lett.* **33**,207 (2008)
6. J. Baumgartl, M. Mazilu, and K. Dholakia, "Optically mediated particle clearing using Airy wavepackets,"*Nat. Photonics* **2**, 675–678 (2008).

7. P. Zhang, J. Prakash, Z. Zhang, M. S. Mills, N. K. Efremidis, D. N. Christodoulides, and Z. Chen, "Trapping and guiding microparticles with morphing autofocusing Airy beams," *Opt. Lett.* **36**, 2883–2885 (2011).
8. P. Polynkin, M. Kolesik, and J. Moloney, "Filamentation of femtosecond laser Airy beams in water," *Phys. Rev. Lett.* **103**, 123902 (2009).
9. P. Panagiotopoulos, D. Abdollahpour, A. Lotti, A. Couairon, D. Faccio, D. G. Papazoglou, and S. Tzortzakis, "Nonlinear propagation dynamics of finite-energy Airy beams," *Phys. Rev. A* **86**, 013842 (2012).
10. P. Polynkin, M. Kolesik, J. Moloney, G. Siviloglou, and D. N. Christodoulides, "Extreme nonlinear optics with ultra-intense self-bending Airy beams," *Opt. Photon. News* **21**, 38–43 (2010).
11. C. Ament, P. Polynkin, and J. V. Moloney, "Supercontinuum generation with femtosecond self-healing airy pulses," *Phys. Rev. Lett.* **107**, 243901 (2011).
12. G. A. Siviloglou, and D. N. Christodoulides, "Accelerating finite energy Airy beams", *Opt. Lett.* **32**, 979 (2007)
13. T. Latychevskaia, D. Schachtler, and H. W. Fink, "Creating Airy Beam employing a transmissive spatial light modulator", *App. Opt.* **55** (22) (2016)
14. A. Chong, W. Renninger, D. N. Christodoulides, and F. W. Wise, "Airy-Bessel wave packets as versatile linear light bullets," *Nat. Photonics* **4**, 103–106 (2010).
15. D. Abdollahpour, S. Suntsov, D. G. Papazoglou, and S. Tzortzakis, "Spatiotemporal Airy light bullets in the linear and nonlinear regimes," *Phys. Rev. Lett.* **105**, 253901 (2010).
16. T. Ellenbogen, N. Voloch-Bloch, A. Ganany-Padowicz, and A. Arie, "Nonlinear generation and Manipulation of Airy beams", *Nat. Photonics* **3**, 395 (2009).
17. Thawatchai Maytevarunyoo, and Boris A. Malomed, "Generation of χ^2 solitons from the Airy wave through the parametric instability", *Opt. Lett.* **40**, 4947-4950 (2015)
18. Thawatchai Maytevarunyoo, and Boris A. Malomed, "Two-dimensional χ^2 solitons generated by the down conversion of Airy waves", *Opt. Lett.* **41**, 2919-2922 (2016)
19. Thawatchai Maytevarunyoo, and Boris A. Malomed, "The interaction of Airy wave and solitons in a three wave system", *J. Opt.* **19** (2017)
20. Y. Fattal, A. Rudnick, and D. M. Marom, "Soliton shedding from airy pulses in Kerr media," *Opt. Express* **19**, 17298–17307 (2011).
21. Y. Hu, M. Li, D. Bongiovanni, M. Clerici, J. Yao, Z. Chen, J. Azaña, and R. Morandotti, "Spectrum to distance mapping via nonlinear Airy pulses," *Opt. Lett.* **38**, 380–382 (2013).
22. I. M. Besieris and A. M. Shaarawi, "Accelerating airy wave packets in the presence of quadratic and cubic dispersion," *Phys. Rev. E* **78**, 046605 (2008).
23. R. Driben, Y. Hu, Z. Chen, B. A. Malomed, and R. Morandotti, "Inversion and tight focusing of Airy pulses under the action of third-order dispersion," *Opt. Lett.* **38**, 2499–2501 (2013).
24. L. F. Zhang, J. G. Zhang, Y. Chen, A. L. Liu, and G. C. Liu, "Dynamic propagation of finite-energy Airy pulses in the presence of higher-order effects," *J. Opt. Soc. Am. B* **31**, 889–897 (2014).
25. L. Zhang, H. Zhong, Y. Li, and D. Fan, "Manipulation of Raman-induced frequency shift by use of asymmetric self-accelerating Airy pulse," *Opt. Express* **22**, 22598–22607 (2014).
26. M. Miyagi and S. Nishida, "Pulse spreading in a single-mode fiber due to third-order dispersion," *Appl. Opt.* **18**, 678–682 (1979).
27. D. Marcuse, "Pulse distortion in single-mode fibers," *Appl. Opt.* **19**, 1653–1660 (1980).
28. E. N. Tsoy and C. M. de Sterke, "Dynamics of ultrashort pulses near zero dispersion wavelength," *J. Opt. Soc. Am. B* **23**, 2425–2433 (2006).
29. Anders Hook and Magnus Karlsson, "Ultrashort solitons at the minimum-dispersion wavelength: effects of fourth-order dispersion", *Opt. Lett.* **18**, 1388, (1993)
30. Ivan P. Christov,* Margaret M. Murnane, Henry C. Kapteyn, Jianping Zhou, and Chung-Po Huang, "Fourth-order dispersion-limited solitary pulses", *Opt. Lett.* **19**, 1465 (1994)
31. Michel Piche, Jean-Francois Cormier, and Xiaonong Zhu, "Bright optical soliton in the presence of fourth-order dispersion", *Opt. Lett.* **21**, 845 (1996)
32. Sarma AK., "Solitary wave solutions of higher-order NLSE with Raman and self-steepening effect in a cubic–quintic–septic medium.", *Commun Nonlinear Sci Numer Simul* **14**, 3215–3219 (2009).
33. Kevin K. K. Tam, Tristram J. Alexander, Andrea Blanco-Redondo, and C. Martijn De Sterke, "Stationary and dynamical properties of pure-quartic solitons" *Opt. Lett.* **44**, 3306 (2019)
34. Kevin K. K. Tam, Tristram J. Alexander, Andrea Blanco-Redondo and C. Martijn de Sterke, "Generalized dispersion Kerr solitons", *Phy. Rev. A* **101**, 043822 (2020)
35. Andrea Blanco-Redondo , C. Martijn de Sterke , J.E. Sipe, Thomas F. Krauss, Benjamin J. Eggleton and Chad Husko, "Pure-quartic solitons", *Nat. Commun.* **7**:10427 doi: 10.1038/ncomms10427 (2016)
36. A. Mohamodou, C. G. LatchioTiofack, and Timoléon C. Kofané, "Wave train generation of solitons in system with higher-order nonlinearities", *Phy. Rev. E* **82**, 016601 (2010).
37. Albert S. Reyna and Cid B. de Araujo, "Nonlinearity management of photonic composites and observation of spatial-modulation instability due to quintic nonlinearity", *Phy. Rev. A* **89**, 063803 (2014)
38. Albert S. Reyna and Cid B. de Araújo, "Spatial phase modulation due to quintic and septic nonlinearities in metal colloids", *Opt. Exp.* **22**, 22456 (2014)

39. N.N. Akhmediev, A.V. Buryak, M. Karlsson, "Radiationless optical solitons with oscillating tails", *Opt. Comm.* **110**, 540-544 (1994)
40. P. Chernev and V. Petrov, "Self-focusing of light pulses in the presence of normal group velocity dispersion", *Opt. Lett.* **17**, 172 (1992)
41. J. E. Rothenberg, "Pulse splitting during self-focusing in normally dispersive media", *Opt. Lett.* **17**, 583 (1992)