

Novel Direct Algorithm for Computing Simultaneous All-levels Reliability of Multistate Flow Networks

Wei-Chang Yeh
 Department of Industrial Engineering and Engineering Management
 National Tsing Hua University
 P.O. Box 24-60, Hsinchu, Taiwan 300, R.O.C.
 yeh@ieee.org

Abstract—Different types of networks, such as, Internet of Things, social networks, wireless sensor networks, transportation networks, and 4g/5G serve to benefit and help our daily lives. The multistate flow network (MFN) is used to model the network structures and applications. The level d reliability, R_d , of the MFN is the success probability of sending at least d units of integer flow from the source node to the sink node and is a popular index for designing, managing, controlling, and evaluating MFNs. The traditional indirect algorithms must have all d -MPs (special connected vectors) or $(d-1)$ -MCs (special disconnected vectors) first, and then use inclusion-exclusion technique (IET) or sum-of-disjoint product (SDP) in terms of found d -MPs or $(d-1)$ -MCs to calculate R_d . The above four procedures are all NP-Hard and #P-Hard and cannot calculate R_d for all d simultaneously. Thus, in this study a novel algorithm based on the binary-addition-tree algorithm is proposed to calculate the R_d directly for all d simultaneously, eliminating the need of using the above four procedures. The time complexity and demonstration of the proposed algorithm were analyzed with suitable examples. Furthermore, an experiment was conducted on 12 benchmark networks to validate the proposed algorithm.

Index Terms—Multistate Flow Network (MFN); Reliability; All-levels; Binary-Addition-Tree Algorithm (BAT); the Maximum-flow algorithm; Inclusion-Exclusion Technique (IET); Sum-of-disjoint Product (SDP); d -MP; d -MC

I. INTRODUCTION

A multistate flow network (MFN) is a special graph with multistate components representing different performance levels with occurrent probabilities. Various practical systems can be modeled using MFNs, for

example, the Internet of Things [1, 2], grid and cloud computing [3], wireless sensor networks [4, 5, 6], transportation systems [7, 8], oil/gas production systems [9], power transmission and distribution systems [10, 11], rework networks [12], and Data Mining [13, 14]. Variations in modern network applications are witnessing a rapid growth and being employed extensively [15, 16, 17]. Hence, MFNs play a vital role in many aspects of day-to-day life [18, 19].

Let $G(V, E, \mathbf{D})$ be an MFN, where $V = \{1, 2, \dots, n\}$ be the complete vertex set and each vertex is perfect. $E = \{a_1, a_2, \dots, a_m\}$ is the complete edge set, and each edge may fail based on a predefined probability. Further, \mathbf{D} is the (edge) state distribution defined by the state level and the related state probability of each edge, while vertices 1 and n denote the source and sink nodes, respectively.

For example, Fig. 1 shows an MFN with $V = \{1, 2, 3, 4\}$, $E = \{a_1, a_2, a_3, a_4, a_5\}$, node 1 as the source node, node 4 as the sink node, and the state distribution \mathbf{D} as listed in Table 1.

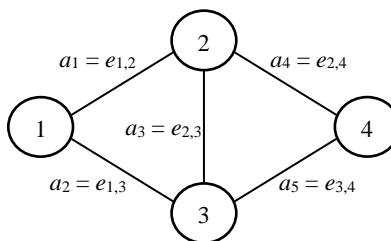


Figure 1. The bridge network.

TABLE 1. STATE DISTRIBUTIONS IN FIG. 1.

state	$a_1 = e_{1,2}$	$a_2 = e_{1,3}$	$a_3 = e_{2,3}$	$a_4 = e_{2,4}$	$a_5 = e_{3,4}$
0	0.1	0.05	0.01	0.10	0.025
1	0.2	0.10	0.19	0.15	0.075
2	0.7	0.85	0.80	0.75	0.900

Reliability is an extensively used index for evaluating the performance of real-world MFNs [18, 19, 20]. The traditional reliability, R_d , of MFNs is defined as the success probability that at least d units of the amount of flows can be sent from vertices 1 to n . Without loss of generality, the above problem is referred to as the single-level or level d reliability of MFN. For $d = 1$, this problem can be simply considered as a binary-state network reliability problem.

Various algorithms have been proposed to calculate the single-level reliability of the MFN. It can be calculated by implementing numerous approaches, including exact reliability algorithms [21-35] and

approximated reliability algorithms [36, 37, 38]. Most current exact reliability algorithms for calculating R_d are adapted from graph theory and are indirect, that is, either based on cut/ $(d-1)$ -MC [21, 22, 23, 24, 25, 26] or based on path/ d -MP [27, 28, 29, 30, 31, 32, 33, 34, 35] and thus do not yield R_d directly.

However, in MFNs, it is HP-Hard and #P-Hard to obtain all d -MPs or the $(d-1)$ -MCs [18, 20], that is, calculating R_d and $(1-R_d)$ based on d -MPs and $(d-1)$ -MCs, respectively, is a challenge. Moreover, after obtaining all d -MPs or $(d-1)$ -MCs, all current algorithms still need either the inclusion-exclusion technology (IET) [39] or the sum-of-disjoint product algorithm (SDP) [33, 34, 40, 41] to calculate R_d or $(1-R_d)$ in terms of d -MPs or $(d-1)$ -MCs, respectively. Moreover, both IET and SDP are also NP-hard.

However, the major drawback is that all existing algorithms in calculating R_d are only available for fixed d , and decision-makers cannot choose the best d under particular scenarios. It is insufficient to confirm the performance of MFNs and the roles of components for decision makers in making a correct decision. For instance, it is always for a decision maker to determine which values of d can balance the most reliable, highest economic profit, and lowest cost to build transportation systems [7, 8], telecom systems [15], wireless sensor networks [4, 5, 6], smart grids [7], and the Internet of Things [1, 2].

Hence, it is necessary to propose an algorithm for determining the all-level reliability of MFN for all values of d simultaneously, that is, calculate $R_1, R_2, \dots, R_{d_{MAX}}$ simultaneously. Owing to its importance and practicality, a novel direct problem is proposed to realize this.

The binary-addition-tree algorithm (BAT), first proposed by Yeh in [42], can determine all possible solutions, vectors, or combinations. Because BAT is based on binary addition, it is more efficient compared to the breadth-first search (BFS) and depth-first search (DFS), which are the basis of major search algorithms such as the branch-and-bound algorithm, decision tree [43], and others [44, 45]. Further, because BAT is simple, efficient, and memory saving, it has also been applied in different applications, that is, network reliability problems [42, 44, 45], rework problems [12], the propagation of computer viruses [46], and the spread of wildfire [47], and in addition, BAT has recently emerged as a new search method for finding all possible solutions or vectors.

Owing to the advantage of BAT [42], the goal of this study is to propose a BAT-based all-level direct algorithm to solve the proposed all-level MFN reliability problem, that is, calculate the all-level reliability $R_1, R_2, \dots, R_{dMAX}$ simultaneously.

The remainder of this paper is organized as follows. All acronyms, notations, nomenclatures, and assumptions are introduced in Section II. A review of the BAT and the maximum-flow algorithm is presented in Section III. The proposed BAT-based algorithm is introduced formally in Section IV, including the difference between the indirect and direct algorithms and between the traditional BAT and the proposed BAT-based algorithm. The proposed algorithm determined the first connected vector, the pseudocode of the proposed algorithm, and an example to demonstrate the proposed algorithm. The performance of the proposed algorithm in solving the proposed problem was demonstrated on 12 benchmark networks in Section V. Finally, Section VI concludes the study.

II. ACRONYMS, NOTATIONS, NOMENCLATURES, AND ASSUMPTIONS

All required acronyms, notations, assumptions, and nomenclatures are defined and provided here.

A. Acronyms

BAT : binary-addition-tree algorithm [25]

MFN : multistate flow network

MP : minimal path

MC : minimal cut

d -MP : MP vector for demand d

d -MC : MC vector for demand d

DFS : depth-search-first algorithm

BFS : breadth-search-first algorithm

BBD : binary-decision-diagram

IET : inclusion-exclusion technology

UGFM : universal generating function methodology

B. Notations

$|\bullet|$: Element number of \bullet

n : Vertex number

m : Edge number

a_i : i^{th} undirected edge

V : Vertex set $V = \{1, 2, \dots, n\}$ and $|V| = n$

E : Edge set $E = \{a_1, a_2, \dots, a_m\}$ and $|E| = m$

$e_{i,j}$: $e_{i,j} = a_k \in E$ for one k and $i, j \in V$

$\Pr(\bullet)$: Occurrence probability of event \bullet

\mathbf{D} : State distributions listing all states of a and its $\Pr(a)$ for each edge a , for example, Table 1 is the state distribution of Fig. 1.

$G(V, E)$: A graph constituted by V and E . For example, Fig. 1 is the bridge network constituted by $E = \{a_1 = e_{1,2}, a_2 = e_{1,3}, a_3 = e_{2,3}, a_4 = e_{2,4}, a_5 = e_{3,4}\}$ and $V = \{1, 2, 3, 4\}$.

$G(V, E, \mathbf{D})$: An MFN constituted by $G(V, E)$ and the state distributions \mathbf{D} . For example, $G(V, E)$ in depicted Fig. 1 and its \mathbf{D} is provided in Table 1 is an MFN $G(V, E, \mathbf{D})$.

X : Multistate vector and its k^{th} coordinate is the state of edge $a_k \in E$

$X(a_k)$: State of the k^{th} coordinate $a_k \in E$ in X for $k = 1, 2, \dots, m$

$\mathbf{D}_{\max}(a_k)$: The largest state of $a_k \in E$ for $k = 1, 2, \dots, m$

$\Pr(X(a))$: Occurrence probability of a in vector X

$\Pr(X) : \prod_{k=1}^m \Pr(X(a_k))$

R_d : Reliability for level d of an MFN

r_d Probability that the exact d units of flow can be sent from nodes 1 to n

$G(X)$: $G(X) = G(V, \{a \in E \mid \text{for all edge } a \text{ with } X(a) > 0\}, \mathbf{D})$

$F(X)$: The maximum flow of $G(X)$

d_{MAX} : $d_{\text{MAX}} = F(G)$ which is the maximum flow of $G(V, E, \mathbf{D})$

$X \ll Y$: If vector X is obtained after Y in the BAT.

$X < Y$: $X(a_i) < Y(a_i)$ for $i = 1, 2, \dots, m$, e.g., $(1, 0, 0, 0, 0) < (3, 1, 1, 1, 1)$.

$X \leq Y$: $X < Y$ and $X(a_i) = Y(a_i)$ for at least one i , e.g., $(0, 1, 0, 1, 1) \leq (3, 1, 1, 1, 1)$.

C. Nomenclatures

- 1) MP/MC: An MP/MC is an edge subset such that the functioning/failure of all these edges ensures the functioning/failure of the network, and each of its proper subsets is not an MP/MC [20, 21]. For example, $\{a_1, a_3, a_5\}$ is an MC and an MP in Fig. 1.
- 2) d : random variable $d = 0, 1, 2, \dots, d_{\text{MAX}}$ is the required amount of flow for a particular problem, and its distribution can be determined via constant prediction and observation.
- 3) d -MP: A vector X is a d -MP if and only if $F(X) = d$ and $F(X - o_j) < d$ for each $\mathbf{D}_{\text{max}}(a_j) > 0$ [48].
- 4) d -MP combination: A vector generated by the addition of one of $(d-1)$ -MPs and one of 1-MPs [49].
- 5) R_d : The probability that at least d units of flows can be sent from vertices 1 and n for all values of d .
- 6) One-level reliability: The probability that at least d units of flows can be sent from vertices 1 and n for only a specific value of d .
- 7) All-levels reliability: R_1, R_2, \dots , and $R_{d_{\text{MAX}}}$.
- 8) Reliability for all d : it is similar to all-level reliability except that it cannot calculate R_d directly for all d at the same time
- 9) d -connected vector: A vector X is d -connected if $F(X) = d$ [45, 49].

D. Assumptions

- 1) Each MFN is free of parallel edges or loops.
- 2) Each edge is undirected, and its state (capacity) is a zero or positive random variable followed by a predefined distribution.
- 3) States of different edges are statistically independent.
- 4) Each vertex is reliable perfectly.
- 5) The total flows into and from a node (not nodes 1 and n) are all equal, that is, the conservation law is followed.

III. REVIEW OF BAT AND MAXIMUM FLOW

The proposed all-level direct multistate BAT was modified with the traditional (directed-arc) multistate BAT to search for each connected vector, say X , and used the maximum-flow algorithm to calculate $F(X)$. Hence, both the traditional BAT and the maximum-flow algorithm are discussed in this section.

A. BAT

The first BAT was proposed by Yeh [42] based on binary addition to solve binary-state directed network reliability problems. From experimental results, BAT algorithms outperform the BFS algorithm, for example, the universal generating function methodology (UGFM) [18], which is the main algorithm for solving the information network reliability problems [44], recursive SDP [33, 34]. Further, BAT outperforms depth-search-first algorithms (DFS), for example, the quick IET [39], which is the best-known algorithm for calculating MFN reliability after obtaining all d -MPs or $(d-1)$ -MCs [42]. In addition, BAT is also better than binary-decision-diagram (BDD) [43, 45], which outperforms other algorithms in binary-state network reliability problems [45] when considering the running time and computer memory.

The original BAT can determine all possible solutions and starts from vector zero, say X , and adds one to X to update it iteratively. The entire procedure is backward from the last coordinate, that is, the m^{th} coordinate, of X . If the current coordinate is zero, it needs to be updated to one, and we obtain a new solution X . However,

if the current coordinate, say i , is one, it changes to zero and then moves to the next coordinate, that is, $(i-1)$, to repeat the above procedure till the current coordinate is zero [42].

The original (backward) BAT pseudocode to find all solutions or vectors is provided in the following algorithm [25]:

Algorithm: BAT [42]

Input: A m -tuple zero vector.

Output: All solutions/vectors.

STEP B0. Let $SUM = 0$, $X = \mathbf{0}$, and $k = m$.

STEP B1. If $X(a_k) = 1$, let $X(a_k) = 0$, $SUM = SUM - 1$, and go to STEP B4.

STEP B2. Let $X(a_k) = 1$ and $SUM = SUM + 1$.

STEP B3. Let $k = k - 1$ and go to STEP B1 if $k > 1$.

STEP B4. If $SUM = m$, halt; otherwise, let $k = m$ and go to STEP B1.

STEP B0 initializes the values of SUM , which is used to determine when to stop, the current vector X to be vector zero, and the current coordinate k to be m (backward of the backward BAT). In STEP B1, based on the binary addition, the current coordinate is changed to 0 if it is 1 and then go to STEP B4, for example, $(1, 0, 1)$ is updated to $(1, 1, 0)$. STEP B2 deals with other cases, that is, if the current coordinate is 0, it changes it to 1, and a new binary vector is generated, for example, $(1, 1, 0)$ is updated to $(1, 1, 1)$. Finally, STEP B4 represents the stopping criterion based on the SUM value.

The number of all found X is 2^m if BAT starts with an m -tuple vector zero in STEP B0 with a time complexity of $O(2^{m+1})$, as proven in [50]. Moreover, the main total memory required for BAT is $O(m)$ only because the current vector X is used repeatedly. However, after obtaining a new vector, we need to calculate its related values, for example, the reliability in this study, probability, profit, cost, time, or any predefined function [42].

From the above pseudocode, it is evident that BAT is simple to understand, easy to code, efficient to

execute, economical in memory space, and convenient to make-to-fit [42, 44, 45, 46, 47, 50]. The following table shows the manner in which the BAT is implemented to calculate the exact reliability of the binary-state network shown in Fig 1, where $|E| = 5$ and $p_i = 1 - q_i$ is the reliability of arc a_i in \mathbf{D} for all $a_i \in E$.

TABLE 2. COMPLETE RESULTS OBTAINED FROM THE BAT ON FIG. 1.

Iterative	X	SUM	Connec ted?	$R(X)$
1	(0, 0, 0, 1, 1)	2	N	
2	(0, 0, 1, 0, 0)	1	N	
3	(0, 0, 1, 0, 1)	2	N	
4	(0, 0, 1, 1, 0)	2	N	
5	(0, 0, 1, 1, 1)	3	N	
6	(0, 1, 0, 0, 0)	1	N	
7	(0, 1, 0, 0, 1)	2	Y	$q_1p_2q_3q_4p_5$
8	(0, 1, 0, 1, 0)	2	N	
9	(0, 1, 0, 1, 1)	3	Y	$q_1p_2q_3p_4p_5$
10	(0, 1, 1, 0, 0)	2	N	
11	(0, 1, 1, 0, 1)	3	Y	$q_1p_2p_3q_4p_5$
12	(0, 1, 1, 1, 0)	3	N	
13	(0, 1, 1, 1, 1)	4	Y	$q_1p_2p_3p_4p_5$
14	(1, 0, 0, 0, 0)	1	N	
15	(1, 0, 0, 0, 1)	2	N	
16	(1, 0, 0, 1, 0)	2	Y	$p_1q_2q_3p_4q_5$
17	(1, 0, 0, 1, 1)	3	Y	$p_1q_2q_3p_4p_5$
18	(1, 0, 1, 0, 0)	2	N	
19	(1, 0, 1, 0, 1)	3	Y	$p_1q_2p_3q_4p_5$
20	(1, 0, 1, 1, 0)	3	Y	$p_1q_2p_3p_4q_5$
21	(1, 0, 1, 1, 1)	4	Y	$p_1q_2p_3p_4p_5$
22	(1, 1, 0, 0, 0)	2	N	
23	(1, 1, 0, 0, 1)	3	Y	$p_1p_2q_3q_4p_5$
24	(1, 1, 0, 1, 0)	3	Y	$p_1p_2q_3p_4q_5$
25	(1, 1, 0, 1, 1)	4	Y	$p_1p_2q_3p_4p_5$
26	(1, 1, 1, 0, 0)	3	N	
27	(1, 1, 1, 0, 1)	4	Y	$p_1p_2p_3q_4p_5$
28	(1, 1, 1, 1, 0)	4	Y	$p_1p_2p_3p_4q_5$
29	(1, 1, 1, 1, 1)	5	Y	$p_1p_2p_3p_4p_5$

B. Maximum-Flow Algorithm

The maximum-flow algorithm can calculate the maximum flow in a related subnetwork corresponding to a vector. Numerous maximum-flow algorithms exist in the literature [51]. In this study, we adapted the simplest one by repeating a simple path, say P , using DFS in the residual subnetwork. Thereafter, we find the minimum state, say f_1 , among the states of all edges in P , and subtract the states of all edges in P by f_1 to

obtain a new residual subnetwork. Consequently, the above process is repeated and all f_i for all i are summed to obtain the maximum flow.

The pseudocode of the algorithm to calculate the maximum flow in the proposed all-level direct multistate BAT is delivered as follows:

Algorithm: The Maximum-flow Algorithm

Input: A vector X

Output: The maximum flow $F(X)$.

STEP M0. Let $F^* = 0$.

STEP M1. Find a simple path, say $P \in E$, from nodes 1 to n . If there is no such path, go to STEP M4.

STEP M2. Let $f = \text{Min}\{ F(a) \mid \text{for all } a \in P \}$.

STEP M3. Let $F^* = F^* + f$, $F(a) = F(a) - f$ for all $a \in P$ and go to STEP M0.

STEP M4. $F(X) = F^*$ and halt.

For example, let $X = (1, 1, 1, 2, 0)$ in Fig. 1, and the corresponding subnetwork $G(X)$ is depicted in Fig. 2.

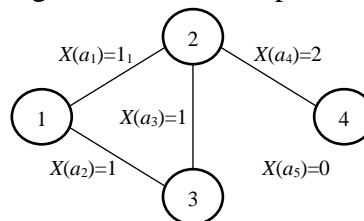


Figure 2. The $G(X)$ and $X = (1, 1, 1, 2, 0)$.

There is a simple path from nodes 1 to 4, that is, $P_1 = \{a_1, a_4\}$, as shown by the dashed line in Fig. 3(1), and the minimum state in such a path is $\text{Min}\{X(a_1) = 1, X(a_4) = 2\} = 1$. Hence, the state of all arcs in P_1 must be subtracted by 1, as shown in Fig. 3(2).

Similarly, there is another simple path from nodes 1 to 4 in the residual network, that is, $P_2 = \{a_2, a_3, a_4\}$. The minimum state of all arcs in P_2 is $\text{Min}\{X(a_2) = 1, X(a_3) = 1, X(a_4) = 1\} = 1$, as shown in Fig. 3(3). In addition, there is no other simpler path in the residual network after subtracting the state of arcs in P_2 by 1. Hence, the maximum flow was $1 + 1 = 2$.

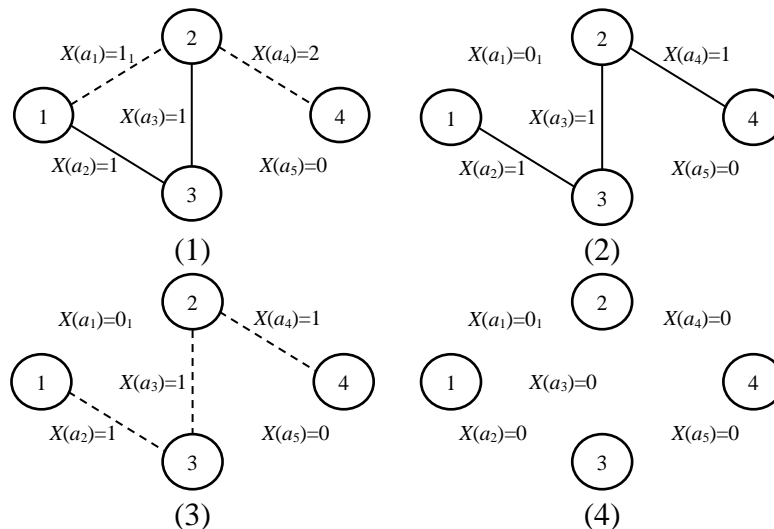


Figure 3. The related subnetwork in calculating $F(X)$.

The complete process of the above process is explained in Table 3.

TABLE 3. CALCULATE $F(X)$ FOR $X = (1, 1, 1, 2, 0)$ FOR FIG. 1.

i	P_i	$\text{Min}\{X(a) \mid \text{for all } a \in P_i\}$
1	$\{a_1, a_4\}$	1
2	$\{a_2, a_3, a_4\}$	1
SUM		2

IV. PROPOSED ALL-LEVELS MULTI-BAT

The proposed all-level direct multistate BAT for computing the all-level reliability of MFNs is presented, including a discussion of the differences between the proposed problem and the traditional d -MP for all d problems and between the proposed BAT and the traditional BAT in Section 4.1. The first connected vector to reduce the runtime on finding the disconnected vector is presented in Section 4.2, the pseudocode and time complexity of the all-level BAT in Section 4.3, and finally, an example to demonstrate the proposed all-levels BAT in Section 4.4.

A. Major Differences between the Proposed Direct BAT

In the traditional d -MP-for-all- d algorithm [49], d -MPs can only be found for all possible d values and reliability for all levels cannot be calculated directly. It states that all $(d+1)$ -MPs are elements of the set that constitutes one d -MP plus one 1-MP. This is trivial, and its proof is omitted here [49].

Algorithm: the d -MP-for-all- d Algorithm [49]

Input: MFN $G(V, E, \mathbf{D})$ with source node 1 and sink node n .

Output: The reliability R_d of $G(V, E, \mathbf{D})$ for $d = 1, 2, \dots, F(G)$.

STEP D0. Find $P_1 = \{\text{all MPs}\}$, and let $d = 1$.

STEP D1. Find $P_{(d+1)} = \{p \mid p = p_1 + p_d \text{ for all } p_d \in P_d, p_1 \in P_1, \text{ and } p \notin P_{(d+1)} \text{ if } p^* \leq p \text{ for all } p^* \in P_{(d+1)}\}$.

STEP D2. Calculate $R_{(d+1)}$ in terms of all $(d+1)$ -MPs [18-26] using IET or SDP.

STEP D3. If $d < F(G)$, let $d = d + 1$ and go to STEP D1; otherwise, it is halted.

A $(d+1)$ -MP combination is a vector generated by the addition of one of the d -MPs and one of the 1-MPs; for example, p in STEP D1. A combination X is a redundant combination if $F(X) = F(X^*) = d$ and $X^* \leq X$ [49]. Further, if $X = X^*$ and $F(X) = F(X^*) = d$, X and X^* are generated from different d -MPs and 1-MPs, and X and X^* are duplicates.

A $(d+1)$ -MP combination is a real $(d+1)$ -MP if it is not a redundant or duplicate combination [49]. Hence, in STEP D1, each redundant and duplicate combination, both of which are NP-hard, must be removed. From STEP D2, after finding all $(d+1)$ -MPs, the next step to calculate the reliability is to implement the IET or the SDP, both of which are also NP-hard. However, the proposed all-level direct multistate BAT can have all levels of reliability directly without using IET or SDP and also without the need to remove redundant and duplicate combinations.

It should be noted that to date there is no algorithm that can calculate the all-level MFN reliability directly simultaneously.

In addition, there are two major differences between the proposed all-level multistate BAT and the traditional BAT.

1. The proposed BAT determines the first connected vector, X_{FC} , in a novel way such that the proposed algorithm starts to update from X_{FC} , in contrast to the other BATs, that start from vector zero.
2. Immediately after a connected vector, X , is formed, the proposed BAT needs to calculate the

maximal flow $F(X)$.

Moreover, in the proposed BAT, there is no need to change each undirected edge to two directed edges in opposite directions.

B. First Connected Vector

The idea of the first connected vector X_{FC} was first proposed in [45] to reduce the number of disconnected vectors in binary-state networks. The vector X_{FC} is a special vector, and it is also the first connected vector such that X is a disconnected vector if $X \ll X_{FC}$ in the BAT update procedure. For example, $X_{FC} = (1, 0, 0, 1, 0)$ in Fig. 1, because X is disconnected for all $X \ll X_{FC}$.

If the values of any coordinate i with $X_{FC}(a_i) > 0$ are reduced to 0, the new X_{FC} , $X_{new,FC}$, is disconnected because $X_{new,FC} \ll X_{FC}$, that is, $(0, 0, 0, 0, 0)$, $(1, 0, 0, 0, 0)$, and $(0, 0, 0, 1, 0)$ are all disconnected, as shown in Fig. 1. Conversely, if X is the disconnected vector immediately before X_{FC} , X is connected after adding one to X using binary addition. The above concept is the core of finding the X_{FC} .

Compared to the X_{FC} in [45], the method to obtain X_{FC} is revised here, and only the definition of X_{FC} proposed in [45] is retained. The X_{FC} is extended to the MFN, and a more efficient algorithm is proposed to find the X_{FC} simply based on the well-known shortest path. If $X = X_{FC}$ in a binary-state network $G(V, E, D)$, $X = X_{FC}$ in an MFN by changing each binary state to a multistate in MFN because $G(X_{FC})$ is an MP. Conversely, $X_{FC} \neq X$ if $G(X)$ includes more than one MP. The reason is also based on the definition of X_{FC} , that is, if X is the disconnected vector immediately before X_{FC} , X is connected after adding one to X using the binary addition. The above concept is the core in finding X_{FC} , and the X_{FC} by using the following code:

Algorithm FIND_ X_{FC}

Input: MFN $G(V, E, \mathbf{D})$ with source node 1 and sink node n .

Output: The X_{FC} .

STEP F0. Let the distance of a_i be $2^{(i-1)}$ for $i = 1, 2, \dots, m$.

STEP F1. Find the shortest path, P , in update network.

STEP F2. Let $X_{FC}(a_i) = 1$ if $a_i \in P$ for $i = 1, 2, \dots, m$.

Any vector in a binary-state network can be transferred into a unique number, as discussed in [42]. For example, the number corresponding to $(1, 0, 0, 1, 0)$ is $1 \times 2^0 + 0 \times 2^1 + 0 \times 2^2 + 0 \times 2^3 + 1 \times 2^4 = 17$. Hence, STEP F0 transfers each edge label to a distance power of 2. STEP F1 simply finds the shortest path P based on these distances transferred from the edge labels in STEP F0. Further, STEP F2 transferred each distance in the shortest path back to the corresponding label to obtain an X_{FC} . In addition, the shortest path P is also an MP and the first MP in the BAT procedure.

For example, Fig. 4. is the corresponding network after implementing the STEP F0 in Fig. 1. The shortest path is $\{e_{1,2}, e_{2,4}\}$ with a distance of 9. Hence, $X_{FC} = (1, 0, 0, 1, 0)$.

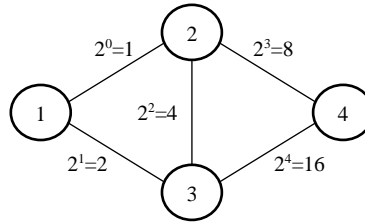


Figure 4. The new network after transferring each label into a distance in Fig. 1.

After finding the X_{FC} , there are 28 disconnected vectors that can be skipped as shown below:

TABLE 4. ALL 28 DISCONNECTED VECTORS ARE SKIPPED WITHOUT NEEDING TO FIND BASED ON X_{FC} .

Order in BAT	x_1	x_2	x_3	x_4	x_5
1	0	0	0	0	0
2	1	0	0	0	0
3	2	0	0	0	0
4	0	1	0	0	0
5	1	1	0	0	0
6	2	1	0	0	0
7	0	2	0	0	0
8	1	2	0	0	0
9	2	2	0	0	0
10	0	0	1	0	0
11	1	0	1	0	0
12	2	0	1	0	0
13	0	1	1	0	0
14	1	1	1	0	0
15	2	1	1	0	0

16	0	2	1	0	0
17	1	2	1	0	0
18	2	2	1	0	0
19	0	0	2	0	0
20	1	0	2	0	0
21	2	0	2	0	0
22	0	1	2	0	0
23	1	1	2	0	0
24	2	1	2	0	0
25	0	2	2	0	0
26	1	2	2	0	0
27	2	2	2	0	0
28	0	0	0	1	0

C. Pseudocode and Time Complexity

The pseudocode of the proposed all-level direct multistate BAT is presented below.

Algorithm: All-Levels Direct Multistate BAT

Input: An MFN $G(V, E, \mathbf{D})$

Output: Calculate the reliability R_d for $d = 1, 2, \dots, F(G)$ simultaneously.

STEP 0. Find X_{FC} based on Section IVB, and let $X = X_{FC}$, $i = 1$, and $R_d = 0$ for $d = 1, 2, \dots, F(G)$.

STEP 1. If $X(a_i) = U(a_i)$, then $X(a_i) = 0$. Otherwise, go to STEP 3.

STEP 2. If $i < m$, let $i = i + 1$ and go to STEP 1. Otherwise, halt.

STEP 3. Let $X(a_i) = X(a_i) + 1$.

STEP 4. Calculate $F(X)$, say f , and let $R_f = R_f + \Pr(X)$ if $F(X) > 0$, $i = 1$, and go to STEP 1.

There are only five lines in the above pseudocode, and X is used repeatedly. Hence, the proposed all-level direct multistate BAT is very easy to code, understand, saves computer memory, and implement.

STEP 0 initializes all values, for example, X , i , and R_d for all $d = 1, 2, \dots, F(G) = d_{MAX}$. STEPS 1 – 3, are based on the multistate BAT discussed in Section 3. The major difference is to halt the program if the current X is back to the m -tuple vector zero, that is, $i = m + 1$ in STEP 3. Finally, STEP 4 computes the maximum flow, f , calculates $\Pr(X)$, and adds $\Pr(X)$ to R_f .

The time complexity of the multistate BAT is discussed below because it is a key index for judging the efficiency of a new algorithm. Let each edge, a_i have s_i states, that is, $0, 1, \dots, s_{i-1}$. There are m coordinates in each vector; hence, the complete number of all vectors (without duplicates) generated from the BAT is $s_1 \times s_2 \times \dots \times s_m$. To update the current vector X in the forward multistate BAT, we need to determine the first coordinate, i , with value 0 from the 1st coordinate to the m^{th} coordinate, that is, $O(m)$ in the worst case for each update. Thus, the total time complexity is $O(ms_1s_2)$ for multistate BAT.

Furthermore, in the proposed all-level BAT, we need to consider STEP 4, which is the major difference between the proposed BAT and the multistate BAT. The maximum flow can be calculated in $O(mn)$ [51], and $O(m)$ is required to calculate $\Pr(X)$ in STEP 4, that is, $O(mn) + O(m) \approx O(mn)$ [50]. Consequently, the time complexity of the proposed all-level BAT is $O(nm^2s_1s_2\dots s_m)$.

D. Example

Regardless of whether the network is binary-state, multistate, one-level, for all d , or the proposed all-levels, all are NP-hard and # P-hard, that is, it is complex and tedious to calculate all types of MFN reliability problems. Hence, to better demonstrate the proposed all-level direct multistate BAT, the all-level reliability of a smaller-size network is implemented. Thus, the bridge network shown in Fig. 1 is adopted to demonstrate that readers can understand the proposed all-level reliability of the MFN problem and the proposed all-level direct multistate BAT quickly.

The proposed all-level direct multistate BAT is implemented in the bridge network, which has five edges in a backward manner, starting from the first coordinate to the initial 5-tuple zero vector, that is, $X = (0, 0, 0, 0, 0)$. The step-by-step procedure of the proposed algorithm is as follows.

STEP 0. Find $X_{\text{FC}} = (1, 0, 0, 1, 0)$ based on Section IVB and let $X = X_{\text{FC}} = (1, 0, 0, 1, 0)$, $i = 1$, and $R_1 = \Pr(X) = 0.375 \times 10^6$, $R_d = 0$ for $d = 2, 3$, $F(G) = 4$.

STEP 1. Because $X(a_1) = 1 < U(a_1) = 2$, go to STEP 3.

STEP 3. Let $X(a_1) = X(a_1) + 1 = 2$, that is, $X = (2, 0, 0, 1, 0)$.

STEP 4. Because $F(X) = 1$, let $R_1 = R_1 + \Pr(X) = 1.688 \times 10^6$, $i = 1$, and go to STEP 1.

:

:

STEP 3. Let $X(a_1) = X(a_1) + 1 = 1$, that is, $X = (1, 2, 2, 2, 2)$.

STEP 4. Because $F(X) = 3$, let $R_3 = R_3 + \Pr(X) = 0.384884446$, $i = 1$, and go to STEP 1.

STEP 1. Because $X(a_1) = 1 < U(a_1) = 2$, go to STEP 3.

STEP 3. Let $X(a_1) = X(a_1) + 1 = 2$, that is, $X = (2, 2, 2, 2, 2)$.

STEP 4. Because $F(X) = 4$, let $R_4 = R_4 + \Pr(X) = 0.429671250$, $i = 1$, and go to STEP 1.

STEP 1. Because $X(a_1) = U(a_1) = 2$, let $X(a_1) = 0$ and go to STEP 2.

STEP 2. Because $i = 1 < m = 5$, let $i = i + 1 = 2$ and go to STEP 1.

The results obtained using the proposed BAT are provided in Tables 5 and 6. Each coordinate can be 0, 1, 2, and 3, that is, there are $4^5 = 243$ different vectors if X_{FC} is not found. However, after determining the X_{FC} , the number of all vectors was reduced to 225.

TABLE 5. ALL 225 VECTORS OBTAINED FROM THE PROPOSED ALL-LEVELS BAT.

i	X_i	$\Pr(X_i) \times 10^6 d$	i	X_i	$\Pr(X_i) \times 10^6 d$	i	X_i	$\Pr(X_i) \times 10^6 d$	i	X_i	$\Pr(X_i) \times 10^6 d$
1	(1,0,0,1,0)	0.375 1	56	(2,0,0,0,1)	0	111	(0,1,0,2,1)	5.625 1	166	(1,1,0,1,2)	27.000 3
2	(2,0,0,1,0)	1.313 1	57	(0,1,0,0,1)	0.750 1	112	(1,1,0,2,1)	11.250 3	167	(2,1,0,1,2)	94.500 3
3	(0,1,0,1,0)	0	58	(1,1,0,0,1)	1.500 1	113	(2,1,0,2,1)	39.375 3	168	(0,2,0,1,2)	114.750 2
4	(1,1,0,1,0)	0.750 1	59	(2,1,0,0,1)	5.250 1	114	(0,2,0,2,1)	47.813 1	169	(1,2,0,1,2)	229.500 3
5	(2,1,0,1,0)	2.625 1	60	(0,2,0,0,1)	6.375 1	115	(1,2,0,2,1)	95.625 3	170	(2,2,0,1,2)	803.250 3
6	(0,2,0,1,0)	0	61	(1,2,0,0,1)	12.750 1	116	(2,2,0,2,1)	334.688 3	171	(0,0,1,1,2)	0
7	(1,2,0,1,0)	6.375 1	62	(2,2,0,0,1)	44.625 1	117	(0,0,1,2,1)	0	172	(1,0,1,1,2)	256.500 2
8	(2,2,0,1,0)	22.313 1	63	(0,0,1,0,1)	0	118	(1,0,1,2,1)	106.875 3	173	(2,0,1,1,2)	897.750 2
9	(0,0,1,1,0)	0	64	(1,0,1,0,1)	14.250 1	119	(2,0,1,2,1)	374.063 3	174	(0,1,1,1,2)	256.500 3
10	(1,0,1,1,0)	7.125 1	65	(2,0,1,0,1)	49.875 1	120	(0,1,1,2,1)	106.875 2	175	(1,1,1,1,2)	513.000 2
11	(2,0,1,1,0)	24.938 1	66	(0,1,1,0,1)	14.250 1	121	(1,1,1,2,1)	213.750 3	176	(2,1,1,1,2)	1795.500 2
12	(0,1,1,1,0)	7.125 1	67	(1,1,1,0,1)	28.500 1	122	(2,1,1,2,1)	748.125 3	177	(0,2,1,1,2)	2180.250 3
13	(1,1,1,1,0)	14.250 1	68	(2,1,1,0,1)	99.750 1	123	(0,2,1,2,1)	908.438 2	178	(1,2,1,1,2)	4360.500 2
14	(2,1,1,1,0)	49.875 1	69	(0,2,1,0,1)	121.125 1	124	(1,2,1,2,1)	1816.875 3	179	(2,2,1,1,2)	15261.750 2
15	(0,2,1,1,0)	60.563 1	70	(1,2,1,0,1)	242.250 1	125	(2,2,1,2,1)	6359.063 3	180	(0,0,2,1,2)	0
16	(1,2,1,1,0)	121.125 1	71	(2,2,1,0,1)	847.875 1	126	(0,0,2,2,1)	0	181	(1,0,2,1,2)	1080.000 2
17	(2,2,1,1,0)	423.938 1	72	(0,0,2,0,1)	0	127	(1,0,2,2,1)	450.000 3	182	(2,0,2,1,2)	3780.000 3

18	(0,0,2,1,0)	0	73	(1,0,2,0,1)	60.000 1	128	(2,0,2,2,1)	1575.000 3	183	(0,1,2,1,2)	1080.000 3
19	(1,0,2,1,0)	30.000 1	74	(2,0,2,0,1)	210.000 1	129	(0,1,2,2,1)	450.000 2	184	(1,1,2,1,2)	2160.000 2
20	(2,0,2,1,0)	105.000 1	75	(0,1,2,0,1)	60.000 1	130	(1,1,2,2,1)	900.000 3	185	(2,1,2,1,2)	7560.000 3
21	(0,1,2,1,0)	30.000 1	76	(1,1,2,0,1)	120.000 1	131	(2,1,2,2,1)	3150.000 3	186	(0,2,2,1,2)	9180.001 3
22	(1,1,2,1,0)	60.000 1	77	(2,1,2,0,1)	420.000 1	132	(0,2,2,2,1)	3825.000 3	187	(1,2,2,1,2)	18360.001 2
23	(2,1,2,1,0)	210.000 1	78	(0,2,2,0,1)	510.000 1	133	(1,2,2,2,1)	7650.001 3	188	(2,2,2,1,2)	64260.003 3
24	(0,2,2,1,0)	255.000 1	79	(1,2,2,0,1)	1020.000 1	134	(2,2,2,2,1)	26775.002 3	189	(0,0,0,2,2)	0
25	(1,2,2,1,0)	510.000 1	80	(2,2,2,0,1)	3570.000 1	135	(0,0,0,0,2)	0	190	(1,0,0,2,2)	67.500 2
26	(2,2,2,1,0)	1785.000 1	81	(0,0,0,1,1)	0	136	(1,0,0,0,2)	0	191	(2,0,0,2,2)	236.250 2
27	(0,0,0,2,0)	0	82	(1,0,0,1,1)	1.125 1	137	(2,0,0,0,2)	0	192	(0,1,0,2,2)	67.500 2
28	(1,0,0,2,0)	1.875 2	83	(2,0,0,1,1)	3.938 1	138	(0,1,0,0,2)	9.000 2	193	(1,1,0,2,2)	135.000 4
29	(2,0,0,2,0)	6.563 2	84	(0,1,0,1,1)	1.125 1	139	(1,1,0,0,2)	18.000 2	194	(2,1,0,2,2)	472.500 4
30	(0,1,0,2,0)	0	85	(1,1,0,1,1)	2.250 2	140	(2,1,0,0,2)	63.000 2	195	(0,2,0,2,2)	573.750 2
31	(1,1,0,2,0)	3.750 2	86	(2,1,0,1,1)	7.875 2	141	(0,2,0,0,2)	76.500 2	196	(1,2,0,2,2)	1147.500 4
32	(2,1,0,2,0)	13.125 2	87	(0,2,0,1,1)	9.563 1	142	(1,2,0,0,2)	153.000 2	197	(2,2,0,2,2)	4016.250 4
33	(0,2,0,2,0)	0	88	(1,2,0,1,1)	19.125 2	143	(2,2,0,0,2)	535.500 2	198	(0,0,1,2,2)	0
34	(1,2,0,2,0)	31.875 2	89	(2,2,0,1,1)	66.938 2	144	(0,0,1,0,2)	0	199	(1,0,1,2,2)	1282.500 3
35	(2,2,0,2,0)	111.563 2	90	(0,0,1,1,1)	0	145	(1,0,1,0,2)	171.000 1	200	(2,0,1,2,2)	4488.750 3
36	(0,0,1,2,0)	0	91	(1,0,1,1,1)	21.375 2	146	(2,0,1,0,2)	598.500 1	201	(0,1,1,2,2)	1282.500 3
37	(1,0,1,2,0)	35.625 2	92	(2,0,1,1,1)	74.813 2	147	(0,1,1,0,2)	171.000 2	202	(1,1,1,2,2)	2565.000 3
38	(2,0,1,2,0)	124.688 2	93	(0,1,1,1,1)	21.375 2	148	(1,1,1,0,2)	342.000 1	203	(2,1,1,2,2)	8977.500 3
39	(0,1,1,2,0)	35.625 1	94	(1,1,1,1,1)	42.750 2	149	(2,1,1,0,2)	1197.000 1	204	(0,2,1,2,2)	10901.250 3
40	(1,1,1,2,0)	71.250 2	95	(2,1,1,1,1)	149.625 2	150	(0,2,1,0,2)	1453.500 2	205	(1,2,1,2,2)	21802.500 3
41	(2,1,1,2,0)	249.375 2	96	(0,2,1,1,1)	181.688 2	151	(1,2,1,0,2)	2907.000 1	206	(2,2,1,2,2)	76308.748 3
42	(0,2,1,2,0)	302.813 1	97	(1,2,1,1,1)	363.375 2	152	(2,2,1,0,2)	10174.500 1	207	(0,0,2,2,2)	0
43	(1,2,1,2,0)	605.625 2	98	(2,2,1,1,1)	1271.813 2	153	(0,0,2,0,2)	0	208	(1,0,2,2,2)	5400.000 3
44	(2,2,1,2,0)	2119.688 2	99	(0,0,2,1,1)	0	154	(1,0,2,0,2)	720.000 1	209	(2,0,2,2,2)	18900.000 4
45	(0,0,2,2,0)	0	100	(1,0,2,1,1)	90.000 2	155	(2,0,2,0,2)	2520.000 2	210	(0,1,2,2,2)	5400.000 3
46	(1,0,2,2,0)	150.000 2	101	(2,0,2,1,1)	315.000 2	156	(0,1,2,0,2)	720.000 2	211	(1,1,2,2,2)	10800.000 3
47	(2,0,2,2,0)	525.000 2	102	(0,1,2,1,1)	90.000 2	157	(1,1,2,0,2)	1440.000 1	212	(2,1,2,2,2)	37800.000 4
48	(0,1,2,2,0)	150.000 1	103	(1,1,2,1,1)	180.000 2	158	(2,1,2,0,2)	5040.000 2	213	(0,2,2,2,2)	45900.001 4
49	(1,1,2,2,0)	300.000 2	104	(2,1,2,1,1)	630.000 2	159	(0,2,2,0,2)	6120.000 2	214	(1,2,2,2,2)	91800.003 3
50	(2,1,2,2,0)	1050.000 2	105	(0,2,2,1,1)	765.000 2	160	(1,2,2,0,2)	12240.001 1	215	(2,2,2,2,2)	321300.000 4
51	(0,2,2,2,0)	1275.000 2	106	(1,2,2,1,1)	1530.000 2	161	(2,2,2,0,2)	42840.001 2			
52	(1,2,2,2,0)	2550.000 2	107	(2,2,2,1,1)	5355.001 2	162	(0,0,0,1,2)	0			
53	(2,2,2,2,0)	8925.000 2	108	(0,0,0,2,1)	0	163	(1,0,0,1,2)	13.500 1			
54	(0,0,0,0,1)	0	109	(1,0,0,2,1)	5.625 2	164	(2,0,0,1,2)	47.250 1			
55	(1,0,0,0,1)	0	110	(2,0,0,2,1)	19.688 2	165	(0,1,0,1,2)	13.500 2			

TABLE 6. ALL-LEVELS RELIABILITY OF FIG. 1.

d	r_d	R_d
1	0.041595189	0.992447265
2	0.136296380	0.950852076
3	0.384884446	0.814555696
4	0.429671250	0.429671250

From R_d in Table 5, thus, we have $R_1 = 0.992447265$, $R_2 = 0.950852076$, $R_3 = 0.814555696$, and $R_4 =$

0.429671250. Note that if any other algorithm is utilized to solve this problem, r_2 , r_3 , and r_4 will be repeatedly counted two, three, and four times, respectively.

V. NUMERICAL EXPERIMENTS

A complete experiment was conducted on 12 benchmark problems, as shown in Fig. 6 to reveal the performance of the proposed algorithm in determining the all-level reliability simultaneously, that is, calculate $R_1, R_2, \dots, R_{d_{\text{MAX}}}$ at the same time.

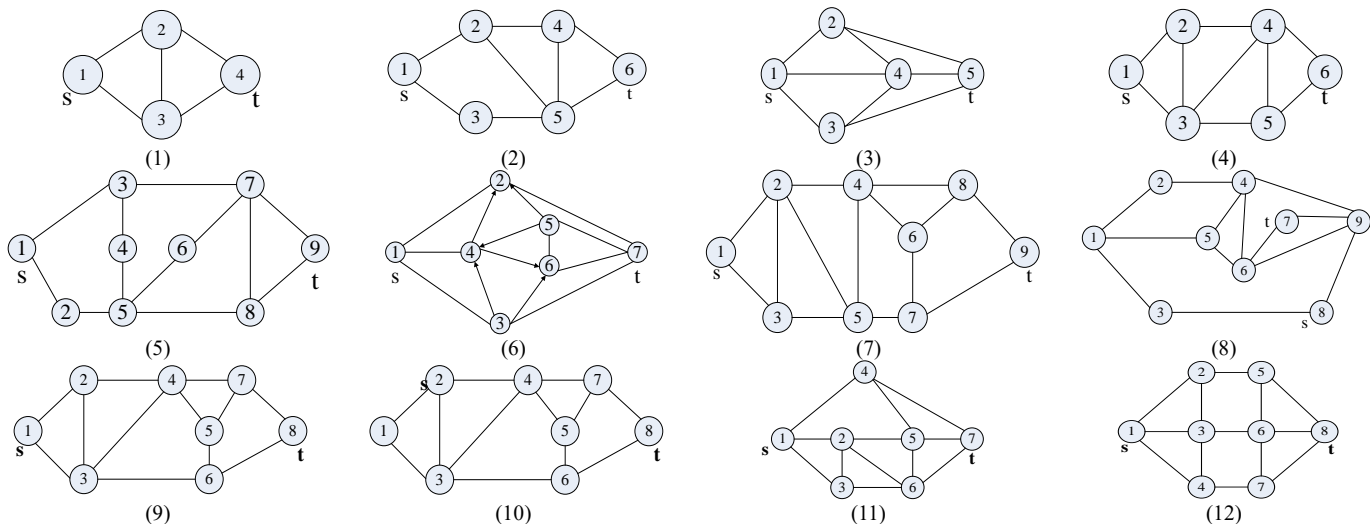


Figure 6. 12 binary-state benchmark networks.

A. Computational Environment

These 12 popular benchmark networks were originally binary-state networks [42]. We redesigned their state distributions to change them to MFNs such that each edge is undirected and multistate. Moreover, without loss generality, each edge is labeled such that the label of edges $e_{i,j}$ for all $i < j$ is less than that of $e_{k,j}$ and $e_{i,l}$ for all $k > (i+1)$, $k < j$, and $j < l$. For example, in Fig. 1, $e_{1,2} = a_1$, $e_{1,3} = a_2$, $e_{2,3} = a_3$, $e_{2,4} = a_4$, and $e_{3,4} = a_5$. Further, $e_{i,j} = e_{j,i}$, for all the edges.

In addition, to ensure a good, time-efficient demonstration with guaranteed results, \mathbf{D}_{max} is set to 4, the occurrence probability of each state for each vertex is $1/(4+1) = 0.2$, and the runtime limit is 60 min, that is, any algorithm is forced to stop if it cannot solve the related benchmark network within 60 min.

Note that there is no existing direct algorithm that can be used to find $R_1, R_2, \dots, R_{d_{\text{MAX}}}$ simultaneously.

The proposed all-level direct BAT-based algorithm was programmed in DEV C++ 5.11, executed on 64-bit Windows 10 under Intel Core i7-6650U CPU @ 2.20 2.21 GHz notebook with 16 GB RAM.

The experimental results obtained from the proposed algorithm are listed in Table 7. In Table 7, the notations ID, N, N_{FC} , T, and r_d are the benchmark ID, total number of vectors generated from the proposed BAT without using X_{FC} , the total number of vectors obtained after using the proposed concept X_{FC} , the runtime, and the related reliability, respectively.

Note that r_d is the probability that the exact d units of flow can be sent from nodes 1 to n , and

$$R_d = r_d + r_{(d+1)} + \dots + r_{d_{\text{MAX}}} \text{ for all } d \text{ [18].}$$

TABLE 7. EXAMPLE THE EXPERIMENTAL RESULTS.

ID	n	m	d_{MAX}	X_{FC}	T	N	N_{FC}	r_1	r_2	r_3	r_4
1	4	5	8	(1,0,0,1,0)	0.001	3125	2999	0.1248	0.1664	0.18496	0.192
2	6	8	4	(1,0,1,0,0,0,1,0)	0.063	390625	374974	0.52867328	0.236736	0.07538944	0.02212608
3	5	8	8	(1,0,0,0,1,0,0,0)	0.083	390625	389999	0.10555904	0.15064832	0.17143552	0.18415104
4	6	9	4	(1,0,0,1,0,0,0,1,0)	0.374	1953125	1874874	0.630804992	0.21083392	0.04730624	0.008549888
5	9	12	4	(0,1,0,0,1,0,0,0,0,0,1,0)	70.196	244140625	234374370	0.677284082	0.146338673	0.021856219	0.002871136
6	7	14	8	(1,0,0,0,0,1,0,0,0,0,0,0,0,0)	1859.655	6103515625	1808545203	0.180310919	0.184298757	0.17555186	0.173475457
7	9	14	4	(1,0,0,0,1,0,0,0,0,1,0,0,1,0)	1023.388	6103515625	1562453953	0.722877907	0.13600989	0.016781315	0.00210555
8	9	13	4	(1,0,1,1,0,1,0,1,0,0,0,1,0)	226.574	1220703125	1171793599	0.489854926	0.137824511	0.084525353	0.080937423
9	8	12	4	(0,1,0,0,0,1,0,0,0,0,1,0)	38.862	244140625	234371870	0.685703176	0.164227637	0.027893613	0.005745328
10	8	14	4	(0,1,0,0,0,1,0,0,0,1,0,0,1,0)	1050.259	6103515625	1562451449	0.736874789	0.131009741	0.013628981	0.000885007
11	7	12	8	(1,0,0,0,1,0,0,0,0,0,0,0)	43.278	244140625	244139999	0.222325867	0.198123061	0.17530241	0.167785824
12	8	13	4	(1,0,0,0,1,0,0,0,0,1,0,0,0)	209.367	1220703125	1218749374	0.595187932	0.234730638	0.085938455	0.036154474

B. Reliability

TABLE 8. EXAMPLE EXPLAINS HOW THE DIFFERENCES NETWORK STRUCTURES AFFECT NETWORK RELIABILITY.

n	Parallel	Series
1	0.9	0.9
2	0.99	0.81
3	0.999	0.729
4	0.9999	0.6561
5	0.99999	0.59049
6	0.999999	0.531441

From Table 7, we can derive that $0 < R_i < R_j$ if $i > j$. The reason is that $R_j - R_i = r_j + r_{(j+1)} + \dots + r_{(i+1)}$.

Also, more edges do not guarantee larger reliability. For example, assume that each edge has a reliability of

0.9. Then, we considering Table 8 where $n = 1, 2, \dots, 6$, and the second and third columns are the related reliabilities that n edges are connected in parallel and series, respectively.

Hence, the network structure, not the number of edges, determines the network reliability, and such observations are helpful in designing reliable network structures.

If we take a close look, we can find that the ratio n/m increases the reliability because the related network tends to be a complete graph, that is, less sparsity is more reliable.

C. Runtime

From Table 7, because the MFN reliability is NP-hard and # P-hard, we can observe that the more edges the more running time, which increases exponentially with the number of edges. Trivially, the runtime started to increase from $m = 14$.

From the running time T presented in Table 7, the proposed all-level direct BAT almost can obtain $R_1, R_2, \dots, R_{d_{\text{MAX}}}$ simultaneously within 30 min, except Fig. (6). Because there are at most $5^{14} = 6,103,515,625$ vectors in Fig. (6) obtained from the proposed BAT for $m = 14$, the number of vectors would be too large for any other exact-solution algorithms in the slim possibility that there is one.

The proposed algorithm can also handle 2,198,145.961 vectors (generated from the proposed BAT) per second on average. Hence, from the runtime and the number of benchmark networks, it can be ascertained that the proposed BAT can have all-level reliability.

The primary reason for this is that the proposed direct algorithm can solve the problems directly without requiring the use of IET or SDP, both of which are NP-hard. In contrast, the traditional algorithms for d -MP for all d can include $P_1, P_2, \dots, P_{d_{\text{MAX}}}$ in the row, which necessitate an implementation of the the IET or SDP to obtain $R_1, R_2, \dots, R_{d_{\text{MAX}}}$ sequentially. Moreover, as mentioned in Section IV, all other algorithms take k time to calculate r_k for $R_1, R_2, \dots, R_{d_{\text{MAX}}}$ for $k=1, 2, \dots, d_{\text{MAX}}$.

VI. CONCLUSIONS

Networks are indispensable to daily life. The reliability of level d , that is, R_d , is the probability that the network can send at least d units of flow from the source to the sink node. Hence, reliability plays an important role in evaluating, managing, and designing the performance of all types of network applications. This paper presents a novel all-level reliability problem to calculate $R_1, R_2, \dots, R_{d_{MAX}}$ simultaneously to help the decision maker determine the best value possible for d .

To solve this novel problem, a new all-level direct multistate BAT algorithm was proposed. Based on this, the maximum-flow algorithm, and first connected vector, the proposed algorithm can solve the proposed problem with time complexity $O(\varpi n \log n)$, where $\varpi \ll m^{d_{MAX}+1}$ is the number of possible vectors obtained from the proposed algorithm and $O(n \log n)$ is the time complexity of the maximum-flow algorithm.

From the numerical experiment conducted on 12 benchmark networks, the proposed all-level direct multistate BAT can calculate the all-level reliability simultaneously within 10 h. In addition, these outcomes also confirm that the proposed algorithm spent only 30 min to deal with one vector generated from the BAT, that is, the proposed algorithm has the potential to solve larger-size problems if the number of disconnected vectors can be reduced and feasible vectors can be verified.

In future work, the proposed all-level direct multistate BAT will be further improved and extended from MFN to multi-commodity MFN (MMFN) and multi-distribution MMFN, with directed edges and special conditions such as budget, speed, time, heterogeneous edges, and unreliable vertices.

REFERENCES

- [1] W. C. Yeh, and J. S. Lin, "New parallel swarm algorithm for smart sensor systems redundancy allocation problems in the Internet of Things," *The Journal of Supercomputing*, vol. 74, no. 9, pp. 4358–4384, 2018.
- [2] J. Wang, W. C. Yeh, N. N. Xiong, J. Wang, X. He, and C. L. Huang, "Building an improved Internet of things smart sensor network based on a three-phase methodology," *IEEE Access*, vol. 7, pp. 141728–141737, 2019.
- [3] W. C. Yeh, and S. C. Wei, "Economic-based resource allocation for reliable Grid-computing service based on Grid Bank," *Future Generation Computer Systems*, vol. 28, no. 7, pp. 989–1002, 2012.
- [4] C. Lin, L. Cui, D. W. Coit, and M. Lv, "Performance analysis for a wireless sensor network of star topology with random vertices deployment," *Wireless Personal Communications*, vol. 97, no. 3, pp. 3993–4013, 2017.
- [5] D. Kakadia, and J. E. Ramirez-Marquez, "Quantitative approaches for optimization of user experience based on network resilience for wireless service provider networks," *Reliability Engineering & System Safety*, vol. 193, 2020, art. no. 106606.
- [6] C. Lin, L. Cui, D. W. Coit, and M. Lv, "Performance Analysis for a Wireless Sensor Network of Star Topology with Random Nodes Deployment," *Wireless Personal Communications*, Vol. 97, No. 3, 2017, pp. 3993-4013.
- [7] X. Shan, F. A. Felder, D. W. Coit, "Game-theoretic models for electric distribution resiliency/reliability from a multiple stakeholder perspective," *IISE Transactions*, Vol. 49, No. 2, 2017, pp. 159-177.
- [8] B. Bhavathrathan, and G. R. Patil, "Analysis of worst case stochastic link capacity degradation to aid assessment of transportation network reliability," *Procedia-Social and Behavioral Sciences*, vol. 104, pp. 507–515, 2013.
- [9] T. Aven, "Availability evaluation of oil/gas production and transportation systems," *Reliability engineering*, vol. 18, no. 1, pp. 35–44, 1987.
- [10] J. E. Ramirez-Marquez, "Assessment of the transition-rates importance of Markovian systems at steady state using the unscented transformation," *Reliability Engineering & System Safety*, vol. 142, pp. 212–220, 2015.
- [11] Y. Wang, L. Xing, H. Wang, and D. W. Coit, "System reliability modeling considering correlated probabilistic competing failures," *IEEE Transactions on Reliability*, vol. 67, no. 2, pp. 416–431, 2017.
- [12] Z. Hao, W. C. Yeh, and S. Y. Tan, "One-batch Preempt Deterioration-effect Multi-state Multi-rework Network Reliability Problem and Algorithms," *Reliability Engineering & System Safety*, vol. 215, 107883, doi.org/10.1016/j.res.2021.107883, 2020.
- [13] W. C. Yeh, "A squeezed artificial neural network for the symbolic network reliability functions of binary-

- state networks," *IEEE transactions on neural networks and learning systems*, vol. 28, no. 11, pp. 2822–2825, 2016.
- [14] W. C. Yeh, "A Novel Generalized Artificial Neural Network for Mining Two-Class Datasets," arXiv preprint arXiv:1910.10461, 2019.
- [15] T. Aven, "Some considerations on reliability theory and its applications," *Reliability Engineering & System Safety*, vol. 21, no. 3, pp. 215–223, 1988.
- [16] Y. Z. Su, and W. C. Yeh, "Binary-Addition Tree Algorithm-Based Resilience Assessment for Binary-State Network Problems," *Electronics*, vol. 9, no. 8, July 2020, art. no. 1207.
- [17] D. W. Coit, and E. Zio, "The evolution of system reliability optimization," *Reliability Engineering & System Safety*, vol. 192, 2018, art. no. 106259.
- [18] G. Levitin, "The universal generating function in reliability analysis and optimization," Springer, 2005.
- [19] C. J. Colbourn, "The combinatorics of network reliability," Oxford University Press, Inc., 1987.
- [20] D. R. Shier, "Network reliability and algebraic structures," Clarendon Press, 1991.
- [21] W. C. Yeh, "Search for MC in modified networks," *Computers & Operations Research*, vol. 28, no. 2, pp. 177-184, 2001.
- [22] W. C. Yeh, "A new algorithm for generating minimal cut sets in k-out-of-n networks," *Reliability Engineering & System Safety*, vol. 91, no. 1, pp. 36-43, 2006.
- [23] W. C. Yeh, "A simple algorithm to search for all MCs in networks," *European Journal of Operational Research*, vol. 174, no. 3, pp. 1694-1705, 2006.
- [24] S. H. Ahmad, "Simple enumeration of minimal cutsets of acyclic directed graph," *IEEE Transactions on Reliability*, vol. 37, no. 5, pp. 484-487, 1988.
- [25] W. C. Yeh, "A new approach to the d -MC problem," *Reliability Engineering & System Safety*, vol. 77, no. 2, pp. 201-206, 2002.
- [26] Y. F. Niu, X. Z. Xu, "A new solution algorithm for the multi-state minimal cut problem," *IEEE Transactions on Reliability*, 2019, DOI:10.1109/TR.2019.2935630.
- [27] D. W. Coit, N. Chatwattanasiri, N. Wattanapongsakorn, and A. Konak, "Dynamic k-out-of-n system reliability with component partnership," *Reliability Engineering & System Safety*, Vol. 138, 2015, pp. 82-92.
- [28] W. C. Yeh, "A simple algorithm for evaluating the k-out-of-n network reliability," *Reliability Engineering & System Safety*, vol. 83, no.1, pp. 93-101, 2004.
- [29] W. C. Yeh, "Multistate-node acyclic network reliability evaluation," *Reliability Engineering & System Safety*, vol. 78, no. 2, pp. 123-129, 2002.
- [30] W. C. Yeh, "New method in searching for all minimal paths for the directed acyclic network reliability

- problem,” *IEEE Transactions on Reliability*, vol. 65, no. 3, pp. 1263-1270, 2016.
- [31] S. Song, D.W. Coit, Q.F., and H.P. G.B. Jasmon, “Reliability analysis for multi-component systems subject to multiple dependent competing failure processes,” *IEEE Transactions on Reliability*, Vol. 63, No. 1, 2014, pp. 331-345.
- [32] Y. F. Niu, Z. Y. Gao, H. J. Sun, “An improved algorithm for solving all d -minimal paths in multi-state networks,” *Journal of System Science and System Engineering*, Vol. 26, No. 6, 2017, pp 711–731.
- [33] M. J. Zuo, Z. Tian, and H. Z. Huang, “An efficient method for reliability evaluation of multistate networks given all minimal path vectors,” *IIE Transactions*, vol. 39, no. 8, pp. 811-817, 2007.
- [34] G. Bai, M. J. Zuo, and Z. Tian, "Search for all d -MPs for all d levels in multistate two-terminal networks." *Reliability Engineering & System Safety*, vol. 142, pp. 300-309, 2015.
- [35] S.G. Chen and Y.K. Lin, “An Improved Merge Search Approach to Evaluate Reliability in Multistate Network Systems,” *IEEE Transactions on Reliability*, to be published, 2021.
- [36] Y. F. Niu, and F. M. Shao, "A practical bounding algorithm for computing two-terminal reliability based on decomposition technique," *Computers & Mathematics with Applications*, vol. 61, no. 8, pp. 2241–2246, 2011.
- [37] J. E. Ramirez-Marquez and D.W. Coit, “A Monte-Carlo simulation approach for approximating multi-state two-terminal reliability,” *Reliability Engineering & System Safety*, Vol. 87, No. 2, 2005, pp. 253-264.
- [38] J. E. Ramirez-Marquez, “Stochastic network interdiction optimization via capacitated network reliability modeling and probabilistic solution discovery,” *Reliability Engineering & System Safety*, Vol. 94, No. 5, 2009, pp. 913-921.
- [39] Z. Hao, W. C. Yeh, J. Wang, G. G. Wang, and B. Sun, "A Quick Inclusion-Exclusion Technique," *Information Sciences*, vol. 486, pp. 20-30, 2019.
- [40] W. C. Yeh, “An Improved Sum-of-Disjoint-Products Technique for Symbolic Multi-State Flow Network Reliability”, *IEEE Transactions on Reliability*, vol. 64, no. 4, pp.1185-1193, 2015.
- [41] R. E. Bryant, “Graph-based algorithms for boolean function manipulation,” *Computers, IEEE Transactions on*, vol. 100, no. 8, pp. 677-691, 1986.
- [42] W. C. Yeh, "Novel binary-addition tree algorithm (BAT) for binary-state network reliability problem," *Reliability Engineering and System Safety*, vol. 208, art. no. 107448, 2021.
- [43] C. Y. Lee, “Representation of switching circuits by binary-decision programs,” *The Bell System Technical Journal*, vol. 38, no. 4, pp. 985-999, 1959.
- [44] W. C. Yeh, Z. Hao, M. Forghani-Elahabad, G. G. Wang, Y. L. Lin, "Novel Binary-Addition Tree Algorithm for Reliability Evaluation of Acyclic Multistate Information Networks," *Reliability Engineering and System Safety*, vol. 210, art. no. 107427, 2021.

- [45] W. C. Yeh, "A Quick BAT for Evaluating the Reliability of Binary-State Networks," *Reliability Engineering and System Safety*, to be appeared, 2021; arXiv preprint arXiv:2011.14832, 2020.
- [46] W. C. Yeh, E. Lin, and C. L. Huang, "Predicting Spread Probability of Learning-Effect Computer Virus," *Complexity* 2021 (6672630), <https://doi.org/10.1155/2021/6672>.
- [47] W. C. Yeh and C. C. Kuo, "Predicting and Modeling Wildfire Propagation Areas with BAT and Maximum-State PageRank," *Applied Sciences*, vol. 10, no. 23, Nov. 2020, art. no. 8349.
- [48] W. C. Yeh, "A revised layered-network algorithm to search for all d -minpaths of a limited-flow acyclic network," *IEEE Transactions on Reliability*, vol. 47, no. 4, pp. 436-442, 1998.
- [49] W. C. Yeh, "Fast Algorithm for Searching d -MPs for all Possible d ", *IEEE Transactions on Reliability*, vol. 67, no. 1, pp. 308 – 315, 2018.
- [50] W. C. Yeh, "Novel Algorithm for Computing All-Pairs Homogeneity-Arc Binary-State Undirected Network Reliability", arXiv:2105.01500, 2021.
- [51] C. Papadimitriou, and M. Sideri, "On the Floyd–Warshall algorithm for logic programs," *The Journal of Logic Programming*, vol. 41, no. 1, pp. 129–137, October 1999.