

A Tale Of Two Long Tails

Daniel D'souza^{1,2} Zach Nussbaum¹ Chirag Agarwal³ Sara Hooker⁴

Abstract

As machine learning models are increasingly employed to assist human decision-makers, it becomes critical to communicate the uncertainty associated with these model predictions. However, the majority of work on uncertainty has focused on traditional probabilistic or ranking approaches – where the model assigns low probabilities or scores to uncertain examples. While this captures what examples are challenging for the model, it does *not* capture the underlying source of the uncertainty. In this work, we seek to identify examples the model is uncertain about *and* characterize the source of said uncertainty. We explore the benefits of designing a targeted intervention – targeted data augmentation of the examples where the model is uncertain over the course of training. We investigate whether the rate of learning in the presence of additional information differs between atypical and noisy examples? Our results show that this is indeed the case, suggesting that well-designed interventions over the course of training can be an effective way to characterize and distinguish between different sources of uncertainty.

1. Introduction

As machine learning models are increasingly implemented in real-world applications, it becomes critical to understand where model predictions are uncertain and ensure that model behavior is safe and trustworthy. Traditional approaches to uncertainty estimation use a probabilistic approach – where examples a model is uncertain about are assigned low probabilities or scores (Agarwal and Hooker, 2020; Baldock et al., 2021; Denker and LeCun, 1990; Hendrycks and Gimpel, 2016; Erfani et al., 2016; Ruff et al., 2018; Parzen, 1962; Rosenblatt, 1956; Hawkins, 1974; Vandeginste, 1988).

^{*}Equal contribution ¹ML Collective ²ProQuest LLC ³Harvard University ⁴Google Research, Brain Team. Correspondence to: Daniel D'souza, Sara Hooker <ddsouza@umich.edu, shooker@google.com>.




Figure 1. Examples of different predictive uncertainties. **Left:** An instance of the `horse` class representing error reducible using more data examples. **Right:** A horse image mislabelled as a `donkey`, representing irreducible error as the model cannot learn this class distribution even with more examples because of the corrupted label.

While probabilities and other scores are an effective way to isolate a subset of examples that are high uncertainty, this estimate of uncertainty is fundamentally limited as it captures what predictions are challenging for the model but *not* the underlying source of the uncertainty.

Most vision and language datasets exhibit a long-tail distribution with an unequal frequency of attributes in training data (Zipf, 1999; Feldman, 2020). However, the nature of these low-frequency attributes differs considerably. Atypical examples are rare or unusual attributes – data points sampled from sparsely populated regions of the input space. Poor model performance on atypical examples reflects *epistemic* uncertainty, where there is insufficient evidence for the model to learn the respective distribution. Ideally, a model spends more time learning these atypical examples than redundant high frequency attributes which are learned early during the training and can subsequently be safely ignored (Agarwal and Hooker, 2020; Paul et al., 2021; Mangalam and Prabhu, 2019).

Unlike atypical examples, noisy examples are due to influences on the data-generating process, such as label corruption or input data perturbation, which impairs the learnability of the instance. These noisy examples are dominated by *aleatoric* uncertainty or *irreducible error* because the mapping between the input and output space is entirely

stochastic. Recent works have suggested that labeling noise is widespread in widely used datasets, and can constitute a large fraction of the training set (Hooker et al., 2020a; Northcutt et al., 2021; Beyer et al., 2020).

The need for a framework to estimate both the level *and* source of uncertainty is driven by the very different downstream remedies for different sources of uncertainty. For sources of high *epistemic* uncertainty, such as low-frequency atypical attributes or challenging fine-grained samples, a practitioner can improve model performance by either collecting more data that are similar or re-weighting examples to improve model learning of this instance (or other active learning techniques) (Budd et al., 2021; Zhang et al., 2019; Liu et al., 2020; Rosenberg et al., 2005; Shen et al., 2018). In contrast, for causes of *aleatoric* uncertainty, such as noisy examples, solutions like down-weighting or elimination through data cleaning are advocated (Zhang et al., 2020; Li et al., 2019; Thulasidasan et al., 2019b; Liu and Guo, 2020; Schroder and Niekler, 2020; Pleiss et al., 2020).

Despite the importance of identifying the sources of predictive uncertainty, it has been relatively under-treated in machine learning literature. Probabilistic frameworks will accord high uncertainty to both atypical and noisy examples, failing to distinguish between the two. Moreover, optimization techniques that aim to modify training to prioritize instances with high uncertainty – such as loss-based prioritization (Loshchilov and Hutter, 2016; Kawaguchi and Lu, 2020) and importance sampling methods (Katharopoulos and Fleuret, 2019) – fail to distinguish between the different sources of uncertainty that dominate challenging examples. In large-scale training settings, models are often trained on datasets with unknown quality and degrees of input or label corruption (Hooker et al., 2020a; Beyer et al., 2020; Tsipras et al., 2020; Dehghani et al., 2021). Recent work empirically demonstrates that loss-based acceleration methods degrade in scenarios with even a limited amount of noisy and corrupted instances in the dataset (Hu et al., 2021; Paul et al., 2021). While sub-fields have evolved separately around the treatment of low-frequency (Hooker et al., 2020b; Buolamwini and Gebru, 2018; Hashimoto et al., 2018; Słowik and Bottou, 2021) and noisy distributions (Wu et al., 2020; Yi and Wu, 2019; Thulasidasan et al., 2019a), only limited work to date has focused on the sources of uncertainty within a unified framework (Kendall and Gal, 2017; Depeweg et al., 2018).

Present Work. In this work, we seek to identify examples the model is uncertain about *and* characterize the source of said uncertainty. We leverage the key difference between *Epistemic* and *Aleatoric* uncertainty – one error is reducible in the presence of additional data, and the other is not. We propose targeted data augmentation throughout training to amplify the difference in learning rate between atypical and

noisy examples. Our results show well-designed interventions throughout training can be an effective way to cluster and distinguish between different sources of uncertainty.

2. Methodology

2.1. Sources of Uncertainty

We consider a supervised learning setting where we denote the training dataset \mathcal{D} as:

$$\mathcal{D} \stackrel{\text{def}}{=} \{(x_1, y_1), \dots, (x_N, y_N)\} \subset \mathcal{X} \times \mathcal{Y}, \quad (1)$$

where \mathcal{X} represents the data space and \mathcal{Y} the set of outcomes associated with the respective instances. We consider a neural network as a function $f_w : \mathcal{X} \mapsto \mathcal{Y}$ with trainable weights w . Given the training dataset, f_w optimizes a set of weights w^* by minimizing an objective function L ,

$$w^* = \arg \min_w L(w) \quad (2)$$

Here, we aim to quantify the uncertainty associated with a model prediction and to subsequently identify the source of the uncertainty by classifying examples contributing disproportionately to *aleatoric* or *epistemic* uncertainty. Thus, we firstly would like to obtain a good measure of *predictive uncertainty* related to the prediction \hat{y}_i for an input instance $\mathbf{x}_i \in \mathcal{X}$.

An accurate estimate of predictive uncertainty $s(f_w, \mathbf{x}_i)$ for an instance $\mathbf{x}_i \in \mathcal{X}$ will reflect the accumulation of uncertainty in the data curation process, the set of modeling choices, and the training protocol itself. Thus, the possible outcome \hat{y}_i depends upon the dataset \mathcal{D} and the underlying model f_w . Intuitively, $s(f_w, \mathbf{x}_i)$ is a composition of both aleatoric ($s_a(f_w, \mathbf{x}_i)$) and epistemic knowledge ($s_e(f_w, \mathbf{x}_i)$).

In this work, we leverage Maximum Softmax Probability (MSP) (Hendrycks and Gimpel, 2016) as our estimate of overall example uncertainty. MSP is considered state-of-the-art at classifying datapoints as being out-of-distribution (Hendrycks and Gimpel, 2016; Hendrycks et al., 2020) and recent work has found it to be a valuable proxy for model uncertainty (Minderer et al., 2021) despite the simplicity in formulation. While MSP is typically computed as the predicted softmax probability at test time (Hendrycks and Gimpel, 2016), our focus is on training dynamics so we use the softmax probability for the true label

2.2. Distinguishing Between Aleatoric and Epistemic Uncertainty

One way to characterize uncertainty as aleatoric or epistemic is to ask whether it can be reduced through additional training data. In this work, we apply transformations \mathcal{T} to

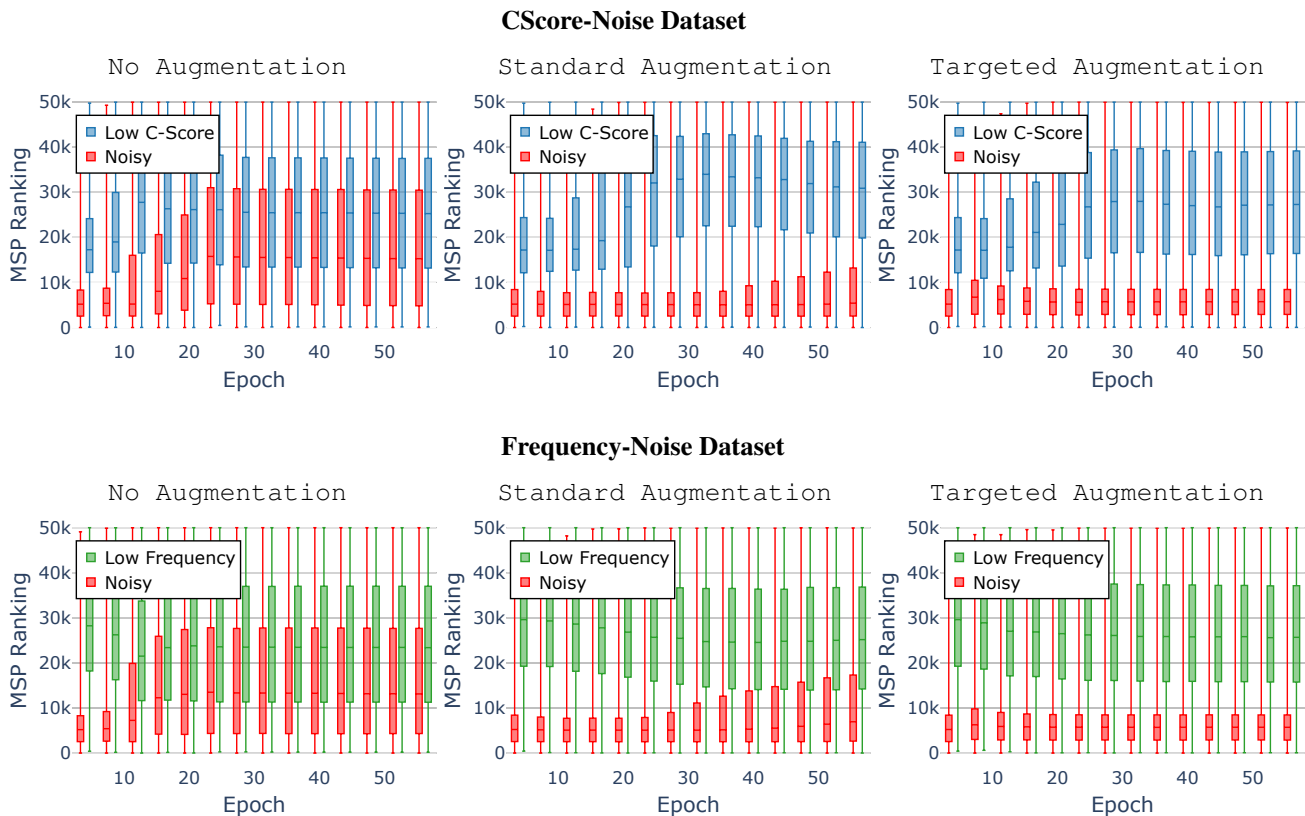


Figure 2. MSP ranking for atypical and noisy subsets in LongTail Cifar-10 dataset across training for different augmentation variants

the training set \mathcal{D} , resulting in a new set \mathcal{D}_A . The stochasticity of the transformation parameters is responsible for generating new samples, *i.e.*, *data augmentation*.

We evaluate the impact of providing additional information for all training examples $\forall x_i \in \mathcal{X}$ relative to not providing additional information. This amounts to comparing data augmentation uniformly applied to all examples to no data augmentation. In addition, we also explore the benefits of designing a targeted intervention – augmentation selectively applied to samples which are estimated to be high uncertainty. For the first 3 epochs, targeted augments 100% *i.e.* all of the samples. From the 4th epoch, we utilize the MSP score to rank and selectively augment the bottom 20% MSP percentile at every epoch for the rest of training.

Given our hypothesis that additional information will help distinguish between reducible and irreducible error, we expect differences in the distributions of atypical and noisy to be amplified for the two augmentation schemes (standard augmentation and targeted augmentation) *relative* to no augmentation. Given our assumption is that additional information is most valuable where the model is uncertain, we also seek to understand if targeted augmentation can have comparable impact to standard augmentation despite being applied to a fraction of the total dataset.

2.3. Experimental Framework

To understand how atypical and noisy examples are learned, we construct atypical and noisy subsets of the training set where ground truth is known for these examples. We briefly describe the subset construction below:

Atypical sub-sets. We construct two different atypical sub-sets based upon two different notions of typicality: 1) *Frequency* and 2) *Consistency*.

1. **Frequency.** We artificially create a known frequency disparity between examples. We sample a uniform fraction p at random from each class in the training set (hence preserving class balance). Of the remaining dataset, we sample a fraction t and create two copies of each example, where t is selected such that the overall dataset size is the same as the original unmodified dataset.
2. **Memorized examples.** We utilize the C-Score (Jiang et al., 2020) – a pseudo-measure of how *typical* an example is *wrt* other samples in the dataset. Here, a low score indicates a highly atypical example that is inconsistent with the wider data corpus. We directly

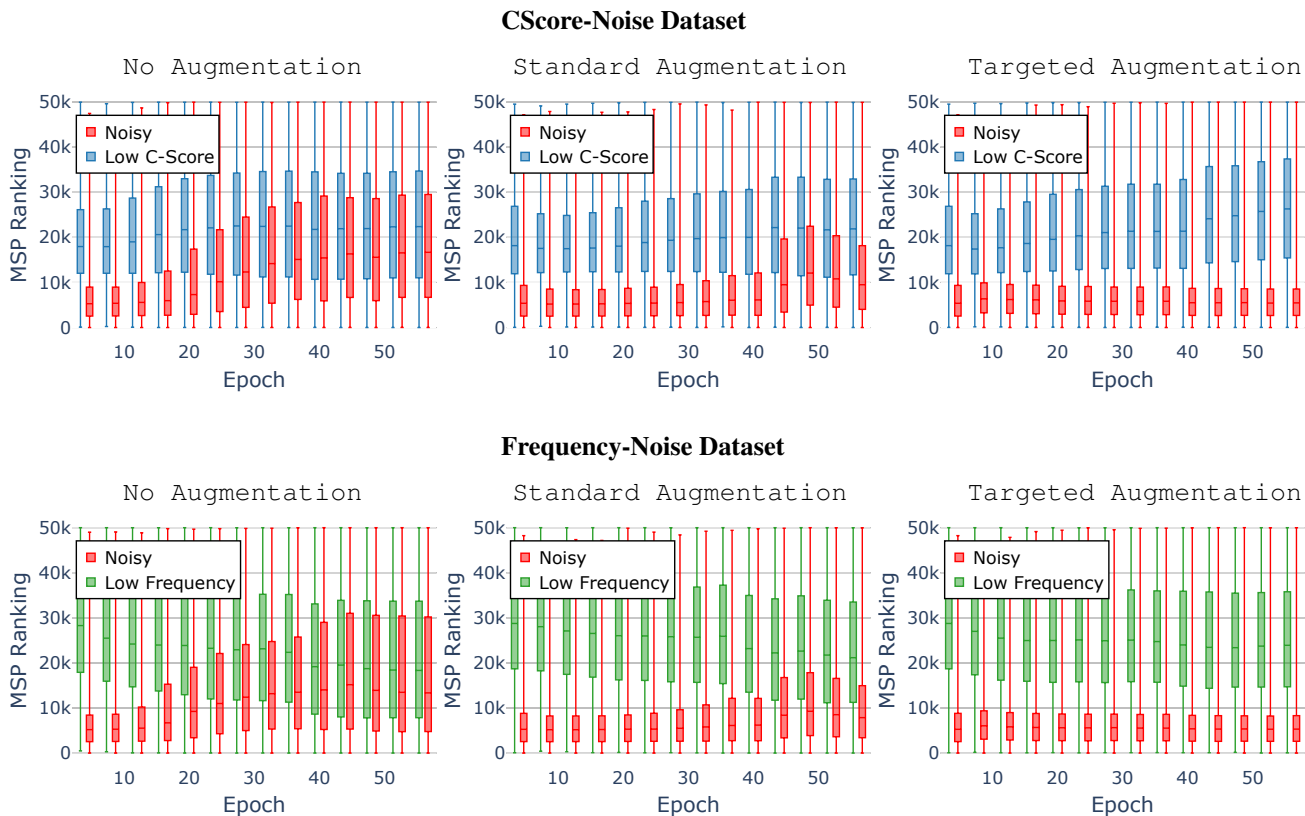


Figure 3. MSP ranking for atypical and noisy subsets in LongTail Cifar-100 dataset across training for different augmentation variants

use the pre-computed C-scores¹ as a continuous measure of (a)typicality.

Noisy. In addition to the two atypical subsets, we also craft a noisy ground truth. For modeling a noisy subset, we follow Zhang et al. (2016) and assign uniformly shuffled labels to a percentage of the training data. More specifically, this decision models noisy data as mislabelled instances.

Dataset Construction. We construct two different datasets² Frequency-Noise Dataset and CScore-Noise Dataset based upon the subsets described above for Cifar-10 and Cifar-100 (Krizhevsky et al., 2009). These datasets differ by the choice of the atypical subset. For both variants, we maintain a ratio of 20% noisy, 20% atypical, and 60% typical examples and ensure that it is the same size as the original dataset.

- 1. Frequency-Noise Dataset** We uniformly sample 20% training set as the low-frequency atypical subset. We subsequently shuffle the labels of a 20% random selec-

tion from the remaining examples. Finally, we sample 30% from the remaining dataset, create two copies and add that as typical candidates. We note that although the dataset size remains the same as the baseline, this variant does not use 30% of the original dataset.

- 2. CScore-Noise Dataset** For the CScore-Noise dataset, we consider the bottom 20% C-Score ranked images as atypical. Similar to the Frequency-Noise dataset, we then sample another random 20% from the remaining examples, uniformly shuffle the labels and add these as noisy candidates. The remaining 60% of the dataset is considered as typical.

We note that CScore-Noise preserves all original datapoints in the Cifar-10/Cifar-100 training set, whereas Frequency-Noise downsamples the number of original examples in order to maintain the same training set size. While Frequency-Noise and CScore-Noise differ in the construction of the atypical subset, both have the same fraction of noisy examples.

Training details. We conduct experiments on both Cifar-10 and Cifar-100. For all our Cifar experiments, we use a WideResNet (Zagoruyko and Komodakis, 2016) archi-

¹Available from <https://pluskid.github.io/structural-regularity/>

²Code/Datasets available at : https://github.com/dsouzadaniel/long_tail

Table 1. Testing accuracy given different augmentation variants of LongTail Cifar datasets.

DATASET	VARIANT	TEST ACCURACY	
		CIFAR-10	CIFAR-100
FREQUENCY	NO AUG.	60.7%	36.7%
	STANDARD AUG.	67.7%	54.3%
	TARGETED AUG.	83.1%	48.8%
C-SCORE	NO AUG.	72.1%	42.7%
	STANDARD AUG.	77.0%	60.4%
	TARGETED AUG.	85.4%	56.4%

ecture. We train for 60 epochs using stochastic gradient descent (SGD). For training variants where augmentation is present, we use standard data augmentation by applying random horizontal flips and crops with padding. We use a base learning rate schedule of 0.1 and adaptively dampen it by a factor of 0.2 at the 10th, 20th and 30th training epochs for Cifar-10 and at the 40th, 50th and 55th training epochs for Cifar-100. For our baseline variant on a clean dataset (no artificial stratification of noisy and atypical) we report a top-1 test-set accuracy of 93.11% and 77.46% for Cifar-10 and Cifar-100 respectively.

3. Results

In this section, we address a key question: *Can the presence of additional information amplify differences in the rate of learning of atypical and noisy examples?* We note that we observe consistent results across both datasets Frequency-Noise Dataset and CScore-Noise Dataset for both Cifar-10 and Cifar-100.

Characterizing differences between atypical and noisy subsets across training. In Fig. 2 and Fig. 3, we plot the distribution of ranks based on MSP scores for both noisy and atypical samples across training. We now describe the effect of different augmentation variants on separating the noisy and atypical subsets.

a) No Augmentation. In both Fig. 2 and Fig. 3, we observe a large overlap in the distribution of atypical and noisy examples in a training setting without augmentation. This overlap becomes progressively more pronounced over the course of training – as both atypical and noisy examples are accorded the same range of low probabilities. By the end of training – it is not possible to distinguish different sources of uncertainty using a probabilistic ranking.

b) Standard Augmentation. We observe far better separation between the noisy and atypical distributions using standard augmentation during training (Fig. 2 and Fig. 3). The addition of information, even if done uniformly, provides the model with additional examples of the atypical

instances. Atypical MSP ranks rise more markedly, while noisy MSP ranks remain at the bottom of the MSP probability distribution. Of interest, is that towards the end of training noisy MSP scores begin to rise steadily causing a small degree of overlap in the distributions. We attribute this to the propensity for memorization of noisy examples in the latter stages of training.

c) Targeted Augmentation. In Fig. 2 and Fig. 3, it is clear that targeted augmentation provides a notable improvement over *both* no augmentation and standard augmentation. Targeted augmentation is the most effective intervention strategy that distinguishes between atypical and noisy example in both datasets. Unlike standard augmentation, targeted augmentation preserves separation of these distributions for the entirety of training. When addition of information is specifically targeted toward the uncertain examples, it provides additional opportunities to learn atypical examples whilst appearing to better prevent memorization of noisy examples.

4. Related Work

Our work explores leveraging early training signals and targeted interventions to distinguish between sources of uncertainty. This differs from work which is concerned with simply estimating the overall level of per-example uncertainty (ranking example difficulty or influence) or surfacing prototypical examples (where is uncertainty is low and there is minimal redundancy of features in the dataset).

Ranking example difficulty or influence. Koh and Liang (2017) proposes influence functions to identify training points most influential on a given prediction. Work by (Arpit et al., 2017) and (Li et al., 2020) develop methods that measure the degree of memorization required of individual examples. While Jiang et al. (2020) proposes a C-score to rank each example by alignment with the training instances, Carlini et al. (2019) considers several different measures to isolate prototypes that could conceivably be extended to rank the entire dataset. (Agarwal and Hooker, 2020) leverage variance of gradients across training to rank examples by learning difficulty. Further, Hooker et al. (2019) classify examples as outliers according to sensitivity to varying model capacity. These methods are unified by the goal of identifying examples that the model finds challenging, but unlike our work, do not distinguish between the sources of uncertainty.

Core-set selection techniques. These methods aim to find prototypical examples that represent a larger corpus of data. Previous work (Zhang, 1992; Bien and Tibshirani, 2012; Kim et al., 2015; Kim et al., 2016) introduces the notion of prototypes, quintessential examples in the dataset, but

do not focus on deep neural networks. Work has also explored using the identification of a core set of representative prototypes to speed up training (Sener and Savarese, 2018; Shim et al., 2021; Huggins et al., 2017) or for interpretability purposes (Yoon et al., 2019). Recent work has focused on using a hold-out validation set to isolate a subset of the training data to train that is most conducive for generalization (Killamsetty et al., 2021; Paul et al., 2021). Unlike our work, core-set selection techniques aim to reduce data redundancy by eliminating unnecessary data points. In contrast, our work focuses on distinguishing different sources of uncertainty in the long-tail of the distribution.

Early stages of training dynamics. In this work, we leverage early stage training dynamics to create targeted interventions. Recent work has shown that there are distinct stages to training in deep neural networks (Achille et al., 2017; Jiang et al., 2020; Mangalam and Prabhu, 2019; Faghri et al., 2020) and that stages of training can be used to identify challenging examples (Agarwal and Hooker, 2020).

5. Conclusion

We leverage targeted augmentation interventions to characterize examples as dominated by *aleatoric* and *epistemic* uncertainty. We empirically show how augmentation protocols (both targeted and standard) amplify the differences in distribution between noisy and atypical examples. We observe that the rate of learning in the presence of additional information can be used to distinguish between atypical and noisy examples. Targeted addition of information *outperforms* both no augmentation and standard augmentation at successfully clustering noisy and atypical examples.

Our results suggest that targeted interventions are a powerful tool to characterize and distinguish between different sources of uncertainty. This opens up future research directions in appropriately treating atypical and noisy subsets in a dataset during training. Common remedies for noisy examples include data cleaning, isolating a subset for re-labeling, whereas atypical examples may benefit from data augmentation, re-weighting or additional data collection. Our work motivates a more nuanced treatment of uncertainty estimation, and further development of estimators that ascribe both a level of uncertainty as well as characterization of the source of said uncertainty.

REFERENCES

Alessandro Achille, Matteo Rovere, and Stefano Soatto. Critical learning periods in deep neural networks. *ArXiv*, abs/1711.08856, 2017.

Chirag Agarwal and Sara Hooker. Estimating example

difficulty using variance of gradients, 2020.

Devansh Arpit, Stanisław Jastrzebski, Nicolas Ballas, David Krueger, Emmanuel Bengio, Maxinder S Kanwal, Tegan Maharaj, Asja Fischer, Aaron Courville, Yoshua Bengio, et al. A closer look at memorization in deep networks. In *International Conference on Machine Learning*, pages 233–242. PMLR, 2017.

R. Baldock, Hartmut Maennel, and Behnam Neyshabur. Deep learning through the lens of example difficulty. *ArXiv*, abs/2106.09647, 2021.

Lucas Beyer, Olivier J. Hénaff, Alexander Kolesnikov, Xi-aohua Zhai, and Aäron van den Oord. Are we done with ImageNet? *arXiv e-prints*, art. arXiv:2006.07159, June 2020.

Lucas Beyer, Olivier J. Hénaff, Alexander Kolesnikov, Xi-aohua Zhai, and Aäron van den Oord. Are we done with imagenet?, 2020.

Jacob Bien and Robert Tibshirani. Prototype selection for interpretable classification. *arXiv e-prints*, art. arXiv:1202.5933, February 2012.

Samuel Budd, Emma C. Robinson, and Bernhard Kainz. A survey on active learning and human-in-the-loop deep learning for medical image analysis. *Medical Image Analysis*, 71:102062, Jul 2021. ISSN 1361-8415. doi: 10.1016/j.media.2021.102062. URL <http://dx.doi.org/10.1016/j.media.2021.102062>.

Joy Buolamwini and Timnit Gebru. Gender shades: Intersectional accuracy disparities in commercial gender classification. In Sorelle A. Friedler and Christo Wilson, editors, *Proceedings of the 1st Conference on Fairness, Accountability and Transparency*, volume 81 of *Proceedings of Machine Learning Research*, pages 77–91, New York, NY, USA, 23–24 Feb 2018. PMLR. URL <http://proceedings.mlr.press/v81/buolamwini18a.html>.

Nicholas Carlini, Úlfar Erlingsson, and Nicolas Papernot. Distribution Density, Tails, and Outliers in Machine Learning: Metrics and Applications. *arXiv e-prints*, art. arXiv:1910.13427, October 2019.

Mostafa Dehghani, Yi Tay, Alexey A. Gritsenko, Zhe Zhao, Neil Houlsby, Fernando Diaz, Donald Metzler, and Oriol Vinyals. The benchmark lottery, 2021.

John S. Denker and Yann LeCun. Transforming neural-net output levels to probability distributions. In *Proceedings of the 3rd International Conference on Neural Information Processing Systems*, NIPS’90, page 853–859, San Francisco, CA, USA, 1990. Morgan Kaufmann Publishers Inc. ISBN 1558601848.

- Stefan Depeweg, Jose-Miguel Hernandez-Lobato, Finale Doshi-Velez, and Steffen Udluft. Decomposition of uncertainty in Bayesian deep learning for efficient and risk-sensitive learning. In Jennifer Dy and Andreas Krause, editors, *Proceedings of the 35th International Conference on Machine Learning*, volume 80 of *Proceedings of Machine Learning Research*, pages 1184–1193. PMLR, 10–15 Jul 2018. URL <http://proceedings.mlr.press/v80/depeweg18a.html>.
- Sarah M Erfani, Sutharshan Rajasegarar, Shanika Karunasekera, and Christopher Leckie. High-dimensional and large-scale anomaly detection using a linear one-class svm with deep learning. *Pattern Recognition*, 58:121–134, 2016.
- Fartash Faghri, David Duvenaud, David J. Fleet, and Jimmy Ba. A Study of Gradient Variance in Deep Learning. *arXiv e-prints*, art. arXiv:2007.04532, July 2020.
- Vitaly Feldman. Does learning require memorization? a short tale about a long tail. In *Proceedings of the 52nd Annual ACM SIGACT Symposium on Theory of Computing*, STOC 2020, page 954–959, New York, NY, USA, 2020. Association for Computing Machinery. ISBN 9781450369794. doi: 10.1145/3357713.3384290. URL <https://doi.org/10.1145/3357713.3384290>.
- Tatsunori Hashimoto, Megha Srivastava, Hongseok Namkoong, and Percy Liang. Fairness without demographics in repeated loss minimization. In Jennifer Dy and Andreas Krause, editors, *Proceedings of the 35th International Conference on Machine Learning*, volume 80 of *Proceedings of Machine Learning Research*, pages 1929–1938, Stockholmsmässan, Stockholm Sweden, 10–15 Jul 2018. PMLR.
- Douglas M Hawkins. The detection of errors in multivariate data using principal components. *Journal of the American Statistical Association*, 69(346):340–344, 1974.
- Dan Hendrycks and Kevin Gimpel. A Baseline for Detecting Misclassified and Out-of-Distribution Examples in Neural Networks. *arXiv e-prints*, art. arXiv:1610.02136, Oct 2016.
- Dan Hendrycks and Kevin Gimpel. A baseline for detecting misclassified and out-of-distribution examples in neural networks. *CoRR*, abs/1610.02136, 2016. URL <http://arxiv.org/abs/1610.02136>.
- Dan Hendrycks, Xiaoyuan Liu, Eric Wallace, Adam Dziedzic, Rishabh Krishnan, and Dawn Song. Pretrained Transformers Improve Out-of-Distribution Robustness. *arXiv e-prints*, art. arXiv:2004.06100, April 2020.
- Sara Hooker, Aaron Courville, Gregory Clark, Yann Dauphin, and Andrea Frome. What Do Compressed Deep Neural Networks Forget? *arXiv e-prints*, art. arXiv:1911.05248, November 2019.
- Sara Hooker, Aaron Courville, Gregory Clark, Yann Dauphin, and Andrea Frome. What do compressed deep neural networks forget?, 2020a.
- Sara Hooker, Nyalleng Moorosi, Gregory Clark, Samy Bengio, and Emily Denton. Characterising bias in compressed models, 2020b.
- Niel Teng Hu, Xinyu Hu, Rosanne Liu, Sara Hooker, and Jason Yosinski. When does loss-based prioritization fail?, 2021.
- Jonathan H. Huggins, Trevor Campbell, and Tamara Broderick. Coresets for scalable bayesian logistic regression, 2017.
- Ziheng Jiang, Chiyuan Zhang, Kunal Talwar, and Michael C. Mozer. Characterizing Structural Regularities of Labeled Data in Overparameterized Models. *arXiv e-prints*, art. arXiv:2002.03206, February 2020.
- Ziheng Jiang, Chiyuan Zhang, Kunal Talwar, and Michael C Mozer. Exploring the memorization-generalization continuum in deep learning. *arXiv preprint arXiv:2002.03206*, 2020.
- Angelos Katharopoulos and François Fleuret. Not all samples are created equal: Deep learning with importance sampling, 2019.
- Kenji Kawaguchi and Haihao Lu. Ordered sgd: A new stochastic optimization framework for empirical risk minimization, 2020.
- Alex Kendall and Yarin Gal. What uncertainties do we need in bayesian deep learning for computer vision? In I. Guyon, U. V. Luxburg, S. Bengio, H. Wallach, R. Fergus, S. Vishwanathan, and R. Garnett, editors, *Advances in Neural Information Processing Systems*, volume 30. Curran Associates, Inc., 2017. URL <https://proceedings.neurips.cc/paper/2017/file/2650d6089a6d640c5e85b2b88265dc2b-Paper.pdf>.
- Krishnateja Killamsetty, Durga Sivasubramanian, Ganesh Ramakrishnan, and Rishabh Iyer. Glister: Generalization based data subset selection for efficient and robust learning, 2021.
- Been Kim, Cynthia Rudin, and Julie Shah. The Bayesian Case Model: A Generative Approach for Case-Based Reasoning and Prototype Classification. *arXiv e-prints*, art. arXiv:1503.01161, March 2015.

- Been Kim, Rajiv Khanna, and Oluwasanmi O Koyejo. Examples are not enough, learn to criticize! criticism for interpretability. In D. D. Lee, M. Sugiyama, U. V. Luxburg, I. Guyon, and R. Garnett, editors, *Advances in Neural Information Processing Systems 29*, pages 2280–2288. Curran Associates, Inc., 2016.
- Pang Wei Koh and Percy Liang. Understanding Black-box Predictions via Influence Functions. *arXiv e-prints*, art. arXiv:1703.04730, March 2017.
- Alex Krizhevsky, Geoffrey Hinton, et al. Learning multiple layers of features from tiny images. 2009.
- P. Langley. Crafting papers on machine learning. In Pat Langley, editor, *Proceedings of the 17th International Conference on Machine Learning (ICML 2000)*, pages 1207–1216, Stanford, CA, 2000. Morgan Kaufmann.
- Junnan Li, Yongkang Wong, Qi Zhao, and Mohan S. Kankanhalli. Learning to learn from noisy labeled data. In *2019 IEEE/CVF Conference on Computer Vision and Pattern Recognition (CVPR)*, pages 5046–5054, 2019. doi: 10.1109/CVPR.2019.00519.
- Mingchen Li, Mahdi Soltanolkotabi, and Samet Oymak. Gradient descent with early stopping is provably robust to label noise for overparameterized neural networks. In *International Conference on Artificial Intelligence and Statistics*, pages 4313–4324. PMLR, 2020.
- Jialun Liu, Yifan Sun, Chuchu Han, Zhaopeng Dou, and Wenhui Li. Deep representation learning on long-tailed data: A learnable embedding augmentation perspective. In *Proceedings of the IEEE/CVF Conference on Computer Vision and Pattern Recognition (CVPR)*, June 2020.
- Y. Liu and Hong-Yi Guo. Peer loss functions: Learning from noisy labels without knowing noise rates. *ArXiv*, abs/1910.03231, 2020.
- Ilya Loshchilov and Frank Hutter. Online batch selection for faster training of neural networks, 2016.
- Karttikeya Mangalam and Vinay Uday Prabhu. Do deep neural networks learn shallow learnable examples first. 2019.
- Matthias Minderer, Josip Djolonga, Rob Romijnders, Frances Hubis, Xiaohua Zhai, Neil Houlsby, Dustin Tran, and Mario Lucic. Revisiting the calibration of modern neural networks, 2021.
- Curtis G. Northcutt, Anish Athalye, and Jonas Mueller. Pervasive label errors in test sets destabilize machine learning benchmarks, 2021.
- Emanuel Parzen. On estimation of a probability density function and mode. *The annals of mathematical statistics*, 33(3):1065–1076, 1962.
- Mansheej Paul, Surya Ganguli, and Gintare Karolina Dziugaite. Deep learning on a data diet: Finding important examples early in training, 2021.
- Geoff Pleiss, Tianyi Zhang, Ethan R. Elenberg, and Kilian Q. Weinberger. Identifying mislabeled data using the area under the margin ranking. *CoRR*, abs/2001.10528, 2020. URL <https://arxiv.org/abs/2001.10528>.
- Chuck Rosenberg, Martial Hebert, and Henry Schneiderman. Semi-supervised self-training of object detection models. In *2005 Seventh IEEE Workshops on Applications of Computer Vision (WACV/MOTION’05) - Volume 1*, volume 1, pages 29–36, 2005. doi: 10.1109/ACVMOT.2005.107.
- M Rosenblatt. Remarks on some nonparametric estimates of a density function. *annals of mathematical statistics*. 1956.
- Lukas Ruff, Robert Vandermeulen, Nico Goernitz, Lucas Deecke, Shoaib Ahmed Siddiqui, Alexander Binder, Emmanuel Müller, and Marius Kloft. Deep one-class classification. In *International conference on machine learning*, pages 4393–4402. PMLR, 2018.
- Christopher Schroder and Andreas Niekler. A survey of active learning for text classification using deep neural networks, 2020.
- Ozan Sener and Silvio Savarese. Active learning for convolutional neural networks: A core-set approach, 2018.
- Yanyao Shen, Hyokun Yun, Zachary C. Lipton, Yakov Krohnrod, and Animashree Anandkumar. Deep active learning for named entity recognition, 2018.
- Jaewoong Shim, Kyeongbo Kong, and Suk-Ju Kang. Core-set sampling for efficient neural architecture search. 2021.
- Agnieszka Słowik and L. Bottou. Algorithmic bias and data bias: Understanding the relation between distributionally robust optimization and data curation. *ArXiv*, abs/2106.09467, 2021.
- Sunil Thulasidasan, Tanmoy Bhattacharya, Jeff Bilmes, Gopinath Chennupati, and Jamal Mohd-Yusof. Combating label noise in deep learning using abstention. In Kamalika Chaudhuri and Ruslan Salakhutdinov, editors, *Proceedings of the 36th International Conference on Machine Learning*, volume 97 of *Proceedings of Machine Learning Research*, pages 6234–6243. PMLR, 09–15 Jun 2019a. URL <http://proceedings.mlr.press/v97/thulasidasan19a.html>.

- Sunil Thulasidasan, Tanmoy Bhattacharya, Jeff Bilmes, Gopinath Chennupati, and Jamal Mohd-Yusof. Combating label noise in deep learning using abstention, 2019b.
- D. Tsipras, Shibani Santurkar, Logan Engstrom, Andrew Ilyas, and A. Madry. From imagenet to image classification: Contextualizing progress on benchmarks. In *ICML*, 2020.
- Bernard GM Vandeginste. Robust regression and outlier detection. p j rousseeuw and am leroy, john wiley & sons, new york, 1987. no. of pages: 329. price:£ 31.95. isbn: 0 471 85233 3, 1988.
- Pengxiang Wu, Songzhu Zheng, Mayank Goswami, Dimitris Metaxas, and Chao Chen. A topological filter for learning with label noise, 2020.
- Kun Yi and Jianxin Wu. Probabilistic end-to-end noise correction for learning with noisy labels, 2019.
- Jinsung Yoon, Sercan O. Arik, and Tomas Pfister. RL-lim: Reinforcement learning-based locally interpretable modeling, 2019.
- Sergey Zagoruyko and Nikos Komodakis. Wide residual networks. *CoRR*, abs/1605.07146, 2016. URL <http://arxiv.org/abs/1605.07146>.
- Chiyuan Zhang, Samy Bengio, Moritz Hardt, Benjamin Recht, and Oriol Vinyals. Understanding deep learning requires rethinking generalization. *arXiv preprint arXiv:1611.03530*, 2016.
- J. Zhang, Lingqiao Liu, P. Wang, and Chunhua Shen. To balance or not to balance: An embarrassingly simple approach for learning with long-tailed distributions. *ArXiv*, abs/1912.04486, 2019.
- Jianping Zhang. Selecting typical instances in instance-based learning. In Derek Sleeman and Peter Edwards, editors, *Machine Learning Proceedings 1992*, pages 470 – 479. Morgan Kaufmann, San Francisco (CA), 1992. ISBN 978-1-55860-247-2. doi: <https://doi.org/10.1016/B978-1-55860-247-2.50066-8>. URL <http://www.sciencedirect.com/science/article/pii/B9781558602472500668>.
- Zizhao Zhang, Han Zhang, Sercan O. Arik, Honglak Lee, and Tomas Pfister. Distilling effective supervision from severe label noise. In *Proceedings of the IEEE/CVF Conference on Computer Vision and Pattern Recognition (CVPR)*, June 2020.
- G.K. Zipf. *The Psycho-Biology of Language: An Introduction to Dynamic Philology*. Cognitive psychology]. Routledge, 1999. ISBN 9780415209762. URL <https://books.google.com/books?id=w1Z4Aq-5sWMC>.