

# THE KIJOWSKI–LIU–YAU QUASI-LOCAL MASS OF THE KERR BLACK HOLE HORIZON

MACIEJ DUNAJSKI AND PAUL TOD

*Dedicated to Gary Gibbons on the occasion of his 75th birthday.*

ABSTRACT. We use the isometric embedding of the spatial horizon of fast rotating Kerr black hole in a hyperbolic space to compute the quasi-local mass of the horizon for any value of the spin parameter  $j = J/m^2$ . The mass is monotonically decreasing from twice the ADM mass at  $j = 0$  to  $1.76569m$  at  $j = \sqrt{3}/2$ . It then monotonically increases to a maximum around  $j = 0.99907$ , and finally decreases to  $2.01966m$  for  $j = 1$  which corresponds to the extreme Kerr black hole.

## 1. INTRODUCTION

There is no local concept of energy density in general relativity, which makes defining a mass of a local system problematic. On the other hand the ADM and the Trautman–Bondi masses of asymptotically flat space times can be defined at, respectively, spacelike and null infinities, and their positivity can be established. A quasi-local energy aims be a compromise, as it associates a number to any closed space-like two-surface  $\Sigma$  in space time. There are several approaches to the subject reviewed in [9]. In particular the prescriptions of Kijowski [3] and Liu–Yau [4] which are related to a class of definitions proposed by Brown and York [1], and are applicable to surfaces with non-negative Gaussian curvature. This condition guarantees, by Nirenberg’s solution [7] of the Weyl embedding problem, the existence of a unique (up to an isometry of  $\mathbb{R}^3$ ) global isometric embedding of  $\Sigma$  in  $\mathbb{R}^3$ . The resulting mass is then defined, up to a constant factor, to be an integral of a difference between the mean curvature of this flat embedding, and the norm of the mean curvature vector of  $\Sigma$  regarded as a surface in the space-time. This prescription is therefore not applicable to a space-like section of a horizon of fast-rotating Kerr black hole. This is because if the dimensionless spin parameter  $j \equiv J/m^2$  (where  $J$  is the angular momentum, and  $m$  is the ADM mass) is between  $\sqrt{3}/2$  and 1, then the Gaussian curvature is negative near north and south poles. It is this problem which we resolve in this note. It will be done by embedding the Kerr horizons with  $j > \sqrt{3}/2$  in a hyperbolic space and choosing the hyperbolic radius so that the embedding continuously matches with that in  $\mathbb{R}^3$  for  $j = \sqrt{3}/2$ .

In §2 we shall compute the mean curvatures of both the hyperbolic, and flat embeddings, and in §3 we shall construct the corresponding quasi-local mass as a function of

---

*Date:* July 26th, 2021.

$j \in [0, 1]$ . This function is monotonically decreasing from twice the ADM mass  $m$  at  $j = 0$  to  $1.76569m$  at  $j = \sqrt{3}/2$ . The energy then monotonically increases to the value of  $2.02223m$  reached around  $j = 0.99907$ , and decreases down to  $2.01966m$  which is the quasi local mass of the extreme Kerr horizon where  $j = 1$ .

**Acknowledgements.** MD has been partially supported by STFC grants ST/P000681/1, and ST/T000694/1.

## 2. ISOMETRIC EMBEDDINGS OF KERR BLACK HOLE HORIZONS

**2.1. Hyperbolic embedding of fast rotating horizons.** Let  $(\Sigma, g)$  be a 2-dimensional Riemannian manifold with the Gaussian curvature bounded below by a negative constant  $-L^{-2}$ . The Pogorelov theorem [8] states that there is a global isometric embedding of  $\Sigma$  into the hyperbolic three-space  $\mathbb{H}^3$  with Ricci scalar less than or equal to  $-6L^{-2}$ . We shall consider the upper half-space model of  $\mathbb{H}^3$ , with the hyperbolic metric

$$G_L = \frac{L^2}{z^2} (dz^2 + dr^2 + r^2 d\phi^2), \quad z > 0, r > 0, \phi \in [0, 2\pi). \quad (2.1)$$

In [2] a global isometric embedding of  $(\Sigma, g)$  was explicitly constructed in the case where  $g$  admits an  $U(1)$  isometric action, and such that this isometry preserves the embedding. This result was then used in [2] to construct an isometric embedding of the spatial sections of Kerr-Newman black hole horizons. We shall first reproduce this embedding, and then compute its extrinsic properties: the second fundamental form, and the mean curvature.

Consider an embedding  $\iota : \Sigma \rightarrow \mathbb{H}^3$ , where  $(\Sigma, g)$  is a surface of revolution with coordinates  $x \in [-1, 1]$ ,  $\phi \in [0, 2\pi)$  and

$$g = \rho^2 (B^{-1} dx^2 + B d\phi^2), \quad B = B(x), \quad \rho = \text{const}. \quad (2.2)$$

If  $z = Z(x)$ ,  $r = R(x)$ , then  $g = \iota^*(G_L)$  iff

$$\begin{aligned} Z(x) &= \exp \left( \int \left( \frac{-\rho^2 B B' \pm \rho \sqrt{B(4\rho^2 B + 4L^2 - L^2 (B')^2)}}{2B(\rho^2 B + L^2)} \right) dx \right), \\ R(x) &= \frac{\rho}{L} \sqrt{B(x)} Z(x). \end{aligned} \quad (2.3)$$

The mean curvature  $H$  of this embedding with respect to the outward pointing unit normal vector field to  $\Sigma$  in  $\mathbb{H}^3$  is  $N = \frac{Z}{L\sqrt{(R')^2 + (Z')^2}} \left( R' \frac{\partial}{\partial Z} - Z' \frac{\partial}{\partial R} \right)$  is a half of the  $g$ -trace of the second fundamental form  $h$ . Using the definition  $h(X, Y) = G_L(N, \nabla_X Y)$ , where  $(X, Y)$  are the elements of  $T\Sigma$ , and  $\nabla$  is the Levi-Civita connection of  $G_L$  we find

$$H = \frac{-RZ Z' R'' + RZ R' Z'' + 2((R')^2 + (Z')^2)(RR' + ZZ'/2)}{2LR((R')^2 + (Z')^2)^{3/2}}. \quad (2.4)$$

To match (2.2) with the general form of the extreme Kerr horizon metric with the ADM mass  $m$ , and the angular momentum  $0 \leq J \leq m^2$  take

$$B = \frac{(1+c^2)(1-x^2)}{1+c^2x^2}, \quad \rho^2 = 2m(m + \sqrt{m^2 - J^2/m^2}), \quad c = \frac{2J}{\rho^2} \in [0, 1], \quad x \in [-1, 1],$$

and choose a plus sign in (2.3). The metric (2.2) then arises from the Kerr solutions written in the Boyer–Lindquist coordinates on the spatial section of the outer horizon, and with  $x = \cos \theta$ . The constant  $\rho$  is twice the irreducible mass of the Kerr black hole (so that it is also proportional to the square root of the area of the outer horizon).

The Gaussian curvature  $K$  of  $g$  is bounded from below

$$K = \frac{(c^2+1)^2(1-3c^2x^2)}{\rho^2(1+c^2x^2)^2} \geq \frac{(1-3c^2)}{\rho^2(c^2+1)} = K_{min}. \quad (2.5)$$

For  $c \in (\sqrt{3}^{-1}, 1]$  we take  $L = \rho \sqrt{\frac{1+c^2}{3c^2-1}}$ , which is the largest hyperbolic radius for which the embedding is global. This, after some calculations, gives the mean curvature (2.4)

$$H = \frac{c\sqrt{1-x^2}(x^4(2c^4-5c^6) + x^2(-4c^6-12c^4+6c^2) + c^4+3c^2+9)}{\rho\sqrt{(1+c^2)(1+c^2x^2)^3}\sqrt{x^4(c^4-2c^6) + x^2(-c^6-4c^4+3c^2) + 3}}. \quad (2.6)$$

**2.2. Flat embedding of slow rotating horizons.** The hyperbolic embedding (2.3) is well defined as long as  $\sqrt{3}/3 < c \leq 1$ , which corresponds to the spin parameter  $j \in [\sqrt{3}/2, 1]$ . If  $c \leq \sqrt{3}^{-1}$  then the Kerr horizon can be globally isometrically embedded in  $\mathbb{R}^3$ . If the flat metric on  $\mathbb{R}^3$  is

$$G = d\zeta^2 + dr^2 + r^2d\phi^2,$$

then the embedding is given by

$$\zeta = \pm \frac{\rho}{2} \int \frac{\sqrt{B(4-(B')^2)}}{B} dx, \quad r = \rho\sqrt{B}. \quad (2.7)$$

The formulae (2.7) can also be obtained as a limiting case of the hyperbolic embedding when the hyperbolic radius tends to infinity. To see it, set  $z = Le^{\zeta/L}$ ,  $L > 0$  and find

$$G = \lim_{L \rightarrow \infty} G_L, \quad \text{where } G_L = d\zeta^2 + e^{-2\zeta/L}(dr^2 + r^2d\phi^2).$$

For (2.7) to be well defined we need  $B(4-(B')^2) \geq 0$  which gives

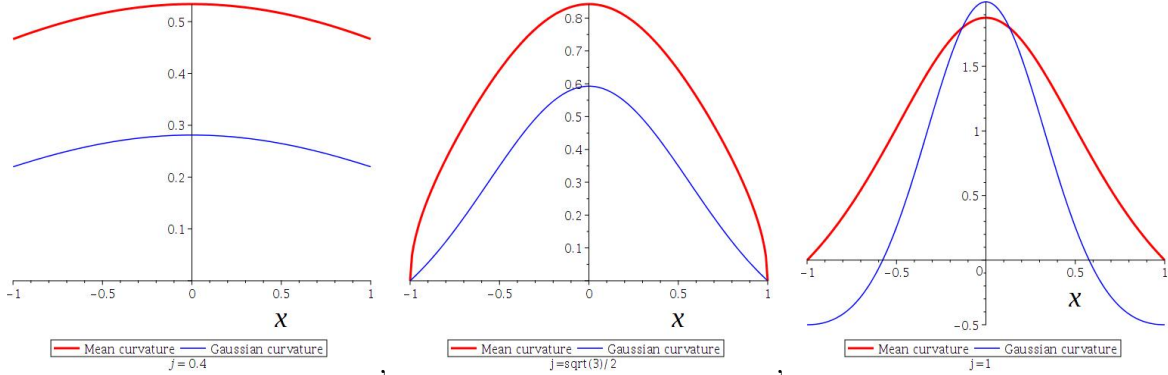
$$c^8(x^6 + x^4 + x^2) + 4c^6(x^4 + x^2) + 6c^4x^2 - 1 \leq 0$$

which should hold for all  $x \in [0, 1]$ . Evaluating the expression above at  $x^2 = 1$  gives polynomial with two real roots  $c = \pm\sqrt{3}/3$ , and the inequality holds when  $0 \leq c \leq 1/\sqrt{3}$ . This is the same condition which guarantees  $B'' \leq 0$ , which is holds iff the Gaussian curvature is non-negative. Thus, although  $K \geq 0$  is necessary and sufficient for (2.7) to be a global isometric embedding, there can be regions on the Kerr horizon when the

Gaussian curvature is negative, and yet the embedding still exists (although it does not extend to the whole horizon).

Repeating the steps leading to (2.6) we find that the mean curvature of the embedding (2.7) is given by

$$H_0 = -\frac{c^8 x^6 + (c^8 + 4c^6)x^4 + (4c^8 + 13c^6 + 15c^4 + 3c^2)x^2 - (c^6 + 3c^4 + 2c^2 + 2)}{2\rho(c^2 x^2 + 1)\sqrt{(1 + c^2)(1 + c^2 x^2)(1 - (x^3 + x^2 + x)c^4 - 2c^2 x)(1 + (x^3 + x^2 + x)c^4 + 2c^2 x)}}.$$



**Figure 1.** Mean (in red) and Gaussian (in blue) curvatures of the Kerr horizons for various values of the spin parameter  $j$ .

To sum up, the Kerr horizon with any  $c \in [0, 1]$  can be globally and isometrically embedded as a hypersurface in the space of constant curvature (Figure 1). If  $c \leq 1/\sqrt{3}$  then the embedding is in  $\mathbb{R}^3$  and when  $c > 1/\sqrt{3}$  then it is in  $\mathbb{H}^3$ . The mean curvatures of the flat and hyperbolic embeddings are equal at  $c = 1/\sqrt{3}$ , but their derivatives w.r.t.  $c$  are different. This will play a role in analysing the behaviour of the quasi-local energy as a function of  $c$ . We shall do it in the next section.

### 3. MODIFIED KIJOWSKI–LIU–YAU MASS

The Kijowski–Liu–Yau [3, 4] definition of quasi-local mass of a space-line closed 2-surface  $\Sigma$  in a space-time  $M$  is

$$E_{KLY} = \frac{1}{4\pi} \int_{\Sigma} (H - |\hat{H}|) \text{vol}_{\Sigma}, \quad (3.1)$$

where  $H$  is the mean curvature of the embedding of  $\Sigma$  in  $\mathbb{R}^3$ , and  $|\hat{H}|$  is the space-time norm of the mean curvature vector  $\hat{H}$  of the surface  $\Sigma$  embedded in  $M$ . This is well defined only if  $\hat{H}$  is space-like, and if the Gaussian curvature of  $\Sigma$  is non-negative, as then a global embedding of  $\Sigma$  in  $\mathbb{R}^3$  exists.

In what follows, we modify the KLY definition replacing the embedding in  $\mathbb{R}^3$  by the embedding in  $\mathbb{H}^3$ , where the hyperbolic radius  $L$  of  $\mathbb{H}^3$  is maximal for which the embedding exists, i. e. such that  $K_{min} = -L^2$ , where  $K_{min}$  given by (2.5) is the lower

bound for the negative Gaussian curvature of  $\Sigma$ . If  $\Sigma$  is taken to be the surface of the horizon, then  $\hat{H} = 0$ , and the mass is proportional to the integral of the mean curvature.

Set  $j = J/m^2$ . We first restrict the range of  $j$  to  $(\sqrt{3}/2, 1]$ , which corresponds to the hyperbolic radius between  $\infty$  and  $\sqrt{2}m$ , the latter case corresponding to the extremal Kerr metric, and the former case corresponding to  $K_{min} = 0$ . For the mean curvature (2.6) we compute the modified mass to be

$$\begin{aligned} E(m, j) &= \frac{1}{4\pi} \int_{-1}^1 \int_0^{2\pi} H(x) \rho^2 d\phi dx \\ &= m \int_{-1}^1 \frac{\sqrt{1-x^2}(x^4(2c^5 - 5c^7) + x^2(-4c^7 - 12c^5 + 6c^3) + c^5 + 3c^3 + 9c)}{2(1+c^2)(1+c^2x^2)^{3/2}\sqrt{x^4(c^4 - 2c^6) + x^2(-c^6 - 4c^4 + 3c^2) + 3}} dx \\ &\quad \text{where } c = \frac{1 - \sqrt{1-j^2}}{j}, \quad \rho = \frac{2m}{\sqrt{1+c^2}}. \end{aligned} \quad (3.2)$$

The limiting values of the mass are

$$E(m, \sqrt{3}/2) = m \int_{-1}^1 \frac{3\sqrt{1-x^2}(x^4 + 14x^2 + 273)}{8(x^2 + 3)^{3/2}\sqrt{3x^4 + 42x^2 + 243}} dx \approx 1.76569m, \quad (3.3)$$

$$E(m, 1) = m \int_{-1}^1 \frac{13 - 10x^2 - 3x^4}{\sqrt{(x^2 + 3)(x^2 + 1)^3}} dx \approx 2.01966m. \quad (3.4)$$

Using the flat embedding in the range  $c \in [0, \sqrt{3}^{-1}]$  we find

$$E(m, j) = m \int_{-1}^1 \frac{-c^8x^6 - (c^8 + 4c^6)x^4 + (4c^8 + 13c^6 + 15c^4 + 3c^2)x^2 + c^6 + 3c^4 + 3c^2 + 2}{2(c^2x^2 + 1)^{3/2}(c^2 + 1)^{3/2}\sqrt{(1 - c^4(x^3 + x^2 + x) - 2c^2x)(1 + c^4(x^3 - x^2 + x) + 2c^2x)}} dx. \quad (3.5)$$

The limiting value at  $j = \sqrt{3}/2$  agrees with (3.3). The other limit is  $E(m, 0) = 2m$ .

The mean curvature as the function of the spin parameter  $j = J/m^2$  is continuous but not smooth at  $j = \sqrt{3}/2$  which separates the flat and the hyperbolic embeddings. For  $0 \leq j \leq \sqrt{3}/2$  the quasi local mass is a decreasing function of  $j$ , and is very well approximated by the first four terms of the series

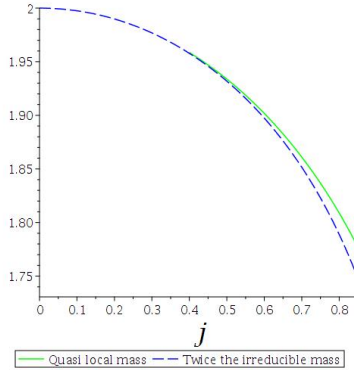
$$E(m, j) = m \left( 2 - \frac{1}{4}j^2 - \frac{17}{320}j^4 - \frac{407}{17920}j^6 - \dots \right). \quad (3.6)$$

In the Schwarzschild case  $j = 0$  the quasi-local energy is equal to twice the ADM mass in agreement with the results of Martinez [5], who (unlike us) additionally assumed that  $j \ll 1$ , and only derived the first two terms in the series (3.6). Our findings also disprove the conjecture of Martinez, that the quasi-local energy is equal to twice the irreducible mass. Expanding the latter quantity (which is equal to our  $\rho$ ) we find

$$\rho = m \left( 2 - \frac{1}{4}j^2 - \frac{25}{320}j^4 - \frac{735}{17920}j^6 - \dots \right) < E(m, j) \quad \text{if } j \in \left( 0, \frac{\sqrt{3}}{2} \right].$$

Thus, in this range of  $j$ , the quasi-local mass is always greater than twice the irreducible mass (Figure 2) which is in agreement with the Minkowski inequality

$$\frac{1}{4\pi} \int_{\Sigma} H \text{vol}_{\Sigma} \geq \frac{1}{4\pi} \sqrt{4\pi \text{Area}(\Sigma)} = \rho.$$

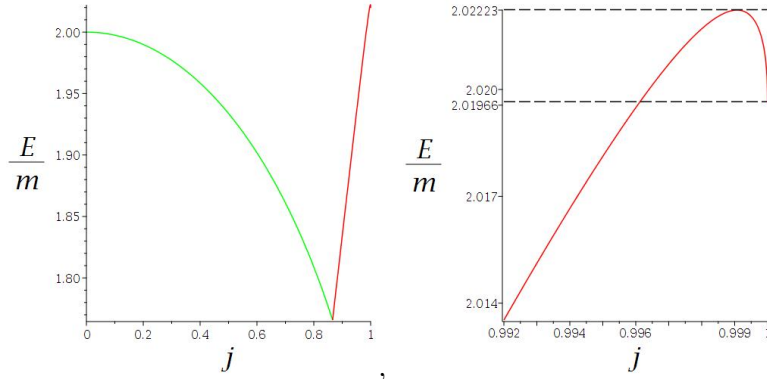


**Figure 2.** *The quasi local mass is greater than twice the irreducible mass.*

As the spin parameter increases to  $\sqrt{3}/2$ , the energy decreases to  $1.76569m$ . For  $j$  above this value, the original Brown–York–Kijowski–Liu–Yau prescription breaks down as the global isometric embedding in  $\mathbb{R}^3$  does not exist. This is noted by Martinez, who states in [5] that his calculations are applicable only to slowly spinning Kerr black holes. In the range  $j \in (\sqrt{3}/2, 1]$  we use the hyperbolic embedding. This has a free parameter - the hyperbolic radius  $L$  - constrained by the inequality  $0 < L \leq \frac{2m}{\sqrt{3c^2-1}}$ , and, for each  $c$  we chose the maximal value of  $L$  which makes the embedding global. We then numerically integrate (3.2) to compute the mass as a function of  $j$ . It increases in an almost linear way (a closer analysis shows that the graph deviates from a line). Zooming near  $j = 1$  shows that the energy reaches a maximum of  $2.02223m$  around  $j = 0.99907$ , and then decreases to  $2.01966m$  for the extremal Kerr horizon corresponding to  $j = 1$  (Figure 3). To show that this maximum is not a numerical artifact we can expand the integrand in (3.2) near  $j = 1$ , and find the integral to the lowest order in  $(j - 1)$ :

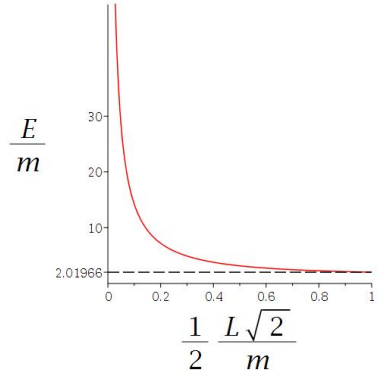
$$E(j) \approx E(1) + \sqrt{1-j} 0.17459m$$

so that  $E(j)$  is indeed a decreasing function of  $j$  near  $j = 1$ .



**Figure 3.** *The quasi-local energy as a function of the spin parameter  $j = J^2/m$ .*

In our computation of  $E_{KLY}$  from the hyperbolic embedding, we have chosen the hyperbolic radius of the ambient  $\mathbb{H}^3$  to be maximal such the embedding is global. This choice has ensured the continuity of the mean curvature as well as the resulting energy at  $j = \sqrt{3}/2$ . We could instead leave  $L$  as a positive parameter, and regard (for each value of  $j$ ) the energy as a function of  $L$ . It turns out that this function is monotonically decreasing from  $L = 0$  to the critical value (Figure 4), which again suggest that our initial choice was a right one.



**Figure 4.** *The quasi-local energy of the extreme Kerr horizon computed using the hyperbolic embedding as a function of the hyperbolic radius.*

#### 4. CONCLUSIONS

We have used a combination of flat and hyperbolic embeddings to compute the quasi-local mass of the Kerr black hole horizon for any value of the angular momentum. The hyperbolic embedding of the fast rotating horizons allowed us to overcome the difficulty arising from the Gaussian curvature not being positive everywhere on  $\Sigma$ . There is another, by now well established, way around this problem due to Wang and Yau [10, 11], who used an embedding of  $\Sigma$  in  $\mathbb{R}^{3,1}$  to construct a reference frame. As well as allowing for non-positive Gaussian curvature, the Wang–Yau approach addresses a problem (pointed

out in [6]) that  $E_{KLY}$  is positive closed 2-surfaces in Minkowski space which do not lay in a space-like hyper-plane. The computation of the Wang–Yau quasi local mass involves taking an infimum of all mean curvature integrals over all ‘time functions’  $\tau$  such that the Gaussian curvature of  $\hat{g} = g + d\tau^2$  is positive. It is therefore difficult to implement for concrete examples. This has nevertheless been attempted in [12], where the authors noted the difficulty of finding a non-zero admissible time function as in general they lead to complex energies. By examining the boundary separating the complex and real energies they have confirmed the results of Martinez [5] in the range  $[0, 0.4]$ , and improved it up to  $j \leq \sqrt{3}/2$ . For  $j \in (\sqrt{3}/2, 1]$  the numerical computations of [12] suggest that the mass is increasing which agrees with our findings. The analysis of [12] has not however revealed the global maximum of mass just before  $j = 1$ . It may be interesting to combine our hyperbolic embedding in  $\mathbb{H}^3$  with the isometric embedding of  $\mathbb{H}^3$  as a hyperboloid in the Minkowski space, and compare our approach to that of [12].

#### REFERENCES

- [1] Brown J. D. and York, J. W. (1993) Quasilocal energy and conserved charges derived from the gravitational action. *Phys. Rev.* **D 47**, 1407-1419. [1](#)
- [2] Gibbons, G. W., Herdeiro, C. A. R., and Rebelo, C. (2009) Global embedding of the Kerr black hole event horizon into hyperbolic 3-space. *Phys. Rev.* **D80**, 044014. [2](#)
- [3] Kijowski, J. (1997), A simple derivation of canonical structure and quasi-local Hamiltonians in general relativity, *Gen. Rel. Grav.*, **29**, 307–343. [1](#), [4](#)
- [4] Liu, C. C. M. and Yau, S. T. (2003) Positivity of quasilocal mass. *Phys. Rev. Lett.* **90**, 231102. [1](#), [4](#)
- [5] Martinez, E. A. (1994) Quasilocal energy for a Kerr black hole. *Phys. Rev.* **D50**, 4920. [5](#), [6](#), [8](#)
- [6] Murchadha, N. O., Szabados, L. B. and Tod, K. P. (2004) Comment on ‘Positivity of quasilocal mass’. *Phys. Rev. Lett.* **92** 259001. [8](#)
- [7] Nirenberg, (1953) The Weyl and Minkowski problems in differential geometry in the large, *Comm. Pure Appl. Math.* **6**, 337-394. [1](#)
- [8] Pogorelov, A. V. (1964) Some results on surface theory in the large. *Advances in Math.* **1**, 191-264. [2](#)
- [9] Szabados, L. B. (2004) Quasi-Local Energy-Momentum and Angular Momentum in GR. *Living Reviews in Relativity* volume. **7**. [1](#)
- [10] Wang, M. T. and Yau, S. T. (2009) Quasilocal mass in general relativity, *Phys. Rev. Lett.* **102** (2009), 021101. [7](#)
- [11] Wang, M. T. and Yau, S. T. (2009) Isometric embeddings into the Minkowski space and new quasi-local mass, *Comm. Math. Phys.* **288** (2009), 919–942. [7](#)
- [12] Warner, A. M, Ray, S., Wang, M. T. and Yau, S. T. (2018) Wang and Yau’s quasi-local energy for an extreme Kerr spacetime, *Class. Quant. Grav.* **35** [8](#)

DEPARTMENT OF APPLIED MATHEMATICS AND THEORETICAL PHYSICS, UNIVERSITY OF CAMBRIDGE, WILBERFORCE ROAD, CAMBRIDGE CB3 0WA, UK.

*Email address:* m.dunajski@damtp.cam.ac.uk

THE MATHEMATICAL INSTITUTE, OXFORD UNIVERSITY, WOODSTOCK ROAD, OXFORD OX2 6GG, UK.

*Email address:* tod@maths.ox.ac.uk