

Critical and geometric properties of magnetic polymers across the globule-coil transition

Kamilla Faizullina, Ilya Pchelintsev, and Evgeni Burovski
HSE University, 101000 Moscow, Russia

We study a lattice model of a magnetic elastomer, where Ising spins are located on the sites of a lattice self-avoiding walk in $d = 2$. We consider the regime where both conformations and magnetic degrees of freedom are dynamic, thus the Ising model is defined on a dynamic lattice and conformations generate an annealed disorder. We perform Monte Carlo simulations across the theta-point and find the joint ferromagnet-to-paramagnet and globule-coil transition, which is continuous—in contrast to $d = 3$ where it is first-order. At the transition, the metric exponent takes the theta-polymer value, but the crossover exponent is different.

A linear polymer in thermal equilibrium in a solvent can be either extended (“swollen”), or collapsed into a dense globule, depending on the interplay between the excluded volume effects, van der Waals attraction between monomers and its screening by the solvent [1]. The physics of the phase transition between these two states, the so-called globule-coil transition or θ -transition, is well captured by a simple lattice model of an interacting self-avoiding walk (ISAW), with an attractive interaction between monomers on the nearest neighboring sites of the lattice [2].

For magnetic polymers, where monomers carry magnetic moments (“spins”), the key parameter is the ratio of the relaxation times of magnetic and conformational degrees of freedom [3]: if spins are fast, conformations generate a quenched disorder for the magnetic subsystem [3–6]; in the opposite limit, the chain with quenched spins is qualitatively equivalent to a disordered copolymer; several models of this kind have been discussed in the literature [7–10].

The regime where both spins and conformations have comparable relaxation times has so far received much less attention. In this regime, spins are defined on a dynamic lattice, which *self-consistently* interpolates between being effectively one-dimensional (in the swollen phase), dense (in the globular phase) or fractal (in the vicinity of the θ -transition).

Ref. [11] considered a ferromagnetic Ising model where spins are located on the monomers of a SAW on a three-dimensional (3D) cubic lattice using a mean-field approximation and Monte-Carlo (MC) simulations. In the absence of the magnetic field, Ref. [11] finds a first-order magnetic induced collapse transition. (Upon increasing the magnetic field, the transition is reported to become continuous.) In Ref. [12] we considered a dynamic HP model in two dimensions (2D). The collapse transition was found to be consistent with a (continuous) θ -transition of a nonmagnetic ISAW.

In this Letter, we consider a ferromagnetic Ising model with spins placed on a self-avoiding walk (SAW) on a 2D square lattice. Using MC simulations, we find a joint ferromagnetic and globule-coil transition—which is con-

tinuous, unlike the 3D model, where it is first order [11]. The transition is characterized by the theta-point metric exponent ν , but the crossover exponent θ is markedly different. We also explore the geometric properties of the model, and stress the role of the surface terms.

Model.— We consider the model of Ref. [11]: Let \mathcal{U}_N is a set of all SAW conformations of N monomers joined by $N - 1$ links on a 2D square lattice. Each monomer i in a conformation $u \in \mathcal{U}_N$ carries an Ising spin, $s_i = \pm 1$, see Fig. 1. The spin-spin interaction is short-ranged: two spins interact if they are nearest neighbors on the lattice. Given a SAW conformation $u \in \mathcal{U}_N$ and a sequence of N spins, $\{s\}$, the Hamiltonian is

$$E(\{s\}, u) = -J \sum_{\langle i,j \rangle \in u} s_i s_j - h \sum_{j \in u} s_j. \quad (1)$$

Here the summation in the first term runs over pairs of spins, $i, j \in u$, which are nearest neighbors on the 2D lattice, and $J > 0$ is the ferromagnetic exchange coupling. In the second term, h is the magnetic field.

The partition function corresponding to Eq. (1) reads

$$Z = \sum_{u \in \mathcal{U}_N} \sum_{\{s\}} e^{-\beta E(\{s\}, u)}, \quad (2)$$

where $\beta = 1/kT$ is the inverse temperature. To set the energy units, we take $\beta = 1$ without loss of generality. Note that the summations in Eq. (2) run over both conformations and spin configurations.

For $h = J = 0$, spins decouple from conformations, and the model (1)-(2) reduces to a non-interacting SAW. In the limit $h \gg J$, all spins are aligned, and Eq. (1)-(2) reduces to the ISAW model. In this work we only consider the case $h = 0$. In the limit $J \ll 1$, the model (1)-(2) describes Ising spins located on a non-interacting SAW—for the spins, the geometry is effectively one-dimensional and spontaneous magnetization is absent in the thermodynamic limit [3–5]. For $J \gg 1$, it is natural to expect a dense ferromagnetically ordered globule.

Method.— Most popular methods for Monte Carlo (MC) simulations of SAW-like model are based on chain growth techniques with pruning and enrichment [13], and

their flat-histogram generalizations [14]. We use a different strategy: we work directly with fixed-length configurations and employ a variant of the worm algorithm [15] for interacting SAW-like models [16]. Specifically, the method uses two sets of MC updates. First is a bilocal reptation update, where we simultaneously remove a monomer from one end of a chain and add a monomer to the other end—the direction of the new edge and the value of the new spin are selected at random, see Fig. 1(a)-(b). This is nothing but the BEE move of Ref. [17]. Second, to render the reptation dynamics ergodic and improve convergence for dense configurations, we also use the “reconnect” update, where we rotate a single edge in the middle of the chain and attach it to the end of the chain—which needs to be adjacent to an internal monomer, see Fig. 1(a)-(c). The reconnect update is non-local since it reverses directions of $O(N)$ links of the SAW. However the Metropolis acceptance probability [18] equals unity since the update does not change the energy, Eq. (1). The reconnect update allows the simulation to escape from conformations where the end of the chain is trapped inside a dense configuration [16]. Furthermore, to improve convergence of magnetic observables, we also use standard Wolff cluster updates [19] for spins which keep the conformation fixed.

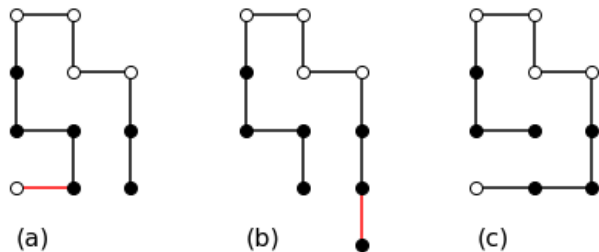


FIG. 1. Spin/SAW configurations and MC updates. Straight lines show a sample SAW, open circles denote spins-up, $s_j = +1$, and closed circles denote spins-down, $s_j = -1$. The BEE move is changing (a) to (b), where the edge shown in red in (a) is removed and the edge shown in red in (b) is added. The reconnect update is changing the configuration between (a) and (c). Note that configurations (a) and (c) have the same energy (1).

Numerical simulations.— We simulate the model (1)–(2) on a simple cubic 2D lattice for chains of up to $N = 10^4$ monomers. We typically use up to 4×10^8 MC updates for thermalization and collect statistics for 7×10^{10} MC steps for chains up to $N = 2000$, and at least 1×10^{10} MC steps for longer chains of up to $N = 10000$. Here in a single MC step we select an update (a BEE move, a reconnect or a spin cluster update) at random.

We perform simulations for $h = 0$ and $0 < J < 2$. We collect statistics for the mean magnetization per spin, $\langle m \rangle \equiv \langle \sum_{j \in u} s_j \rangle / N$ and its powers, $\langle m^2 \rangle$ and $\langle m^4 \rangle$. To characterize the structural properties of the model, we

measure the mean end-to-end distance of the SAW, $\langle R_N^2 \rangle$. Here angular brackets denote the MC average approximating the average over the Gibbs distribution (2).

For small values of J we recover the non-interacting SAW behavior:

$$\langle R_N^2 \rangle \sim N^{2\nu} (1 + \dots) \quad (3)$$

with $\nu = 3/4$ [20], and dots represent corrections-to-scaling. In this regime, $\langle m^2 \rangle \rightarrow 0$ at increasing N , so that the spontaneous magnetization is indeed zero in the thermodynamic limit [3–5].

For strong interactions, $J \gtrsim 0.9$, we find a globular phase where $\langle R_N^2 \rangle \sim N^{2\nu}$ with $\nu = 1/2$. The spontaneous magnetization is nonzero, and the Binder cumulant,

$$U_4 = 1 - \frac{\langle m^4 \rangle}{3\langle m^2 \rangle^2}, \quad (4)$$

tends to the value $2/3$ from below for increasing J and N , as expected [21].

The joint transition.—Fig. 2(top) shows the dependence of the Binder cumulant (4) on interaction J for several lengths N . Curves for varying N cross around $J \approx 0.834$, indicative of the paramagnetic-to-ferromagnetic phase transition. Finite-size corrections are clearly visible in Fig. 2(top), thus to get a more precise estimate for the transition temperature, we analyze the pairwise crossings of the U_4 vs N curves for a series of N values from $N = 1000$ to $N = 9000$. The final estimate for the critical values is

$$J_c = 0.8340(5), \quad U_4^{(c)} = 0.308(8). \quad (5)$$

This result (5) is close to, but distinct from the estimate $J_c = 1/1.18 \approx 0.847$, stated as preliminary without much discussion in Ref. [11].

Fig. 2(bottom) shows the dependence of the mean squared end-to-end distance (3). Here we rescale the values of R_N^2 by $N^{2\nu}$ where we take the metric exponent $\nu = 4/7$ —which is the theta-point value from the Coulomb gas calculations [22]. With this rescaling, $\langle R^2 \rangle / N^{2\nu}$ becomes N -independent (modulo corrections-to-scaling) at $J_\theta = 0.833(1)$ which is consistent with Eq. (5) within the combined errorbars.

We thus conclude that the ferromagnetic and globule-coil transition occur simultaneously at the critical coupling constant given by Eq. (5).

The crossover exponent.—We turn our attention to estimating the crossover exponent ϕ which quantifies the deviation from criticality via the scaled coupling $x = (J - J_c) / N^{-\phi}$ [20]. Specifically, the end-to-end distance is expected to follow $\langle R_N^2 \rangle = N^{2\nu} f(x)$ where $f(\cdot)$ is a dimensionless function of a dimensionless variable. To probe this Ansatz, we perform data collapse of the end-to-end distance, where we keep $\nu = 4/7$ fixed at its

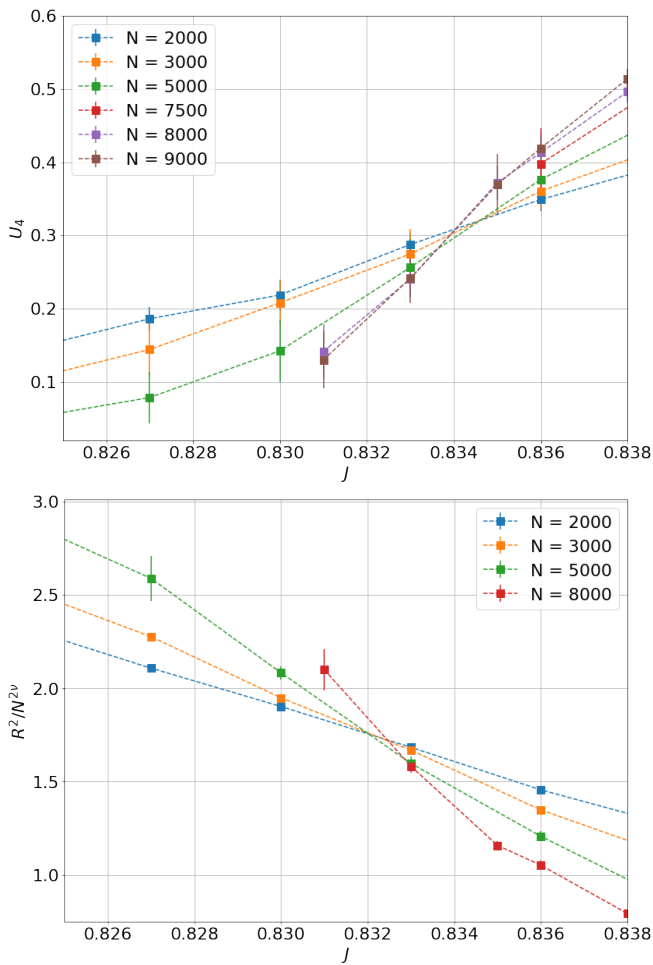


FIG. 2. (top) Binder cumulants (4) as a function of J for several values of N . Solid squares with errorbars are MC results, lines are to guide an eye only. Errorbars are estimated via a Gaussian resampling from errorbars of $\langle m^4 \rangle$ and $\langle m^2 \rangle$. In these simulations we use at least 7×10^9 MC steps per data point. (bottom) Scaled mean end-to-end distance (3) with $\nu = 4/7$, which is the exact value for the 2D ISAW at the θ -point [22]. Squares are MC data with errorbars, and lines are to guide an eye. See text for discussion.

theta-point value [22], and vary J_c and ϕ . This procedure is illustrated in Fig. 3.

We find that our MC data are consistent with $J_c = 0.833(1)$ and $\phi = 0.7(1)$, where the errorbars are conservative estimates from visual inspection of the quality of the data collapse. We note that the value of J_c is consistent with Eq. (5). The crossover exponent clearly differs from the θ -point value for the ISAW model, where the Coulomb gas prediction is $\phi = 3/7$ [22] and numerical estimates are somewhat larger (see Ref. [23] and the discussion therein).

We stipulate that a high-precision estimate of the crossover exponent should take into account two sources of corrections. First, for a disordered Ising model, logarithmic corrections [24], are known to lead to apparently

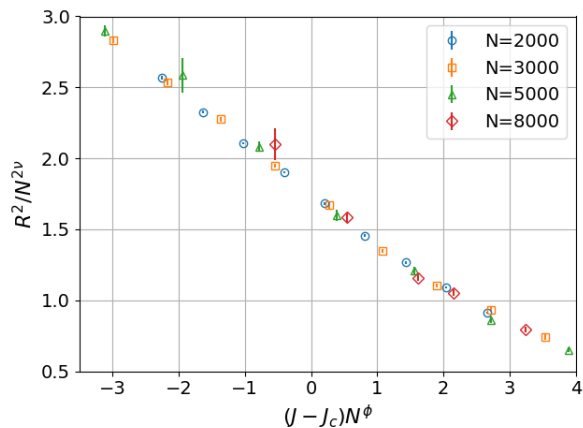


FIG. 3. Data collapse for the scaled end-to-end distance, $\langle R_N^2 \rangle / N^{2\nu}$, vs the scaled coupling $x = (J - J_c)N^\phi$. We fix $\nu = 4/7$ and vary J_c and ϕ . On this plot, $J_c = 0.832$ and $\phi = 0.7$. From visual inspection of the quality of the collapse, we estimate $J_c = 0.833(1)$ and $\phi = 0.7(1)$. See text for discussion.

varying exponents [25]. Second, non-universal corrections due to the surface tension are strong for 2D SAWs [26] because the surface-to-volume ratio in 2D scales as $\sim N^{-1/2}$ which is close to the universal θ -point values $\nu = 4/7$ and $\phi = 3/7$.

Bulk to surface ratio. — To clarify the effect of the bulk to surface ratio, we note that each monomer (apart from two endpoints of the chain) can be classified according to the number of its neighbor monomers as being either 1D-like (two neighbors), 2D-like (four neighbors) or surface-like (3 neighbors). Fig. 4 shows the fractions of each kind of monomers as a function of J for chains of length $N = 400, 2500$ and 3600 . For comparison, we also compute the corresponding fractions for an ISAW model (i.e., Eqs. (1)-(2) with $h \gg J$).

Several features stand out in Fig. 4. First, even in the non-interacting SAW limit, $J \rightarrow 0$, the fraction of the “surface” monomers tends to $1/4$. Second, for both ISAW and Ising models, the bulk-to-surface ratio develops a peak in the vicinity of their respective collapse transitions. This demonstrates the importance of the surface effects and stresses the qualitative difference between the magnetic SAW models and spin networks with mixed 1D / 2D local connectivity [27].

Relation to the Ising model on rectangular lattices. — It is instructive to compare the critical value of the Binder cumulant, $U_4^{(c)}$, Eq. (5), to the values for a usual Ising model on a regular grid. For the Ising model on a rectangular $L \times W$ lattice, the critical value of U_4 depends on the boundary conditions and on the aspect ratio of the lattice, L/W [28, 29]. The dependence on the boundary conditions is strong: on an $L \times L$ lattice with periodic boundary conditions, $U_4^{(c)} \approx 0.61$, while open boundary conditions lead to $U_4^{(c)} \approx 0.4$. Furthermore, $U_4^{(c)}$

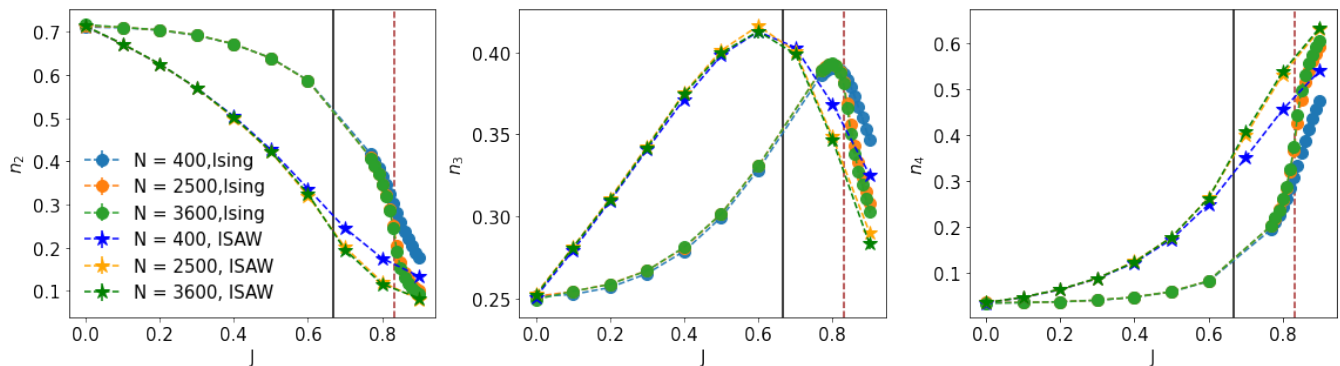


FIG. 4. Fractions of monomers with 2 neighbors (left), 3 neighbors (center) and 4 neighbors (right). Solid circles are the MC data for the Ising model (1)-(2), stars are the MC data for the ISAW model, and dotted lines are to guide an eye. The vertical solid black line is the theta-point for the ISAW, taken from Ref.[23]. The vertical dashed brown line is Eq. (5).

decreases continuously for increasing aspect ratio L/W down to ≈ 0.35 for $L/W = 2$ [29] and further down for larger aspect ratios.

The critical value $U_4^{(c)}$, Eq. (5), is approximately compatible with the result for the Ising model on a rectangular lattice with open boundary conditions and the aspect ratio given by the ratio of the eigenvalues of the gyration tensor of an interacting SAW at the θ -point [23]. More work is needed to accurately trace this connection.

The nature of the transition.— In 3D, the transition is clearly first-order [11]. Our simulations are consistent with the transition being continuous in 2D. To further check the nature of the transition, we compute distributions of observables. Fig. 5 shows the distribution of the magnetization for $N = 10^4$ in the vicinity of the transition, Eq. (5). The distribution is Gaussian on the paramagnetic side, $J < J_c$, broadens on approach to the critical coupling, and develops a clear ferromagnetic structure ($m = \pm 1$) for $J > J_c$. In the critical region, we see no signs of a phase coexistence which would signal a first-order transition.

The heat capacity.—We compute the heat capacity, which is proportional to the second moment of the energy, Eq. (1)–(2). We observe a peak in the vicinity of J_c , Eq. (5). The peak is rounded by finite-size corrections, and its height, C_{\max} , dependence on N is sublinear. This is consistent with a continuous transition, as opposed to a first order transition where $C_{\max} \sim N$. We also observe a single peak not a two-peak structure reported for a site-diluted Ising model [30] and a network of Ising spins with mixed 1D/2D local connectivity [27]. The difference with the latter is not surprising given the role of the surface spins, cf Fig. 4.

Concluding, we study a 2D model of a magnetic polymer chain where monomers of a lattice self-avoiding walk carry Ising spins [11]. We use a variant of the worm algorithm to simulate fixed-length chains of up to 10^4 monomers. We find a joint transition—where both spins

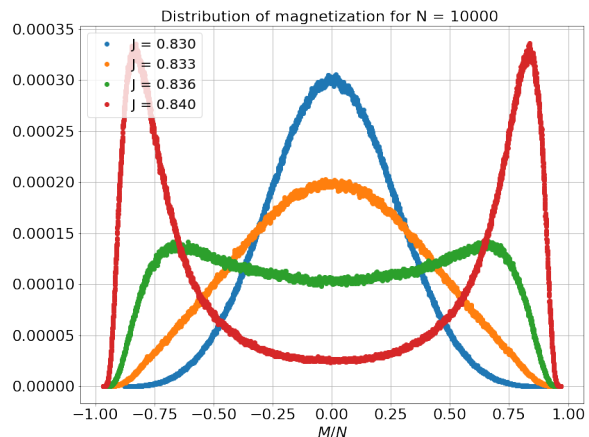


FIG. 5. Distribution of the magnetization $m = \sum_{j \in u} s_j / N$ for $N = 10000$. The coupling constants are $J = 0.830 < J_c$ (blue points), $J = 0.833 \approx J_c$ (orange), $J = 0.836$ (just above the J_c , green), and $J = 0.840 > J_c$ (red). Each simulation uses $\sim 7 \times 10^9$ MC steps.

order ferromagnetically and the SAW collapses into a globular phase—at $J/T = 0.8340(5)$. The transition is continuous, unlike the 3D model, where it is first order [11]. Our numerical results are consistent with the metric exponent ν at the transition taking the θ -point value $\nu = 4/7$, but the crossover exponent $\phi \approx 0.7$, which is clearly different from the θ -polymer value of $3/7$. We also study geometric properties of the model and find that the surface-to-bulk ratio has a peak in the vicinity of the transition. We finally conjecture a relation to a magnetic phase transition of a 2D Ising model on rectangular lattices.

When this work was completed, we became aware of an independent study of the same model in Ref. [31]. Our estimates of the location of the transition and critical exponents and those of Ref. [31] are consistent within

the combined errorbars.

We acknowledge financial support by RFBR according to the research project No 19-07-01117. Numerical simulations were performed using the computational resources of HPC facilities at HSE University [32]. Multiple illuminating discussions with Lev Shchur and Yury Budkov are gratefully acknowledged.

-
- [1] P-G de Gennes. *Scaling concepts in polymer physics*. Cornell University Press, 1979.
- [2] C Vanderzande. *Lattice models of polymers*. Cambridge University Press, 1998.
- [3] M Aerstens and C Vanderzande. Ising model on a SAW. *J. Phys. A: Math. Gen.*, 25:735, 1992.
- [4] B K Chakrabarti and S Bhattacharya. Study of an Ising model on a self-avoiding walk lattice. *J. Phys. C: Solid State Physics*, 16:L1025, 1983.
- [5] B K Chakrabarti and S Bhattacharya. A real-space renormalization group study of the Ising model on self-avoiding walk chains. *J. Phys. A: Math. Gen.*, 18:1037, 1985.
- [6] Andrea Papale and Angelo Rosa. The Ising model in swollen vs. compact polymers: Mean-field approach and computer simulations. *Eur. Phys. J. E*, 41, 12 2018.
- [7] G. Z. Archontis and E. I. Shakhnovich. Phase transitions in heteropolymers with “secondary structure”. *Phys. Rev. E*, 49:3109, 1994.
- [8] Alexei R. Khokhlov and Pavel G. Khalatur. Protein-like copolymers: computer simulation. *Physica A*, 249(1):253–261, 1998.
- [9] Hannah K. Murnen, Alexei R. Khokhlov, Pavel G. Khalatur, Rachel A. Segalman, and Ronald N. Zuckermann. Impact of hydrophobic sequence patterning on the coil-to-globule transition of protein-like polymers. *Macromolecules*, 45(12):5229–5236, 2012.
- [10] Viktoria Blavatska and Wolfhard Janke. Conformational transitions in random heteropolymer models. *J. Chem. Phys.*, 140:034904, 2014.
- [11] T Garel, H Orland, and E Orlandini. Phase diagram of magnetic polymers. *Eur. Phys. J. B*, 12:261–268, 1999.
- [12] Kamilla Faizullina and Evgeni Burovski. Globule-coil transition in the dynamic HP model. *J. Phys.: Conf. Ser.*, 1740:012014, 1 2021.
- [13] Peter Grassberger. Pruned-enriched Rosenbluth method: Simulations of θ polymers of chain length up to 1 000 000. *Phys. Rev. E*, 56:3682–3693, Sep 1997.
- [14] Thomas Prellberg and Jarosław Krawczyk. Flat histogram version of the pruned and enriched Rosenbluth method. *Phys. Rev. Lett.*, 92:120602, Mar 2004.
- [15] Nikolay Prokof’ev and Boris Svistunov. Worm algorithms for classical statistical models. *Phys. Rev. Lett.*, 87:160601, Sep 2001.
- [16] Evgeni Burovski, Nikolay Prokof’ev, and Boris Svistunov. unpublished, 2002.
- [17] Sergio Caracciolo, Mauro Papinutto, and Andrea Pelissetto. Dynamic critical behavior of an extended reptation dynamics for self-avoiding walks. *Phys. Rev. E*, 65:031106, Feb 2002.
- [18] Nicholas Metropolis, Arianna W. Rosenbluth, Marshall N. Rosenbluth, Augusta H. Teller, and Edward Teller. Equation of state calculations by fast computing machines. *J. Chem. Phys.*, 21(6):1087–1092, 1953.
- [19] Ulli Wolff. Collective Monte Carlo updating for spin systems. *Phys. Rev. Lett.*, 62:361–364, Jan 1989.
- [20] E.J.J. Van Rensburg. *The Statistical Mechanics of Interacting Walks, Polygons, Animals and Vesicles*. Oxford Lecture Series in Mathe. Oxford University Press, 2015.
- [21] Kurt Binder. Finite size scaling analysis of Ising model block distribution functions. *Z. Phys. B*, 43:119, 1981.
- [22] Bertrand Duplantier and Hubert Saleur. Exact tricritical exponents for polymers at the theta point in two dimensions. *Phys. Rev. Lett.*, 59:539, 1987.
- [23] Sergio Caracciolo, Marco Gherardi, Mauro Papinutto, and Andrea Pelissetto. Geometrical properties of two-dimensional interacting self-avoiding walks at the θ -point. *J. Phys. A: Math. Theor.*, 44(11):1–24, 2011.
- [24] Viktor S. Dotsenko and Vladimir S. Dotsenko. Critical behaviour of the phase transition in the 2D Ising model with impurities. *Adv. Phys.*, 32:129, 1983.
- [25] H. G. Ballesteros, L.A. Fernandez, V. Martín-Mayor, A. Muñoz Sudupe, G. Parisi, and J.J. Ruiz-Lorenzo. Ising exponents in the two-dimensional site-diluted Ising model. *J. Phys. A: Math. Gen.*, 30:8379, 1997.
- [26] Peter Grassberger and Rainer Hegger. Simulations of θ -polymers in 2 dimensions. *Journal de Physique I*, 5(5):597–606, 1995.
- [27] Abdul N. Malmi-Kakkada, Oriol T. Valls, and Chandan Dasgupta. Ising model on a random network with annealed or quenched disorder. *Phys. Rev. B*, 90:024202, Jul 2014.
- [28] Walter Selke and Lev N Shchur. Critical Binder cumulant in two-dimensional anisotropic Ising models. *J. Phys. A: Math. Gen.*, 38(44):L739–L744, oct 2005.
- [29] Walter Selke. Critical Binder cumulant of two-dimensional Ising models. *Eur. Phys. J. B*, 51(2):223–228, 2006.
- [30] W. Selke, L.N. Shchur, and O.A. Vasiliev. Specific heat of two-dimensional diluted magnets. *Physica A*, 259:338, 1998.
- [31] Damien Paul Foster and Debjyoti Majumdar. Critical behaviour of magnetic polymers in two and three dimensions. <https://arxiv.org/abs/2105.13103>, 2021.
- [32] P. S. Kostenetskiy, R. A. Chulkevich, and V. I. Kozyrev. HPC resources of the Higher School of Economics. *J. Phys.: Conf. Ser.*, 1740:012050, jan 2021.