

Tâtonnement beyond Constant Elasticity of Substitution

Denizalp Goktas¹, Enrique Areyan Viqueira¹, and Amy Greenwald¹
{denizalp_goktas, eareyan, amy_greenwald}@brown.edu

Brown University, Providence RI 02912, USA

Abstract. In this paper, we bring consumer theory to bear in the analysis of Fisher markets whose buyers have arbitrary continuous, concave, homogeneous (CCH) utility functions representing locally non-satiated preferences. The main tools we use are the dual concepts of expenditure minimization and indirect utility maximization. First, we use expenditure functions to construct a new convex program whose dual, like the dual of the Eisenberg-Gale program, characterizes the equilibrium prices of CCH Fisher markets. We then prove that the subdifferential of the dual of our convex program is equal to the negative excess demand in the associated market, which makes generalized gradient descent equivalent to computing equilibrium prices via tâtonnement. Finally, we use our novel characterization of equilibrium prices via expenditure functions to show that a discrete tâtonnement process converges at a rate of $O(1/t)$ in Fisher markets with continuous, *strictly* concave, homogeneous (CSCH) utility functions—a class of utility functions beyond the class of CES utility functions, the largest class for which convergence results were previously known. CSCH Fisher markets include nested and mixed CES Fisher markets, thus providing a meaningful expansion of the space of Fisher markets that is solvable via tâtonnement.

Keywords: Market Equilibrium · Market Dynamics · Fisher Market.

1 Introduction

One of the seminal achievements in mathematical economics is the proof of existence of equilibrium prices in **Arrow-Debreu competitive economies** [1]. This result, while celebrated, is non-constructive, and thus provides little insight into the computation of equilibrium prices. The computational question dates back to Léon Walras, a French economist, who in 1874 conjectured that a decentralized price-adjustment process he called **tâtonnement**, which reflects market behavior, would converge to equilibrium prices [36]. An early positive result in this vein was provided by Arrow, Block and Hurwicz, who showed that a continuous version of tâtonnement converges in markets with an aggregate demand function that satisfies the **weak gross substitutes (WGS)** property [2]. Unfortunately, following this initial positive result, Herbert Scarf provided his eponymous example of an economy for which the tâtonnement process does not converge, dashing all hopes of the tâtonnement process justifying the concept of market equilibria in general [3]. Nonetheless, further study of tâtonnement in simpler models than a full-blown Arrow-Debreu competitive economy remains important, as some real-world markets are indeed simpler [21].

For market equilibria to be justified, not only should they be backed by a natural price-adjustment process such as tâtonnement, as economists have long argued, they should also be computationally efficient. As Kamal Jain put it, “If your laptop cannot find it, neither can the market” [32]. A detailed inquiry into the computational properties of market equilibria was initiated by Devanur et al. [19, 20], who studied a special case of the Arrow-Debreu competitive economy known as the **Fisher market** [9]. This model, for which Irving Fisher computed equilibrium prices using a hydraulic machine in the 1890s, is essentially the Arrow-Debreu model of a competitive economy in which there are no firms, and buyers are endowed with an artificial currency [32]. Devanur et al. [19] discovered a connection between the **Eisenberg-Gale convex program** and Fisher markets in which buyers have linear utility functions, thereby providing a (centralized) polynomial time algorithm for equilibrium computation in these markets [19, 20].

Their work was built upon by Jain, Vazirani, and Ye [27], who extended the Eisenberg-Gale program to all Fisher markets whose buyers have **continuous, concave, and homogeneous (CCH)** utility functions, and proved that the equilibrium of Fisher markets for buyers with CCH utility functions can be computed in polynomial time by interior point methods.¹ Even more recently, Gao and Kroer [23] go beyond interior

¹ We refer to Fisher markets that comprise buyers with a certain utility function by the name of the utility function, e.g., we call a Fisher market that comprise buyers with CCH utility functions a CCH Fisher market.

point methods to develop algorithms that converge in **linear**, **quasilinear**, and **Leontief** Fisher markets. However, unlike tâtonnement, these methods provide little insight into how markets reach equilibria.

More recently, Cole and Fleischer [14, 15], and Cheung, Cole, and Devanur [12] showed the fast convergence of tâtonnement in Fisher markets where the buyers' utility functions satisfy weak gross substitutes with bounded elasticity of demand, and the **constant elasticity of substitution (CES)** properties respectively, the latter of which is a subset of the class of CCH utility functions [12, 14, 15]. Aside from tâtonnement being a plausible model of real-world price movements due to its decentralized nature, Cole and Fleischer argue for the plausibility of tâtonnement by proving that it is an abstraction for in-market processes in a real-world-like model called the ongoing market model [14, 15]. The plausibility of tâtonnement as a natural price-adjustment process has been further supported by Gillen et al. [24], who demonstrated the predictive accuracy of tâtonnement in off-equilibrium trade settings [24]. This theoretical and empirical evidence for tâtonnement makes it even more important to understand its convergence properties, so that we can better characterize those markets for which we can predict price movements and, in turn, equilibria.

Another price-adjustment process that has been shown to converge to market equilibria in Fisher markets is **proportional response dynamics**, first introduced by Wu and Zhang for linear utilities [37], and then expanded upon and shown to converge by Zhang for all CES utilities [38]. The study of the proportional response process was proven fundamental when Birnbaum, Devanur, and Xiao [6] noticed its relationship to gradient descent. This discovery opened up a new realm of possibilities in analyzing the convergence of market equilibrium processes. For example, it allowed Cheung, Cole, and Tao [13] to generalize the convergence results of proportional response dynamics to Fisher markets for buyers with mixed CES utilities. This same idea was applied by Cheung, Cole, and Devanur [12] to prove the convergence of tâtonnement in Leontief Fisher markets, using the equivalence between generalized gradient descent on the dual of the Eisenberg-Gale program and tâtonnement, first observed by Devanur et al. [20].

Our Approach and Findings In consumer theory [31], consumers/buyers are assumed to solve the **utility maximization problem (UMP)**, in which each buyer maximizes its utility constrained by its budget, thereby discovering its optimal demand. Dual to this problem is the **expenditure minimization problem (EMP)**, in which each buyer minimizes its expenditure constrained by its desired utility level, an alternative means of discovering its optimal demand. These two problems are intimately connected by a deep mathematical structure, yet most existing approaches to computing market equilibria focus on UMP only.

In this paper, we exploit the relationship between EMP and equilibrium prices to provide a new convex program, which like the seminal Eisenberg-Gale program characterizes the equilibrium prices of Fisher markets assuming buyers with arbitrary CCH utility functions. Additionally, by exploiting the duality structure between UMP and EMP, we provide a straightforward interpretation of the dual of our program, which also sheds light on the dual of Eisenberg-Gale program. In particular, while it is known that an equilibrium allocation that solves the Eisenberg-Gale program is one that maximizes the buyers' utilities given their budgets at equilibrium prices (UMP; the primal), we show that equilibrium prices are those that minimize the buyers' expenditures at the utility levels associated with their equilibrium allocations (EMP; the dual).

Our characterization of CCH Fisher market equilibria via UMP and EMP also allows us to prove that the subdifferential of the dual of our convex program is equal to the negative excess demand in the corresponding market [12].² Consequently, solving the dual of our convex program via generalized gradient descent is equivalent to tâtonnement. This result, combined with our understanding of the dual of our convex program via EMP, allows us to prove that the tâtonnement process converges at the sublinear rate of $O(1/t)$ in all Fisher markets where buyers have continuous, *strictly* concave, and homogeneous (**CSCH**) utility functions. This class of markets encompasses Fisher markets whose buyers have CES utility functions, the largest class for which convergence results were previously known [12]. It also includes important additional classes of Fisher markets, such as **mixed CES markets** [13], i.e., markets in which buyers have CES utilities with different ρ parameters, and **nested CES markets** [26], i.e., markets in which buyers have different elasticities of substitution between different goods. A summary of all known tâtonnement convergence rate results (including ours) appears in Figure 1.

² Our program is closely related to the Eisenberg-Gale program, and it is known that the subdifferential of the dual of the Eisenberg-Gale program is equal to the negative excess demand in the corresponding market [12]. Our proof, which is straightforward (i.e., a step-by-step computation), also implies this known result, since the two programs' objective functions differ only by a constant.

Roadmap In Section 2, we introduce essential notation and definitions, and summarize our results. In Section 3, we derive the dual of the Eisenberg-Gale program. In Section 4, we propose a new convex program whose dual characterizes equilibrium prices in CCH Fisher markets via expenditure functions. In Section 5, we show that the subdifferential of the dual of our new convex program is equivalent to the negative excess demand in the market, which implies an equivalence between generalized gradient descent and tâtonnement. Finally, in Section 6, we present a convergence analysis of tâtonnement in CSCH Fisher markets.

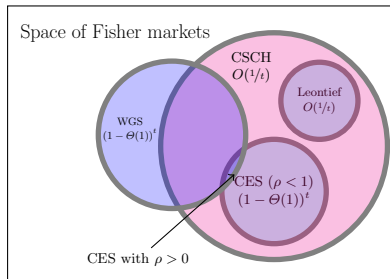


Fig. 1: The convergence rates of tâtonnement for different Fisher markets. We color previous contributions blue, and our contributions red, i.e., we study CSCH Fisher markets. We note that the convergence rate for WGS markets does not apply to markets where the elasticity of substitution is unbounded, e.g., linear Fisher markets; likewise, the convergence rate for CES Fisher markets does not apply to linear Fisher markets.

2 Preliminaries and an Overview of Results

We use Roman uppercase letters to denote sets, e.g., S , bold uppercase letters to denote matrices, e.g., \mathbf{X} , bold lowercase letters to denote vectors, e.g., \mathbf{p} , and Roman lowercase letters to denote scalar quantities, e.g., c . We denote the i^{th} row vector of any matrix (e.g., \mathbf{X}) by the equivalent bold lowercase letter with subscript i (e.g., \mathbf{x}_i). Similarly, we denote the j^{th} entry of a vector (e.g., \mathbf{p} or \mathbf{x}_i) by the equivalent Roman lowercase letter with subscript j (e.g., p_j or x_{ij}). We denote the set of numbers $\{1, \dots, n\}$ by $[n]$, the set of natural numbers by \mathbb{N} , the set of real numbers by \mathbb{R} , the set of non-negative real numbers by \mathbb{R}_+ and the set of strictly positive real numbers by \mathbb{R}_{++} .

We also define some set operations. Unless otherwise stated, the sum of a scalar by a set and of two sets is defined as the Minkowski sum, e.g., $c + A = \{c + a \mid a \in A\}$ and $A + B = \{a + b \mid a \in A, b \in B\}$, and the product of a scalar by a set and two sets is defined as the Minkowski product, e.g., $cA = \{ca \mid a \in A\}$ and $AB = \{ab \mid a \in A, b \in B\}$.

2.1 Consumer Theory

In this paper, we consider the general class of utility functions that are continuous, concave and homogeneous. Recall that a set U is open if for all $x \in U$ there exists an $\epsilon > 0$ such that the open ball $B_\epsilon(x)$ centered at x with radius ϵ is a subset of U , i.e., $B_\epsilon(x) \subset U$. A function $f : \mathbb{R}^m \rightarrow \mathbb{R}$ is said to be **continuous** if $f^{-1}(U)$ is open for every $U \subset \mathbb{R}$. A function $f : \mathbb{R}^m \rightarrow \mathbb{R}$ is said to be concave if $\forall \lambda \in (0, 1), \mathbf{x}, \mathbf{y} \in \mathbb{R}^m, f(\lambda \mathbf{x} + (1-\lambda)\mathbf{y}) \geq \lambda f(\mathbf{x}) + (1-\lambda)f(\mathbf{y})$ and **strictly concave** if strict inequality holds. A function $f : \mathbb{R}^m \rightarrow \mathbb{R}$ is said to be **homogeneous of degree $k \in \mathbb{N}_+$** if $\forall \mathbf{x} \in \mathbb{R}^m, \lambda > 0, f(\lambda \mathbf{x}) = \lambda^k f(\mathbf{x})$. Unless otherwise indicated, without loss of generality a homogeneous function is assumed to be homogeneous of degree 1.³

A utility function $u : \mathbb{R}^m \rightarrow \mathbb{R}$ assigns a real value to elements of \mathbb{R}^m , i.e., to every possible allocation of goods. Every utility function then represents some **preference relation** \succeq over goods such that if for two bundle of goods $\mathbf{x}, \mathbf{y} \in \mathbb{R}^m, u(\mathbf{x}) \geq u(\mathbf{y})$ then $\mathbf{x} \succeq \mathbf{y}$.

³ A homogeneous utility function of degree k can be made homogeneous of degree 1 without affecting the underlying preference relation by passing the utility function through the monotonic transformation $x \mapsto \sqrt[k]{x}$.

A preference relation \succeq is said to be **locally non-satiated** iff for all $\mathbf{x} \in \mathbb{R}^m$ and $\epsilon > 0$, there exists $\mathbf{y} \in B_\epsilon(\mathbf{x})$ such that $\mathbf{y} \succ \mathbf{x}$. *Throughout this paper, we assume utility functions represent locally non-satiated preferences.* If a buyer's utility function represents locally non-satiated preferences, there always exists a better bundle for that buyer if their budget increases.

We now define some important concepts that pertain to utility functions. The **indirect utility function** $v_i : \mathbb{R}_+^m \times \mathbb{R}_+ \rightarrow \mathbb{R}_+$ takes as input prices \mathbf{p} and a budget b_i and outputs the maximum utility the buyer can achieve at those prices given that budget, i.e., $v_i(\mathbf{p}, b_i) = \max_{\mathbf{x} \in \mathbb{R}_+^m : \mathbf{p} \cdot \mathbf{x} \leq b_i} u_i(\mathbf{x})$. If the utility function is continuous, then the indirect utility function is continuous and homogeneous of degree 0 in \mathbf{p} and b_i jointly, i.e., $\forall \lambda > 0, v_i(\lambda \mathbf{p}, \lambda b_i) = v_i(\mathbf{p}, b_i)$ is non-increasing in \mathbf{p} , strictly increasing in b_i , and convex in \mathbf{p} and b_i .

The **Marshallian demand** is a correspondence $d_i : \mathbb{R}_+^m \times \mathbb{R}_+ \rightrightarrows \mathbb{R}_+^m$ that takes as input prices \mathbf{p} and a budget b_i and outputs the utility maximizing allocation of goods at budget b_i , i.e., $d_i(\mathbf{p}, b_i) = \arg \max_{\mathbf{x} \in \mathbb{R}_+^m : \mathbf{p} \cdot \mathbf{x} \leq b_i} u_i(\mathbf{x})$. The Marshallian demand is convex-valued if the utility function is continuous and concave, and unique if the utility function is continuous and strictly concave.

The **expenditure function** $e_i : \mathbb{R}_+^m \times \mathbb{R}_+ \rightarrow \mathbb{R}_+$ takes as input prices \mathbf{p} and a utility level ν_i and outputs the minimum amount the buyer must spend to achieve that utility level at those prices, i.e., $e_i(\mathbf{p}, \nu_i) = \min_{\mathbf{x} \in \mathbb{R}_+^m : u_i(\mathbf{x}) \geq \nu_i} \mathbf{p} \cdot \mathbf{x}$. If the utility function u_i is continuous, then the expenditure function is continuous and homogeneous of degree 1 in \mathbf{p} and ν_i jointly, $\forall \lambda > 0, e_i(\lambda \mathbf{p}, \lambda \nu_i) = \lambda e_i(\mathbf{p}, \nu_i)$ is non-decreasing in \mathbf{p} , strictly increasing in ν_i , and concave in \mathbf{p} and ν_i .

The **Hicksian demand** is a correspondence $h_i : \mathbb{R}_+^m \times \mathbb{R}_+ \rightrightarrows \mathbb{R}_+^m$ that takes as input prices \mathbf{p} and a utility level ν_i and outputs the cost-minimizing allocation of goods at utility level ν_i , i.e., $h_i(\mathbf{p}, \nu_i) = \arg \min_{\mathbf{x} \in \mathbb{R}_+^m : u_i(\mathbf{x}) \geq \nu_i} \mathbf{p} \cdot \mathbf{x}$. The Hicksian demand is convex-valued if the utility function is continuous and concave, and unique if the utility function is continuous and strictly concave [29, 31].

In consumer theory, the demand of buyers can be determined by studying two dual problems, the **utility maximization problem (UMP)** and the **expenditure minimization problem (EMP)**. The UMP refers to the buyer's problem of maximizing its utility constrained by its budgets (i.e., optimizing its indirect utility function) in order to obtain its optimal demand (i.e., Marshallian demand), while the EMP refers to the buyer's problem of minimizing its expenditure constrained by its desired utility level (i.e., optimizing its expenditure function) in order to obtain its optimal demand (i.e., Hicksian demand). When the utilities are continuous, concave and represent locally non-satiated preferences the UMP and EMP are related through the following identities, which we use throughout the paper:

$$\forall b_i \in \mathbb{R}_+ \quad e_i(\mathbf{p}, v_i(\mathbf{p}, b_i)) = b_i \quad (1)$$

$$\forall \nu_i \in \mathbb{R}_+ \quad v_i(\mathbf{p}, e_i(\mathbf{p}, \nu_i)) = \nu_i \quad (2)$$

$$\forall b_i \in \mathbb{R}_+ \quad h_i(\mathbf{p}, v_i(\mathbf{p}, b_i)) = d_i(\mathbf{p}, b_i) \quad (3)$$

$$\forall \nu_i \in \mathbb{R}_+ \quad d_i(\mathbf{p}, e_i(\mathbf{p}, \nu_i)) = h_i(\mathbf{p}, \nu_i) \quad (4)$$

A good $j \in [m]$ is said to be a **gross substitute (complement)** for a good $k \in [m] \setminus \{j\}$ if $\sum_{i \in [n]} d_{ij}(\mathbf{p}, b_i)$ is increasing (decreasing) in p_k . If the aggregate demand, $\sum_{i \in [n]} d_{ij}(\mathbf{p}, b_i)$, for good k is instead weakly increasing (decreasing), good j is said to be a **weak gross substitute (complement)** for good k .

The class of homogeneous utility functions includes the well-known **linear**, **Cobb-Douglas**, and **Leontief** utility functions, each of which is a special case of the **Constant Elasticity of Substitution (CES)** utility function family, parameterized by $-\infty \leq \rho \leq 1$, and given by $u_i(\mathbf{x}_i) = \rho \sqrt{\sum_{j \in [m]} w_{ij} x_{ij}^\rho}$. Linear utility functions are obtained when ρ is 1, while Cobb-Douglas and Leontief utility functions are obtained when ρ approaches 0 and $-\infty$, respectively. For $0 < \rho \leq 1$, goods are gross substitutes, e.g., Sprite and Coca-Cola, for $\rho = 1$; goods are perfect substitutes, e.g., Pepsi and Coca-Cola; and for $\rho < 0$, goods are complementary, e.g., left and right shoes. Another type of homogeneous utility function, commonly studied in the mechanism design literature [17], is the **quasilinear** utility function, which is parameterized by a vector of valuations $\mathbf{w}_i \in \mathbb{R}^m$ and a vector of prices $\mathbf{p} \in \mathbb{R}^m$, and given by $u_i(\mathbf{x}_i; \mathbf{p}) = \mathbf{x}_i \cdot (\mathbf{w}_i - \mathbf{p})$.

2.2 Fisher Markets

A **Fisher market** consists of n buyers and m divisible goods [8]. Each buyer $i \in [n]$ has a budget $b_i \in \mathbb{R}_+$ and a utility function $u_i : \mathbb{R}_+^m \rightarrow \mathbb{R}$. As is standard in the literature, we assume that there is one unit of

each good available in the market [32]. An instance of a Fisher market, is given by a tuple (n, m, U, \mathbf{b}) where $U = \{u_1, \dots, u_n\}$ is a set of utility functions, one per buyer, and $\mathbf{b} \in \mathbb{R}_+^m$ is the vector of buyer budgets. We abbreviate as (U, \mathbf{b}) when n and m are clear from context.

When the buyers' utility functions in a Fisher market are all of the same type, we qualify the market by the name of the utility function, e.g., a quasilinear Fisher market. Considering properties of goods, rather than buyers, a (Fisher) market satisfies **gross substitutes** (resp. **gross complements**) if all pairs of goods in the market are gross substitutes (resp. gross complements) for one another. We refer the reader to Figure 1 for a summary of the relationships among various Fisher markets.

An **allocation** \mathbf{X} is a map from goods to buyers, represented as a matrix, s.t. $x_{ij} \geq 0$ denotes the amount of good $j \in [m]$ allocated to buyer $i \in [n]$. Goods are assigned **prices** $\mathbf{p} \in \mathbb{R}_+^m$. A tuple $(\mathbf{X}^*, \mathbf{p}^*)$ is said to be a **competitive (or Walrasian) equilibrium** of Fisher market (U, \mathbf{b}) if 1. buyers are utility maximizing constrained by their budget, i.e., $\forall i \in [n], \mathbf{x}_i^* \in d_i(\mathbf{p}^*, b_i)$; and 2. the market clears, i.e., $\forall j \in [m], p_j^* > 0 \Rightarrow \sum_{i \in [n]} x_{ij}^* = 1$ and $p_j^* = 0 \Rightarrow \sum_{i \in [n]} x_{ij}^* \leq 1$.

If (U, \mathbf{b}) is a CCH Fisher market, then the optimal solution \mathbf{X}^* to the **Eisenberg-Gale program** constitutes an equilibrium allocation, and the optimal solution to the Lagrangian that corresponds to the allocation constraints (Equation (7)) are the corresponding equilibrium prices [4, 16, 22]:

$$\text{Primal} \tag{5}$$

$$\max_{\mathbf{x} \in \mathbb{R}_+^{n \times m}} \sum_{i \in [n]} b_i \log(u_i(\mathbf{x}_i)) \tag{6}$$

$$\text{subject to} \quad \sum_{i \in [n]} x_{ij} \leq 1 \quad \forall j \in [m] \tag{7}$$

We define the **excess demand** correspondence $z : \mathbb{R}^m \rightrightarrows \mathbb{R}^m$, of a Fisher market (U, \mathbf{b}) , which takes as input prices and outputs a set of excess demands at those prices, as the difference between the demand for each good and the supply of each good:

$$z(\mathbf{p}) = \sum_{i \in [n]} d_i(\mathbf{p}, b_i) - \mathbf{1}_m, \tag{8}$$

where $\mathbf{1}_m$ is the vector of ones of size m and $\sum_{i \in [n]} d_i(\mathbf{p}, b_i) - \mathbf{1}_m = \{\mathbf{x} - \mathbf{1}_m \mid \mathbf{x} \in \sum_{i \in [n]} d_i(\mathbf{p}, b_i)\}$.

The **discrete tâtonnement process** for Fisher markets is a decentralized, natural price adjustment, defined as:

$$\mathbf{p}(t+1) = \mathbf{p}(t) + G(\mathbf{g}(t)) \quad \text{for } t = 0, 1, 2, \dots \tag{9}$$

$$\mathbf{g}(t) \in z(\mathbf{p}(t)) \tag{10}$$

$$\mathbf{p}(0) \in \mathbb{R}_+^m, \tag{11}$$

where $G : \mathbb{R}^m \rightarrow \mathbb{R}^m$ is a coordinate-wise monotonic function such that, for all $j \in [m], \mathbf{x}, \mathbf{y} \in \mathbb{R}^m$, if $x_j \geq y_j$, then $G_j(\mathbf{x}) \geq G_j(\mathbf{y})$. Intuitively, tâtonnement is an auction-like process in which the seller of $j \in [m]$ increases (resp. decreases) the price of a good if the demand (resp. supply) is greater than the supply (resp. demand).

2.3 Subdifferential Calculus and Generalized Gradient Descent

We say that a vector $\mathbf{g} \in \mathbb{R}^n$ is a **subgradient** of a continuous function $f : U \rightarrow \mathbb{R}$ at $\mathbf{a} \in U$ if for all $\mathbf{x} \in U$, $f(\mathbf{x}) \geq f(\mathbf{a}) + \mathbf{g}^T(\mathbf{x} - \mathbf{a})$. The set of all subgradients \mathbf{g} at a point $\mathbf{a} \in U$ for a function f is called the **subdifferential** and is denoted by $\partial_{\mathbf{x}} f(\mathbf{a}) = \{\mathbf{g} \mid f(\mathbf{x}) \geq f(\mathbf{a}) + \mathbf{g}^T(\mathbf{x} - \mathbf{a})\}$. If f is convex, then its subdifferential exists everywhere. If additionally, f is differentiable at \mathbf{a} , so that its subdifferential is a singleton at \mathbf{a} , then the subdifferential at \mathbf{a} is equal to the gradient. In this case, for notational simplicity, we write $\partial_{\mathbf{x}} f(\mathbf{a}) = \mathbf{g}$; in other words, we take the subdifferential to be vector-valued rather than set-valued. When both f and $\tilde{f} : U \rightarrow \mathbb{R}$ are continuous and convex, subdifferentials satisfy the additivity property: $\partial_{\mathbf{x}}(f + \tilde{f})(\mathbf{a}) = \partial_{\mathbf{x}} f(\mathbf{a}) + \partial_{\mathbf{x}} \tilde{f}(\mathbf{a})$. If f is again continuous and convex, and if $\tilde{f} : \mathbb{R} \rightarrow \mathbb{R}$ is

continuous, convex, and differentiable with derivative \tilde{f}' , subdifferentials satisfy the composition property: $\partial_{\mathbf{x}}(\tilde{f} \circ f(\mathbf{a})) = \tilde{f}'(f(\mathbf{a})) \cdot \partial_{\mathbf{x}}f(\mathbf{a})$.

Consider the optimization problem $\min_{\mathbf{x} \in V} f(\mathbf{x})$, where $f : \mathbb{R}^n \rightarrow \mathbb{R}$ is a convex function that is not necessarily differentiable and V is the feasible set of solutions. A standard method for solving this problem is the **projected subgradient method** [5]:

$$\mathbf{x}(t+1) = \Pi_V(\mathbf{x}(t) - \gamma_t \mathbf{g}(t)) \quad \text{for } t = 0, 1, 2, \dots \quad (12)$$

$$\mathbf{g}(t) \in \partial_{\mathbf{x}}f(\mathbf{x}(t)) \quad (13)$$

$$\mathbf{x}(0) \in V \quad (14)$$

Here Π_V is the projection operator onto the set V , and $\gamma_t > 0$ is the step size at time t .

Let $\ell_f(\mathbf{x}, \mathbf{y})$ be the **linear approximation** of f at \mathbf{y} , that is $\ell_f(\mathbf{x}, \mathbf{y}) = f(\mathbf{y}) + \mathbf{g}^T(\mathbf{x} - \mathbf{y})$, where $\mathbf{g} \in \partial_{\mathbf{x}}f(\mathbf{y})$. The **generalized gradient descent** update rule is as follows:

$$\mathbf{x}(t+1) = \arg \min_{\mathbf{x} \in V} \{\ell_f(\mathbf{x}, \mathbf{x}(t)) + \gamma_t \delta_h(\mathbf{x}, \mathbf{x}(t))\} \quad \text{for } t = 0, 1, 2, \dots \quad (15)$$

$$\mathbf{x}(0) \in \mathbb{R}^n \quad (16)$$

Here, as above, $\gamma_t > 0$ is the step size at time t and, $\delta_h(\mathbf{x}, \mathbf{x}(t))$ is the **Bregman divergence** of a convex differentiable **kernel** function $h(\mathbf{x})$ defined as $\delta_h(\mathbf{x}, \mathbf{y}) = h(\mathbf{x}) - \ell_h(\mathbf{x}, \mathbf{y})$ [10].

Notice that when $h(\mathbf{x}) = \frac{1}{2}\|\mathbf{x}\|_2^2$, we have that $\delta_h(\mathbf{x}, \mathbf{y}) = \frac{1}{2}\|\mathbf{x} - \mathbf{y}\|_2^2$. In this case, generalized gradient descent reduces to the projected subgradient method (Equations (12) to (14)).

If instead the kernel is the scaled weighted entropy $h(\mathbf{x}) = c \sum_{i \in [n]} (x_i \log(x_i) - x_i)$, given $c > 0$, then the Bregman divergence reduces to the **scaled generalized Kullback-Leibler divergence**:

$$\delta_{\text{KL}}(\mathbf{x}, \mathbf{y}) = c \sum_{i \in [n]} \left[x_i \log \left(\frac{x_i}{y_i} \right) - x_i + y_i \right], \quad (17)$$

which, when $V = \mathbb{R}_+^n$, yields the following simplified update rule, where as usual $\mathbf{g}(t) \in \partial_{\mathbf{x}}f(\mathbf{x}(t))$:

$$\forall j \in [m] \quad x_j(t+1) = x_j(t) \exp \left\{ \frac{-g_j(t)}{\gamma_t} \right\} \quad \text{for } t = 0, 1, 2, \dots \quad (18)$$

$$x_j(0) \in \mathbb{R}_{++} \quad (19)$$

Equations (18) to (19) do not include a projection step, because when the initial iterate is within \mathbb{R}_+^n , the update rule guarantees that subsequent iterates remain within this set. A function f is said to be **γ -Bregman** with respect to a Bregman divergence with kernel function h if $f(\mathbf{x}) \leq \ell_f(\mathbf{x}, \mathbf{y}) + \gamma \delta_h(\mathbf{x}, \mathbf{y})$.

Birnbaum, Devanur, and Xiao [6] showed that if the objective function $f(\mathbf{x})$ of a convex optimization problem is **γ -Bregman** w.r.t. to some Bregman divergence δ_h , then generalized gradient descent with Bregman divergence δ_h converges to an optimal solution $f(\mathbf{x}^*)$ at a rate of $O(1/t)$.

Theorem 1. [6] *Suppose f and h are convex, and for some $\gamma > 0$, we have that f is γ -Bregman with respect to some Bregman divergence with kernel function h . If \mathbf{x}^* is a minimizer of f , then for all $t \in \mathbb{N}$, the following holds for generalized gradient descent with fixed step size: $f(\mathbf{x}(t)) - f(\mathbf{x}^*) \leq \gamma/t (\delta_h(\mathbf{x}^*, \mathbf{x}(0)))$.*

We require a slightly modified version of this theorem, shown by Cheung, Cole, and Devanur, where it suffices for the γ -Bregman property to hold only for consecutive pairs of iterates [12].

Theorem 2. [12] *Suppose f and h are convex, and for all $t \in \mathbb{N}$ and for some $\gamma > 0$, we have that $f(\mathbf{x}(t+1)) \leq \ell_f(\mathbf{x}(t+1), \mathbf{x}(t)) + \gamma \delta_h(\mathbf{x}(t+1), \mathbf{x}(t))$. If \mathbf{x}^* be a minimizer of f , then for all t , the following holds for generalized gradient descent with fixed step size: $f(\mathbf{x}(t)) - f(\mathbf{x}^*) \leq \gamma/t \delta_h(\mathbf{x}^*, \mathbf{x}(0))$.*

2.4 A High-Level Overview of Our Contribution

In this paper, we bring consumer theory to bear in the analysis of CCH Fisher markets. In so doing, we first derive the dual of the Eisenberg-Gale program for arbitrary CCH Fisher markets, generalizing the special cases of linear and Leontief markets, which were already understood [20]. We then provide a new convex program whose dual also characterizes equilibrium prices in CCH Fisher markets via expenditure functions. This program is of interest, because the subdifferential of the objective function of its dual is equal to the negative excess demand in the market, which implies that (generalized) gradient descent on this objective is equivalent to solving for equilibrium prices in the associated market via tâtonnement. Finally, using this equivalence, we extend the sublinear convergence rate of $O(1/t)$ known for Leontief Fisher markets to the entire class of CSCH Fisher markets.

Although the Eisenberg-Gale convex program dates back to 1959, its dual for arbitrary CCH Fisher markets is still not yet well understood. Our first result is to derive the Eisenberg-Gale program's dual, generalizing the two special cases identified by Cole et al. [17] for linear and Leontief utilities.

Theorem 3. *The dual of the Eisenberg-Gale program for any CCH Fisher market (U, \mathbf{b}) is given by:*

$$\min_{\mathbf{p} \in \mathbb{R}_+^m} \sum_{j \in [m]} p_j + \sum_{i \in [n]} [b_i \log(v_i(\mathbf{p}, b_i)) - b_i] \quad (20)$$

We then propose a new convex program whose dual characterizes the equilibrium prices of CCH Fisher markets via expenditure functions. We note that the optimal value of this convex program differs from the optimal value of the Eisenberg-Gale program by a constant factor.

Theorem 4. *The optimal solution $(\mathbf{X}^*, \mathbf{p}^*)$ to the primal and dual of the following convex programs corresponds to equilibrium allocations and prices, respectively, of the CCH Fisher market (U, \mathbf{b}) :*

<p>Primal</p> $\max_{\mathbf{x} \in \mathbb{R}_+^{n \times m}} \sum_{i \in [n]} \left[b_i \log \left(u_i \left(\frac{\mathbf{x}_i}{b_i} \right) \right) + b_i \right]$ <p>subject to</p> $\sum_{i \in [n]} x_{ij} \leq 1 \quad \forall j \in [m]$	<p>Dual</p> $\min_{\mathbf{p} \in \mathbb{R}_+^m} \sum_{j \in [m]} p_j - \sum_{i \in [n]} b_i \log(\partial_{\nu_i} e_i(\mathbf{p}, \nu_i))$
---	---

This convex program formulation for CCH Fisher markets is of particular interest because its subdifferential equals the negative excess demand in the market. As a result, solving this program via (sub)gradient descent is equivalent to solving the market via tâtonnement.

Theorem 5. *The subdifferential of the objective function of the dual of the program given in Theorem 4 for a CCH Fisher market (U, \mathbf{b}) at any price \mathbf{p} is equal to the negative excess demand in (U, \mathbf{b}) at price \mathbf{p} :*

$$\partial_{\mathbf{p}} \left(\sum_{j \in [m]} p_j - \sum_{i \in [n]} b_i \log \partial_{\nu_i} e_i(\mathbf{p}, \nu_i) \right) = -z(\mathbf{p}) \quad (21)$$

To prove Theorem 5, we make use of standard consumer theory, specifically the duality structure between UMP and EMP, as well as a generalized version of Shepherd's lemma [33, 34]. We also provide a new, simpler proof of this generalization of Shepherd's lemma via Danskin's theorem [18].

Our fourth result concerns the convergence of the tâtonnement process defined by the generalized gradient descent rule with KL-divergence and fixed step sizes in CSCH Fisher markets. This particular tâtonnement rule was previously studied by Cheung, Cole, and Devanur [12] in Leontief Fisher markets. Our result extends the sublinear convergence rate of $O(1/t)$ they obtained for Leontief Fisher markets to the entire class of CSCH Fisher markets, which includes classes of markets for which convergence results were not previously known, such as mixed and nested CES markets [13, 26].

Theorem 6. *Let $f(\mathbf{p}) = \sum_{j \in [m]} p_j - \sum_{i \in [n]} b_i \log(\partial_{\nu_i} e_i(\mathbf{p}, \nu_i))$. The following holds for the tâtonnement process when run on a CSCH Fisher market (U, \mathbf{b}) : $f(\mathbf{p}(t)) - f(\mathbf{p}^*) \leq 1/t(\gamma \delta_h(\mathbf{p}^*, \mathbf{p}(0)))$, where $\gamma = 5 \max_{j \in [m]} \left\{ \sum_{i \in [n]} d_{ij}(\mathbf{p}(t), b_i) \right\}$.*

We provide an upper bound on γ in Section 5, so that the step size can be set when the process is initialized.

3 The Dual of the Eisenberg-Gale Program

For CCH Fisher markets, the Eisenberg-Gale program's primal allows us to calculate the equilibrium allocations, while its dual yields the corresponding equilibrium prices [11]. Cole et al. [17] provide dual formulations of the Eisenberg-Gale program for linear and Leontief utilities [17], and in unpublished work, Cole and Tao [16] present a generalization of the Eisenberg-Gale dual for arbitrary CCH utility functions. However, as we show in Example 2 (Appendix A), the optimal value of the objective of the Eisenberg-Gale program's primal differs from the optimal value of the dual provided by Cole and Tao [16] by a constant factor, despite their dual characterizing equilibrium prices accurately. Hence, their dual is technically not the dual of the Eisenberg-Gale program for which strong duality holds.

We now derive the dual of the Eisenberg-Gale program. We begin with an essential lemma, whose proof appears in Appendix A.

Lemma 1. *The optimization problem:*

$$\max_{\mathbf{x}_i \in \mathbb{R}_+^m : \mathbf{x}_i \cdot \mathbf{p} \leq b_i} b_i \log(u_i(\mathbf{x}_i)) \quad (22)$$

is equivalent to the optimization problem:

$$\max_{\mathbf{x}_i \in \mathbb{R}_+^m} \{b_i \log(u_i(\mathbf{x}_i)) + b_i - \mathbf{x}_i \cdot \mathbf{p}\} \quad (23)$$

With this lemma in hand, we can now derive the dual of the Eisenberg-Gale program.

Theorem 7. *The dual of the Eisenberg-Gale program for any CCH Fisher market (U, \mathbf{b}) is given by*

$$\min_{\mathbf{p} \in \mathbb{R}_+^m} \sum_{j \in [m]} p_j + \sum_{i \in [n]} (b_i \log(v_i(\mathbf{p}, b_i)) - b_i) . \quad (24)$$

Proof. The Lagrangian dual function $g : \mathbb{R}^m \rightarrow \mathbb{R}$ of the Eisenberg-Gale primal is given by:

$$g(\mathbf{p}) = \max_{\mathbf{X} \in \mathbb{R}_+^{n \times m}} L(\mathbf{X}, \mathbf{p}) \quad (25)$$

$$= \max_{\mathbf{X} \in \mathbb{R}_+^{n \times m}} \left\{ \sum_{i \in [n]} b_i \log(u_i(\mathbf{x}_i)) + \sum_{j \in [m]} p_j \left(1 - \sum_{i \in [n]} x_{ij} \right) \right\} \quad (26)$$

$$= \sum_{j \in [m]} p_j + \max_{\mathbf{X} \in \mathbb{R}_+^{n \times m}} \left\{ \sum_{i \in [n]} \left(b_i \log(u_i(\mathbf{x}_i)) - \sum_{j \in [m]} p_j x_{ij} \right) \right\} \quad (27)$$

$$= \sum_{j \in [m]} p_j + \sum_{i \in [n]} \max_{\mathbf{x}_i \in \mathbb{R}_+^m} \left\{ b_i \log(u_i(\mathbf{x}_i)) - \sum_{j \in [m]} p_j x_{ij} \right\} \quad (28)$$

$$= \sum_{j \in [m]} p_j + \sum_{i \in [n]} \left[\max_{\mathbf{x}_i \in \mathbb{R}_+^m} \{b_i \log(u_i(\mathbf{x}_i)) + b_i - \mathbf{p} \cdot \mathbf{x}_i\} - b_i \right] \quad (29)$$

$$= \sum_{j \in [m]} p_j + \sum_{i \in [n]} \left[\max_{\mathbf{x}_i \in \mathbb{R}_+^m : \mathbf{x}_i \cdot \mathbf{p} \leq b_i} b_i \log(u_i(\mathbf{x}_i)) - b_i \right] \quad (\text{Lemma 1}) \quad (30)$$

$$= \sum_{j \in [m]} p_j + \sum_{i \in [n]} \left[b_i \log \left(\max_{\mathbf{x}_i \in \mathbb{R}_+^m : \mathbf{x}_i \cdot \mathbf{p} \leq b_i} u_i(\mathbf{x}_i) \right) - b_i \right] \quad (31)$$

$$= \sum_{j \in [m]} p_j + \sum_{i \in [n]} (b_i \log(v_i(\mathbf{p}, b_i)) - b_i) \quad (32)$$

The order of the max and the sum over all buyers can be interchanged in this proof because prices are given, which renders the maximization problem for buyer i independent of that of buyer i' .

Therefore, the Eisenberg-Gale dual is $\min_{\mathbf{p} \in \mathbb{R}_+^m} g(\mathbf{p}) = \min_{\mathbf{p} \in \mathbb{R}_+^m} \sum_{j \in [m]} p_j + \sum_{i \in [n]} (b_i \log(v_i(\mathbf{p}, b_i)) - b_i)$.

4 A New Convex Program for CCH Fisher Markets

In this section, we provide an alternative convex program to the Eisenberg-Gale program, which also characterizes the equilibria of CCH Fisher markets. Of note, our program characterizes equilibrium prices via expenditure functions. Before presenting our program, we present several preliminary lemmas.

Lemma 2. *Suppose that u_i is homogeneous, i.e., $\forall \lambda > 0, u_i(\lambda \mathbf{x}_i) = \lambda u_i(\mathbf{x}_i)$. Then, the expenditure function and the Hicksian demand are homogeneous in ν_i , i.e., for all $\forall \lambda > 0, e_i(\mathbf{p}, \lambda \nu_i) = \lambda e_i(\mathbf{p}, \nu_i)$ and $h_i(\mathbf{p}, \lambda \nu_i) = \lambda h_i(\mathbf{p}, \nu_i)$. Likewise, the indirect utility function and the Marshallian demand are homogeneous in b_i , i.e., for all $\forall \lambda > 0, v_i(\mathbf{p}, \lambda b_i) = \lambda v_i(\mathbf{p}, b_i)$ and $d_i(\mathbf{p}, \lambda b_i) = \lambda d_i(\mathbf{p}, b_i)$.*

Proof. Without loss of generality, assume u_i is homogeneous of degree 1.⁴

For Hicksian demand, we have that:

$$h_i(\mathbf{p}, \lambda \nu_i) = \arg \min_{\mathbf{x}_i: u_i(\mathbf{x}_i) \geq \lambda \nu_i} \mathbf{p} \cdot \left(\lambda \frac{\mathbf{x}_i}{\lambda} \right) = \lambda \arg \min_{\mathbf{x}_i: u_i(\frac{\mathbf{x}_i}{\lambda}) \geq \nu_i} \mathbf{p} \cdot \left(\frac{\mathbf{x}_i}{\lambda} \right) = \arg \min_{\mathbf{x}_i: u_i(\mathbf{x}_i) \geq \nu_i} \mathbf{p} \cdot \mathbf{x}_i = \lambda h_i(\mathbf{p}, \nu_i) . \quad (33)$$

The first equality follows from the definition of Hicksian demand; the second, by the homogeneity of u_i ; the third, by the nature of constrained optimization; and the last, from the definition of Hicksian demand again. This result implies homogeneity of the expenditure function in ν_i :

$$e_i(\mathbf{p}, \lambda \nu_i) = h_i(\mathbf{p}, \lambda \nu_i) \cdot \mathbf{p} = \lambda h_i(\mathbf{p}, \nu_i) \cdot \mathbf{p} = \lambda e_i(\mathbf{p}, \nu_i) . \quad (34)$$

The first and last equalities follow from the definition of the expenditure function, while the second equality follows from the homogeneity of Hicksian demand (Equation (33)).

The proof in the case of Marshallian demand and the indirect utility function is analogous.

The next lemma establishes an important property of the indirect utility and expenditure functions in CCH Fisher markets that we heavily exploit, namely that the derivative of the indirect utility function with respect to b_i —the bang-per-buck—is constant across all budget levels. Likewise, the derivative of the expenditure function with respect to ν_i —the buck-per-bang—is constant across all utility levels. In other words, both functions effectively depend only on prices. Not only are the bang-per-buck and the buck-per-bang constant, they equal $v_i(\mathbf{p}, 1)$ and $e_i(\mathbf{p}, 1)$, respectively, namely their values at exactly one unit of budget and one unit of (indirect) utility.

An important consequence of this lemma is that, by picking prices that maximize a buyer's bang-per-buck, we not only maximize their bang-per-buck at all budget levels, but we further maximize their total indirect utility, given their *known* budget. In particular, given prices \mathbf{p}^* that maximize a buyer's bang-per-buck at budget level 1, $v_i(\mathbf{p}^*, 1)$, we can easily calculate the buyer's total (indirect) utility at budget b_i by simply multiplying b_i by their bang-per-buck: i.e., $v_i(\mathbf{p}^*, b_i) = b_i v_i(\mathbf{p}^*, 1)$. Here, we see quite explicitly the homogeneity assumption at work.

Analogously, by picking prices that maximize a buyer's buck-per-bang, we not only maximize their buck-per-bang at all utility levels, but we further maximize the buyer's total expenditure, given their *unknown* optimal utility level. In particular, given prices \mathbf{p}^* that minimize a buyer's buck-per-bang at utility level 1, $e_i(\mathbf{p}^*, 1)$, we can easily calculate the buyer's total expenditure at utility level ν_i by simply multiplying ν_i by their buck-per-bang: i.e., $e_i(\mathbf{p}^*, \nu_i) = \nu_i e_i(\mathbf{p}^*, 1)$. Thus, solving for optimal prices at any budget level, or analogously at any utility level, requires only a single optimization, in which we solve for optimal prices at budget level, or utility level, 1.

Lemma 3. *If u_i is continuous and homogeneous of degree 1, then $v_i(\mathbf{p}, b_i)$ and $e_i(\mathbf{p}, \nu_i)$ are differentiable in b_i and ν_i , resp. Further, $\partial_{b_i} v_i(\mathbf{p}, b_i) = \{v_i(\mathbf{p}, 1)\}$ and $\partial_{\nu_i} e_i(\mathbf{p}, \nu_i) = \{e_i(\mathbf{p}, 1)\}$.*

Proof. We prove differentiability from first principles:

$$\lim_{h \rightarrow 0} \frac{e_i(\mathbf{p}, \nu_i + h) - e_i(\mathbf{p}, \nu_i)}{h} = \lim_{h \rightarrow 0} \frac{e_i(\mathbf{p}, (1)(\nu_i + h)) - e_i(\mathbf{p}, (1)\nu_i)}{h} \quad (35)$$

⁴ If the utility function is homogeneous of degree k , we can use a monotonic transformation, namely take the k^{th} root, to transform the utility function into one of degree 1, while still preserving the preferences that it represents.

$$= \lim_{h \rightarrow 0} \frac{e_i(\mathbf{p}, 1)(\nu_i + h) - e_i(\mathbf{p}, 1)(\nu_i)}{h} \quad (36)$$

$$= \lim_{h \rightarrow 0} \frac{e_i(\mathbf{p}, 1)(\nu_i + h - \nu_i)}{h} \quad (37)$$

$$= \lim_{h \rightarrow 0} \frac{e_i(\mathbf{p}, 1)(h)}{h} \quad (38)$$

$$= e_i(\mathbf{p}, 1) \quad (39)$$

The first line follows from the definition of the derivative; the second line, by homogeneity of the expenditure function (Lemma 2), since u_i is homogeneous; and the final line follows from the properties of limits. The other two lines follow by simple algebra.

Hence, as $e_i(\mathbf{p}, \nu_i)$ is differentiable in ν_i , its subdifferential is a singleton with $\partial_{\nu_i} e_i(\mathbf{p}, \nu_i) = \{e_i(\mathbf{p}, 1)\}$. The proof of the analogous result for the indirect utility function's derivative with respect to b_i is similar.

The next lemma provides further insight into why CCH Fisher markets are easier to solve than non-CCH Fisher markets. The lemma states that the bang-per-buck, i.e., the marginal utility of an additional unit of budget, is equal to the inverse of its buck-per-bang, i.e., the marginal cost of an additional unit of utility. Consequently, by setting prices so as to minimize the buck-per-bang of buyers, we can also maximize their bang-per-buck. Since the buck-per-bang is a function of prices only, and not of prices and allocations together, this lemma effectively decouples the calculation of equilibrium prices from the calculation of equilibrium allocations, which greatly simplifies the problem of computing equilibria in CCH Fisher markets.

Lemma 4. *If buyer i 's utility function u_i is CCH, then*

$$\frac{1}{e_i(\mathbf{p}, 1)} = \frac{1}{\partial_{\nu_i} e_i(\mathbf{p}, \nu_i)} = \partial_{b_i} v_i(\mathbf{p}, b_i) = v_i(\mathbf{p}, 1) . \quad (40)$$

Proof. By Lemma 3, we know that $e_i(\mathbf{p}, \nu_i)$ is differentiable in ν_i and that $\partial_{\nu_i} e_i(\mathbf{p}, \nu_i) = \{e_i(\mathbf{p}, 1)\}$. Similarly, by Lemma 3, we know that $\partial_{b_i} v_i(\mathbf{p}, b_i)$ is differentiable in b_i and that $\partial_{b_i} v_i(\mathbf{p}, b_i) = \{v_i(\mathbf{p}, 1)\}$. Combining these facts yields:

$$\partial_{\nu_i} e_i(\mathbf{p}, \nu_i) \cdot \partial_{b_i} v_i(\mathbf{p}, b_i) = e_i(\mathbf{p}, 1) \cdot v_i(\mathbf{p}, 1) \quad (\text{Lemma 3}) \quad (41)$$

$$= e_i(\mathbf{p}, v_i(\mathbf{p}, 1)) \quad (\text{Lemma 2}) \quad (42)$$

$$= 1 \quad (\text{Equation (1)}) \quad (43)$$

Therefore, $\frac{1}{\partial_{\nu_i} e_i(\mathbf{p}, \nu_i)} = \partial_{b_i} v_i(\mathbf{p}, b_i)$. Combining this conclusion with Lemma 3, we obtain the result.

We can now present our characterization of the Eisenberg-Gale dual via expenditure functions.

Theorem 8. *The optimal solution $(\mathbf{X}^*, \mathbf{p}^*)$ to the primal and dual of the following convex programs corresponds to equilibrium allocations and prices, respectively, of the CCH Fisher market (U, \mathbf{b}) :*

<p>Primal</p> $\max_{\mathbf{x} \in \mathbb{R}_+^{n \times m}} \sum_{i \in [n]} \left[b_i \log u_i \left(\frac{\mathbf{x}_i}{b_i} \right) + b_i \right]$ <p>subject to</p> $\sum_{i \in [n]} x_{ij} \leq 1 \quad \forall j \in [m]$	<p>Dual</p> $\min_{\mathbf{p} \in \mathbb{R}_+^m} \sum_{j \in [m]} p_j - \sum_{i \in [n]} b_i \log (\partial_{\nu_i} e_i(\mathbf{p}, \nu_i))$
--	--

The proof of this theorem depends on the following lemma, whose proof can be found in Appendix C.

Lemma 5. *Given a CCH Fisher market (U, \mathbf{b}) , the dual of our convex program (Theorem 8) and that of Eisenberg Gale differ by a constant, namely $\sum_{i \in [n]} (b_i \log b_i - b_i)$. In particular,*

$$\min_{\mathbf{p} \in \mathbb{R}_+^m} \left\{ \sum_{j \in [m]} p_j - \sum_{i \in [n]} b_i \log (\partial_{\nu_i} e_i(\mathbf{p}, \nu_i)) \right\} = \min_{\mathbf{p} \in \mathbb{R}_+^m} \sum_{j \in [m]} p_j + \sum_{i \in [n]} (b_i \log (v_i(\mathbf{p}, b_i)) - b_i) - \sum_{i \in [n]} (b_i \log b_i - b_i) \quad (44)$$

Proof (Proof of Theorem 8). By Lemma 5, our dual and the Eisenberg-Gale dual differ by a constant, which is independent of the decision variables $\mathbf{p} \in \mathbb{R}_+^m$. Hence, the optimal prices \mathbf{p}^* of our dual are the same as those of the Eisenberg-Gale dual, and thus correspond to equilibrium prices in the CCH Fisher market (U, \mathbf{b}) . Finally, the objective function of our convex program's primal is:

$$\sum_{i \in [n]} b_i \log(u_i(\mathbf{x}_i)) - \sum_{i \in [n]} (b_i \log b_i - b_i) = \sum_{i \in [n]} b_i \log u_i \left(\frac{\mathbf{x}_i}{b_i} \right) + \sum_{i \in [n]} b_i. \quad (45)$$

Our new convex program for CCH Fisher markets, which characterizes equilibrium expenditure functions, makes plain the duality structure between utility functions and expenditure functions that is used to compute “shadow” prices for allocations. In particular, $e_i(\mathbf{p}, \nu_i)$ is the Fenchel conjugate of the indicator function $\chi_{\{\mathbf{x}: u_i(\mathbf{x}_i) \geq \nu_i\}}$, meaning the utility levels and expenditures are dual (in a colloquial sense) to one another. Therefore, equilibrium utility levels can be determined from equilibrium expenditures, and vice-versa, which implies that allocations and prices can likewise be derived from one another through this duality structure.⁵

5 Equivalence of Generalized Gradient Descent and Tâtonnement

Cheung, Cole, and Devanur [12] have shown via the Lagrangian of the Eisenberg-Gale program, i.e., without constructing the dual exactly, that the subdifferential of the dual of the Eisenberg-Gale program is equal to the negative excess demand in the associated market, which implies that (generalized) gradient descent equivalent to a subset of tâtonnement rules. In this section, we use a generalization of Shephard's lemma to prove that the subdifferential of the dual of our new convex program is equal to the negative excess demand in the associated market. Our proof also applies to the dual of the Eisenberg-Gale program, since the two duals differ only by a constant factor.

Shephard's lemma tells us that the rate of change in expenditure with respect to prices, evaluated at prices \mathbf{p} and utility level ν_i , is equal to the Hicksian demand at prices \mathbf{p} and utility level ν_i . Alternatively, the partial derivative of the expenditure function with respect to the price p_j of good j at utility level ν_i is simply the share of the total expenditure allocated to j divided by the price of j , which is exactly the Hicksian demand for j at utility level ν_i .

While Shephard's lemma is applicable to utility functions with singleton-valued Hicksian demand (i.e., strictly concave utility functions), we require a generalization of Shephard's lemma that applies to utility functions that are not strictly concave and that could have set-valued Hicksian demand. An early proof of this generalized lemma was given by Tanaka in a discussion paper [34]; a more modern perspective can be found in a recent survey by Blume [7]. For completeness, we also provide a new, simple proof of this result via Danskin's theorem (for subdifferentials) [18].

Theorem 9 (Shephard's lemma, generalized for set-valued Hicksian demand [7, 33, 34]). *Let $e_i(\mathbf{p}, \nu_i)$ be the expenditure function of buyer i and $h_i(\mathbf{p}, \nu_i)$ be the Hicksian demand set of buyer i . The subdifferential $\partial_{\mathbf{p}} e_i(\mathbf{p}, \nu_i)$ is the Hicksian demand at prices \mathbf{p} and utility level ν_i , i.e., $\partial_{\mathbf{p}} e_i(\mathbf{p}, \nu_i) = h_i(\mathbf{p}, \nu_i)$.*

Proof. Recall that $e_i(\mathbf{p}, \nu_i) = \min_{\mathbf{x} \in \mathbb{R}_+^m: u_i(\mathbf{x}) \geq \nu_i} \mathbf{p} \cdot \mathbf{x}$. Without loss of generality, we can assume that consumption set is bounded from above, since utilities are assumed to represent locally non-satiated preferences, i.e., $\min_{\mathbf{x} \in X: u_i(\mathbf{x}) \geq \nu_i} \mathbf{p} \cdot \mathbf{x}$ where $X \subset \mathbb{R}_+^m$ is compact. Using Danskin's theorem:

$$\partial_{\mathbf{p}} e_i(\mathbf{p}, \nu_i) = \{\nabla_{\mathbf{p}}(\mathbf{p} \cdot \mathbf{x}) (\mathbf{x}^*(\mathbf{p}, \nu_i)) \mid \mathbf{x}^*(\mathbf{p}, \nu_i) \in h_i(\mathbf{p}, \nu_i)\} \quad (\text{Danskin's Theorem}) \quad (46)$$

$$= \{\mathbf{x}^*(\mathbf{p}, \nu_i) \mid \mathbf{x}^*(\mathbf{p}, \nu_i) \in h_i(\mathbf{p}, \nu_i)\} \quad (47)$$

$$= h_i(\mathbf{p}, \nu_i) \quad (48)$$

The first equality follows from Danskin's theorem, using the facts that the objective of the expenditure minimization problem is affine and the constraint set is compact. The second equality follows by calculus, and the third, by the definition of Hicksian demand.

⁵ A more in-depth analysis of this duality structure can be found in Blume [7].

The next lemma plays an essential role in the proof that the subdifferential of the dual of our convex program is equal to the negative excess demand. Just as Shephard’s Lemma related the expenditure function to Hicksian demand via (sub)gradients, this lemma relates the expenditure function to Marshallian demand via (sub)gradients. One way to understand this relationship is in terms of **Marshallian consumer surplus**, the area under the Marshallian demand curve, i.e., the integral of Marshallian demand with respect to prices.⁶ Specifically, by applying the fundamental theorem of calculus to the left-hand side of Lemma 6, we see that the Marshallian consumer surplus equals $b_i \log(\partial_{\nu_i} e_i(\mathbf{p}, \nu_i))$. The key takeaway of this lemma is thus that any objective function we might seek to optimize that includes a buyer’s Marshallian consumer surplus is thus optimizing their Marshallian demand, so that optimizing this objective yields a utility-maximizing allocation for the buyer, constrained by their budget.

Lemma 6. *If buyer i ’s utility function u_i is CCH, then $\partial_{\mathbf{p}}(b_i \log(\partial_{\nu_i} e_i(\mathbf{p}, \nu_i))) = d_i(\mathbf{p}, b_i)$.*

Proof. Without loss of generality, we can assume u_i is homogeneous of degree 1. Then:

$$\partial_{\mathbf{p}}(b_i \log(\partial_{\nu_i} e_i(\mathbf{p}, \nu_i))) = \left(\frac{b_i}{\partial_{\nu_i} e_i(\mathbf{p}, \nu_i)} \right) \partial_{\mathbf{p}}(\partial_{\nu_i} e_i(\mathbf{p}, \nu_i)) \quad (\text{Derivative of the logarithm}) \quad (49)$$

$$= b_i (\partial_{b_i} v_i(\mathbf{p}, b_i)) \partial_{\mathbf{p}}(\partial_{\nu_i} e_i(\mathbf{p}, \nu_i)) \quad (\text{Lemma 4}) \quad (50)$$

$$= b_i (\partial_{b_i} v_i(\mathbf{p}, b_i)) \partial_{\mathbf{p}} e_i(\mathbf{p}, 1) \quad (\text{Lemma 3}) \quad (51)$$

$$= b_i (\partial_{b_i} v_i(\mathbf{p}, b_i)) h_i(\mathbf{p}, 1) \quad (\text{Shephard’s Lemma}) \quad (52)$$

$$= b_i v_i(\mathbf{p}, 1) h_i(\mathbf{p}, 1) \quad (\text{Lemma 3}) \quad (53)$$

$$= v_i(\mathbf{p}, b_i) h_i(\mathbf{p}, 1) \quad (\text{Lemma 2}) \quad (54)$$

$$= h_i(\mathbf{p}, v_i(\mathbf{p}, b_i)) \quad (\text{Lemma 2}) \quad (55)$$

$$= d_i(\mathbf{p}, b_i) \quad (\text{Equation (3)}) \quad (56)$$

Remark 1. Lemma 6 makes the dual of our convex program easy to interpret, and thus sheds light on the dual of the Eisenberg-Gale program. Specifically, we can interpret the dual as minimizing the distance between the sellers’ and the buyers’ surplus. The left hand term is simply the sellers’ surplus, and by Lemma 6, the right hand term can be seen as the buyers’ total Marshallian surplus.

Remark 2. The lemmas we have proven in this section and the last provide a possible explanation as to why no primal-dual type convex program is known that solves Fisher markets when buyers have *non-homogeneous* utility functions, in which the primal describes optimal allocations while the dual describes equilibrium prices. By the homogeneity assumption, a CCH buyer can increase their utility level (resp. decrease their spending) by $c\%$ by increasing their budget (resp. decreasing their desired utility level) by $c\%$ (Lemma 2). This observation implies that the marginal expense of additional utility, i.e., “bang-per-buck”, and the marginal utility of additional budget, i.e., “buck-per-bang”, are constant (Lemma 3). Additionally, optimizing prices to maximize buyers’ “bang-per-buck” is equivalent to optimizing prices to minimize their “buck-per-bang” (Lemma 4). Further, optimizing prices to minimize their “buck-per-bang” is equivalent to maximizing their utilities constrained by their budgets (Lemma 6). Thus, the equilibrium prices computed by the dual of our program, which optimize the buyers’ buck-per-bang, simultaneously optimize their utilities constrained by their budgets. In particular, equilibrium prices can be computed without reference to equilibrium allocations (Lemma 4 + Lemma 6). In other words, assuming homogeneity, the computation of the equilibrium allocations and prices can be isolated into separate primal and dual problems.

We now show that the subdifferential of the dual of our convex program is equal to the negative excess demand in the associated market.

Theorem 10. *The subdifferential of the dual of the program given in Theorem 8 for a CCH Fisher market (U, \mathbf{b}) at any price \mathbf{p} is equal to the negative excess demand in (U, \mathbf{b}) at price \mathbf{p} :*

$$\partial_{\mathbf{p}} \left(\sum_{j \in [m]} p_j - \sum_{i \in [m]} b_i \log \partial_{\nu_i} e_i(\mathbf{p}, \nu_i) \right) = -z(\mathbf{p}) \quad (57)$$

⁶ We note that the definition of Marshallian consumer surplus for multiple goods requires great care and falls outside the scope of this paper. More information on consumer surplus can be found in Levin [29], and Vives [35].

Proof. For all goods $j \in [m]$, we have:

$$\partial_{p_j} \left(\sum_{j \in [m]} p_j - \sum_{i \in [n]} b_i \log \partial_{\nu_i} e_i(\mathbf{p}, \nu_i) \right) \quad (58)$$

$$= \{1\} - \partial_{p_j} \left(\sum_{i \in [n]} b_i \log \partial_{\nu_i} e_i(\mathbf{p}, \nu_i) \right) \quad (59)$$

$$= \{1\} - \sum_{i \in [n]} \partial_{p_j} (b_i \log \partial_{\nu_i} e_i(\mathbf{p}, \nu_i)) \quad (60)$$

$$= \{1\} - \sum_{i \in [n]} d_{ij}(\mathbf{p}, b_i) \quad (\text{Lemma 6}) \quad (61)$$

$$= -z_j(\mathbf{p}) \quad (62)$$

Cheung, Cole, and Devanur [12] define a class of markets called **convex potential function (CPF)** markets. A market is a CPF market, if there exists a convex potential function φ such that $\partial_{\mathbf{p}} \varphi(\mathbf{p}) = -z(\mathbf{p})$. They then prove that Fisher markets are CPF markets by showing, through the Lagrangian of the Eisenberg-Gale program, that its dual is a convex potential function [12]. Likewise, Theorem 10 implies the following:

Corollary 1. *All CCH Fisher markets are CPF markets.*

Proof. A convex potential function $\phi : \mathbb{R}^m \rightarrow \mathbb{R}$ for any CCH Fisher market (U, \mathbf{b}) is given by:

$$\varphi(\mathbf{p}) = \sum_{j \in [m]} p_j - \sum_{i \in [n]} b_i \log (\partial_{\nu_i} e_i(\mathbf{p}, \nu_i)) \quad (63)$$

Fix a kernel function h for the Bregman divergence δ_h . If the generalized gradient descent procedure given in Equations (15) to (16) is run on Equation (63) (i.e., choose $f = \varphi$), it is equivalent to the tâtonnement process for some monotonic function of the excess demand [12]:

$$\mathbf{p}(t+1) = \min_{\mathbf{p} \in \mathbb{R}^m} \{ \mathbf{p}(t) + \mathbf{g}(t) (\mathbf{p} - \mathbf{p}(t)) + \gamma_t \delta_h(\mathbf{p}, \mathbf{p}(t)) \} \quad \text{for } t = 0, 1, 2, \dots \quad (64)$$

$$\mathbf{g}(t) \in \partial_{\mathbf{p}} \varphi(\mathbf{p}(t)) \quad (65)$$

$$\mathbf{p}(0) \in \mathbb{R}_+^m \quad (66)$$

Thus, by varying the kernel function h of the Bregman divergence we can obtain different tâtonnement rules. For instance, if $h = \frac{1}{2} \|x\|_2^2$, the generalized gradient descent process reduces to the classic tâtonnement rule given by $G(\mathbf{x}) = \gamma_t \mathbf{x}$, for $\gamma_t > 0$ and for all $t \in \mathbb{N}$, in Equations (9) to (11). Using this equivalence between generalized gradient descent and tâtonnement, we can pick a particular kernel function h , and then potentially use Theorem 2 to establish convergence rates for tâtonnement.

6 Convergence Bounds for Discrete Tâtonnement

In this section, we analyze the rate of convergence of **entropic tâtonnement**, which corresponds to the tâtonnement process given by generalized gradient descent with (six times) the scaled generalized Kullback-Leibler (KL) divergence with $c = 6$, i.e., $\delta_h(\mathbf{p}, \mathbf{q}) = 6\delta_{\text{KL}}(\mathbf{p}, \mathbf{q}) = 6 \sum_{i \in [n]} \left(p_i \log \left(\frac{p_i}{q_i} \right) + q_i - p_i \right)$, as the Bregman divergence, and a fixed step size γ . This particular update rule reduces to Equations (18) to (19) and has been the focus of previous work [12].

Before presenting convergence results for this tâtonnement process, we note that it is not guaranteed to converge for the entire class of CCH Fisher markets; it converges only when utility functions are strictly concave. In the following example,⁷ which employs linear and hence not strictly concave utility functions, and is a slightly modified version of an example provided by Cole and Tao [16], entropic tâtonnement does not converge.

⁷ We thank an anonymous reviewer of an earlier version of this paper for providing this counterexample.

Example 1. Consider a linear Fisher market with two goods and one buyer with utility function $u(x_1, x_2) = x_1 + x_2$ and budget $b = 1$. Assume initial prices of $p_1(0) = 1$ and $p_2(0) = e^{1/\gamma}$, for any $\gamma > 0$. In the first iteration, the demand for the first good is 1, while demand for the second is 0. Therefore, the prices during the second iteration are $p_1((1)) = (1)e^{1/\gamma} = e^{1/\gamma}$ and $p_2((1)) = e^{1/\gamma}e^{-1/\gamma} = 1$. As the prices cycle, so too does tâtonnement.

The tâtonnement process reduces to a *subgradient* method with fixed step size when utilities are not strictly concave, and such methods do not necessarily converge in last iterates. Regardless, we now proceed to show that entropic tâtonnement converges in continuous, *strictly* concave, and homogeneous (CSCH) Fisher markets at a rate of $O(1/t)$. This result extends Cheung, Cole, and Devanur's previous worst-case rate of convergence for Leontief Fisher markets to the entire class of CSCH Fisher markets.

Notation. In the remainder of this section, we refer to price vector $\mathbf{p}(t)$ by \mathbf{p}^t , and denote $\mathbf{p}(t+1) - \mathbf{p}(t)$ by $\Delta\mathbf{p}$. At time t in the tâtonnement process, we denote buyer i 's Marshallian demand for good j i.e., $x \in d_{ij}(\mathbf{p}(t))$, by x_{ij}^t ; the total demand for good j , i.e., $\sum_{i \in [n]} d_{ij}(\mathbf{p}(t))$, by x_j^t ; and the buyer i 's Hicksian demand for good j at utility level 1, i.e., $h \in h_{ij}(\mathbf{p}(t), 1)$, by h_{ij}^t .

We provide a sketch of the proof used for obtaining our convergence rate in this section. The omitted lemmas and proofs can be found in Appendix C. At a high level, our proof follows Cheung, Cole, and Devanur's proof technique for Leontief Fisher markets [12], which works as follows. First, we prove that under certain assumptions, the condition required by Theorem 2 holds when f is the convex potential function for CSCH Fisher markets defined in Equation (63), i.e., $f = \varphi$, the negative excess demand. For these assumptions to be valid, we need to set γ to be five times the maximum demand for any good throughout the tâtonnement process. Further, since γ needs to be set at the outset, we need to upper bound γ . Second, we derive a bound on the maximum demand for any good during tâtonnement. Finally, we use Theorem 2 to obtain the convergence rate of $O(1/t)$.

The following lemma derives the conditions under which the antecedent of Theorem 2 holds for entropic tâtonnement.

Lemma 7. *For all CSCH Fisher markets, if entropic tâtonnement is run, then the following holds for all $t \in \mathbb{N}$: $\varphi(\mathbf{p}^{t+1}) - \ell_\varphi(\mathbf{p}^{t+1}, \mathbf{p}^t) \leq \gamma \delta_h(\mathbf{p}^{t+1}, \mathbf{p}^t)$, where $\gamma = 5 \cdot \max_{\substack{t \in \mathbb{N} \\ j \in [m]}} \{x_j^t\}$ and $\delta_h = 6 \cdot \delta_{\text{KL}}$.*

Note, however, that for Theorem 2 to hold, the step size γ needs to be known in advance so that it can be set at the start of tâtonnement. In other words, we need to upper bound the demand on all goods all throughout tâtonnement. Note that, if the number of iterations T for which tâtonnement were to be run was known at the outset, then one could use a naive bound of $\max_{t \in \mathbb{N}} x_j^t \leq e^{T/5} \frac{\sum_{i \in [n]} b_i}{\min_{j \in [m]} p_j^0}$, since the price of a good can decrease at most by a factor of $e^{-1/5}$ on each iteration by [25]. Thus, one could alternatively combine the doubling trick with this naive upper bound, instead of using the upper bound we provide.

At a high level, to calculate this upper bound, we first bound the demand of any good in gross complements CCH Fisher markets,⁸ and then in gross substitutes CCH markets. We then combine these upper bounds to obtain an upper bound on the demand on all goods all throughout tâtonnement in all CCH Fisher markets. A complete proof can be found in Appendix C.

Lemma 8. *For all CCH Fisher markets, if entropic tâtonnement is run s.t. for all goods and for all $t \in \mathbb{N}$ $\frac{|\Delta p_j|}{p_j^t} \leq \frac{1}{4}$, then the demand for any good $j \in [m]$ throughout the process is bounded as follows:*

$$\max_{t \in \mathbb{N}} x_j^t \leq 2 \frac{\sum_{i \in [n]} b_i}{p_j^0} \max \left\{ \max_{k \in [m]} x_k^0, \frac{\max_{l \in [m]} x_l^0}{x_j^0} \right\} + 2 \max_{k \in [m]} \frac{x_j^0}{x_k^0}. \quad (67)$$

Using Lemmas 7 and 8, we can now fulfill the conditions of Theorem 2 to obtain a worst-case convergence rate of $O(1/t)$ for entropic tâtonnement. We note that if a better bound were to be derived than that given in Lemma 8, we could use it to reduce the convergence rate by a constant factor, since γ is part of the convergence rate.

⁸ We provide a comparison of our bound for gross complements markets to the bound provided by Cheung, Cole, and Devanur [12] for Leontief markets in appendix C.

Theorem 11. *The following holds for the entropic tâtonnement process when run on a CSCH Fisher market (U, \mathbf{b}) :*

$$\varphi(\mathbf{p}^t) - \varphi(\mathbf{p}^*) \leq \frac{\gamma \delta_h(\mathbf{p}^*, \mathbf{p}^0)}{t}, \quad (68)$$

where $\gamma = 10 \cdot \max_{j \in [m]} \left\{ \left[\frac{\sum_{i \in [n]} b_i}{p_j^0} \max \left\{ \max_{k \in [m]} x_k^0, \frac{\max_{l \in [m]} x_l^0}{x_j^0} \right\} + \max_{k \in [m]} \frac{x_j^0}{x_k^0} \right] \right\}$ and $\delta_h = 6 \cdot \delta_{\text{KL}}$.

Proof (Proof of Theorem 11).

If we set $\gamma = 5 \cdot \max_{\substack{j \in [m] \\ t \in \mathbb{N}}} \{x_j^t\}$, then the condition on prices given by Lemma 9 holds, and we have that for all $t \in \mathbb{N}$, $\frac{|\Delta p_j|}{p_j^t} \leq \frac{1}{4}$. Hence by Lemma 8, we can set

$$\gamma = 5 \max_{j \in [m]} \left\{ 2 \frac{\sum_{i \in [n]} b_i}{p_j^0} \max \left\{ \max_{k \in [m]} x_k^0, \frac{\max_{l \in [m]} x_l^0}{x_j^0} \right\} + 2 \max_{k \in [m]} \frac{x_j^0}{x_k^0} \right\} \geq 5 \cdot \max_{\substack{j \in [m] \\ t \in \mathbb{N}}} \{x_j^t\}$$

at the beginning of the process to ensure that the condition of Theorem 2 holds.

7 Experiments

Cheung, Cole, and Devanur [12] proved a worst-case *lower* bound of $\Omega(1/t^2)$ to complement their $O(1/t)$ worst-case upper bound for the convergence rate of entropic tâtonnement in Leontief markets. These results suggest a possible convergence rate of $\Omega(1/t^2)$. The goal of these experiments is to see if it might be possible to improve upon the known worst-case convergence rate of $O(1/t)$ for entropic tâtonnement in not only Leontief, but all CSCH Fisher markets.⁹

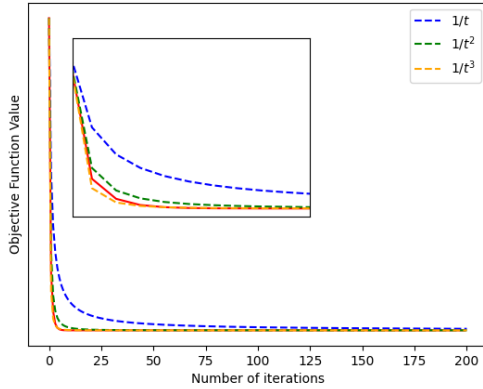
First, as a sanity check, we confirmed experimentally our analytically derived convergence rate. To do so, we randomly initialized 10,000 mixed (strictly concave) CES Fisher markets with 10 buyers and 5 goods. We assigned each buyer, uniformly at random, either CES, Cobb-Douglas, or Leontief utilities. The buyers' values for goods, and their budgets, were drawn uniformly between 2 and 3. For CES buyers, we chose the ρ parameter uniformly at random in the range $[1/4, 3/4] \cap [-1, -101]$.¹⁰ We also drew initial prices uniformly in the range $[2, 3]$. We then ran the entropic tâtonnement update rule in each market, and asked whether the process ever converged at a rate worse than sublinear. *We found no such examples.*

On the contrary, the results depicted in Figure 2a suggest that the sublinear convergence rate of $O(1/t)$ could be improved to $O(1/t^2)$ for entropic tâtonnement. (The inner frame in Figure 2a is a closeup of iterations 0 to 10, intended to clarify that the average trajectory of the objective value throughout entropic tâtonnement decreases at a rate faster than $O(1/t^2)$.) Together with the known worst-case convergence lower bound of $\Omega(1/t^2)$ for Leontief Fisher markets [12], these experiments suggest that entropic tâtonnement might have a tight convergence bound of $\Theta(1/t^2)$ in CSCH Fisher markets.

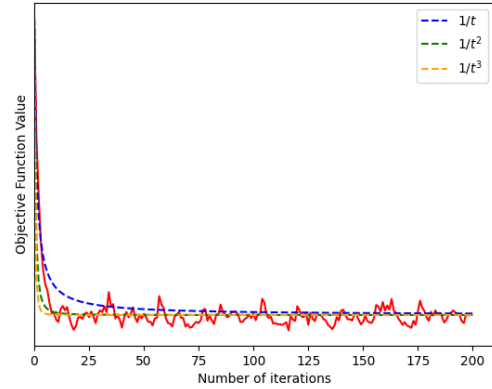
Additionally, to understand the behavior of tâtonnement in mixed CCH (i.e., not necessarily strictly concave) Fisher markets, we ran almost the same experiment again, but this time, each buyer was assigned, uniformly at random, either CES, Cobb-Douglas, Leontief, or *linear* utilities. We then checked, for each market, if the process converged. We found that out of 10,000 experiments, 9889 of them did *not* converge. We show a sample entropic tâtonnement trajectory for one mixed CCH Fisher market in Figure 2b. We see that the objective value decreases initially (at a rate slower than $1/t^2$), but then, after about 10 iterations, it goes back up, and it continues to oscillate. In other words, it seems the market tends toward an equilibrium, but is unable to settle at one. This result is unsurprising since, in expectation, buyers with linear (i.e., non-CSCH) utilities make up a quarter of the market.

⁹ Our code can be found on <https://github.com/denizalp/fisher-tatonnement.git>.

¹⁰ We ruled out very small values of ρ , as well as values close to 0 or 1, to ensure numerical stability.



(a) Average trajectory of the value of the objective function throughout tâtonnement with KL divergence for CSCH Fisher markets is drawn in red. The predicted worst case sublinear convergence rate is depicted by a dashed blue line. A convergence rate of $1/t^2$ and $1/t^3$ are denoted in green and orange, respectively.



(b) Example trajectory of the value of the objective function throughout tâtonnement with KL divergence for CCH Fisher markets is drawn in red. The predicted worst case sublinear convergence rate is depicted by a dashed blue line. A convergence rate of $1/t^2$ and $1/t^3$ are denoted in green and orange, respectively.

8 Conclusion

In this paper, we introduced a new convex program whose dual characterizes the equilibrium prices of CCH Fisher markets via expenditure functions. We also related this dual to the dual of the Eisenberg-Gale program. The dual of our program is easily interpretable, and thus allows us to likewise interpret the the Eisenberg-Gale dual. In particular, while it is known that an equilibrium allocation that solves the Eisenberg-Gale program is one that maximizes the Nash social welfare (the primal), we show that equilibrium prices minimize the distance between the sellers' surplus and the buyers' Marshallian surplus (the dual).

Building on the results of Cheung, Cole, and Devanur [12], who showed that the subdifferential of the dual of the Eisenberg-Gale program is equal to the negative excess demand, we show the same for the dual of our convex program, which implies that solving our convex program via generalized gradient descent is equivalent to solving a Fisher market by means of tâtonnement. Taking advantage of this equivalence, we use results on the convergence of generalized gradient descent to establish the convergence of discrete tâtonnement at a rate of $O(1/t)$ in CSCH Fisher markets, generalizing prior results for Leontief markets to the entire class of CSCH Fisher markets, which includes nested and mixed CES utilities. At a high level, our main technical innovation, by which we obtain a generalization of their bound to this larger class of Fisher markets, is to express equilibrium prices via expenditure functions, so that our proofs apply to arbitrary CSCH utility functions, not just specific classes of utility functions such as Leontief.

Our analysis offers important insights about the Eisenberg-Gale program. We observe that in CCH markets, maximizing the bang-per-buck is equivalent to minimizing the buck-per-bang, and moreover, the buck-per-bang and bang-per-buck are constant across utility levels and budgets. Additionally, optimizing prices to minimize buyers' buck-per-bang is equivalent to maximizing their utilities constrained by their budgets. As a result, equilibrium prices can be determined by optimizing the buck-per-bang of buyers, which depends only on prices. These facts allow for a decoupling of the computation of equilibrium prices and equilibrium allocations. This property, which is specific to CCH Fisher markets, suggests why it is relatively easy to solve CCH Fisher markets; indeed, there exists a primal-dual convex program for these markets. The challenge in solving Fisher markets where buyers' utility functions can be arbitrary seems to stem from the fact that for non-homogeneous utility functions, the buck-per-bang and bang-per-buck vary across utility levels and budget, which in turn means that the computation of allocations and prices cannot be decoupled. As a result, we suspect that a primal-dual convex program formulation that solves Fisher markets for buyers with non-homogeneous utility functions may not exist.

An interesting direction for future work would be to devise market dynamics that adjust allocations and prices together in search of equilibria. We believe that such dynamics may be necessary to find equilibria in Fisher markets beyond CCH (e.g., continuous and concave but not necessarily homogeneous utilities), the next frontier in this line of research. Related, to the best of our knowledge, Marshallian consumer surplus in Fisher markets is not well understood. On the contrary, Marshallian consumer surplus is mostly studied in markets with a unique good, and other than Vives [35], not much effort has been put into obtaining explicit expressions for Marshallian consumer surplus. In our work, we have shown that in CCH Fisher markets, the Marshallian consumer surplus can be expressed as a function of the expenditure of the buyers. It remains to be seen if a similar explicit expression can be obtained for utility functions beyond CCH. We believe that future work aimed at understanding the Marshallian consumer surplus in Fisher markets could further our understanding of these markets, perhaps beyond CCH Fisher markets.

References

- [1] Kenneth J Arrow and Gerard Debreu. “Existence of an equilibrium for a competitive economy”. In: *Econometrica: Journal of the Econometric Society* (1954), pp. 265–290.
- [2] Kenneth J. Arrow and Leonid Hurwicz. “On the Stability of the Competitive Equilibrium, I”. In: *Econometrica* 26.4 (1958), pp. 522–552. ISSN: 00129682, 14680262. URL: <http://www.jstor.org/stable/1907515>.
- [3] Kenneth J. Arrow and Timothy J. Kehoe. “Distinguished Fellow: Herbert Scarf’s Contributions to Economics”. In: *The Journal of Economic Perspectives* 8.4 (1994), pp. 161–181. ISSN: 08953309. URL: <http://www.jstor.org/stable/2138344>.
- [4] Kenneth J. Arrow and Timothy J. Kehoe. “Distinguished Fellow: Herbert Scarf’s Contributions to Economics”. In: *The Journal of Economic Perspectives* 8.4 (1994), pp. 161–181. ISSN: 08953309. URL: <http://www.jstor.org/stable/2138344>.
- [5] Dimitri P Bertsekas. “Nonlinear programming”. In: *Journal of the Operational Research Society* 48.3 (1997), pp. 334–334.
- [6] Benjamin Birnbaum, Nikhil R. Devanur, and Lin Xiao. “Distributed Algorithms via Gradient Descent for Fisher Markets”. In: *Proceedings of the 12th ACM Conference on Electronic Commerce*. EC ’11. San Jose, California, USA: Association for Computing Machinery, 2011, pp. 127–136. ISBN: 9781450302616. DOI: [10.1145/1993574.1993594](https://doi.org/10.1145/1993574.1993594). URL: <https://doi.org/10.1145/1993574.1993594>.
- [7] Lawrence E. Blume. “Duality”. In: *The New Palgrave Dictionary of Economics* (2017), pp. 1–7. DOI: [10.1057/978-1-349-95121-5_285-2](https://doi.org/10.1057/978-1-349-95121-5_285-2). URL: https://doi.org/10.1057/978-1-349-95121-5_285-2.
- [8] William C Brainard, Herbert E Scarf, et al. *How to compute equilibrium prices in 1891*. Citeseer, 2000.
- [9] William C. Brainard and Herbert E. Scarf. *How to Compute Equilibrium Prices in 1891*. Cowles Foundation Discussion Papers 1272. Cowles Foundation for Research in Economics, Yale University, Aug. 2000. URL: <https://ideas.repec.org/p/cwl/cwldpp/1272.html>.
- [10] Lev M Bregman. “The relaxation method of finding the common point of convex sets and its application to the solution of problems in convex programming”. In: *USSR computational mathematics and mathematical physics* 7.3 (1967), pp. 200–217.
- [11] Lihua Chen, Yinyu Ye, and Jiawei Zhang. “A note on equilibrium pricing as convex optimization”. In: *International Workshop on Web and Internet Economics*. Springer. 2007, pp. 7–16.
- [12] Yun Kuen Cheung, Richard Cole, and Nikhil Devanur. “Tâtonnement beyond Gross Substitutes? Gradient Descent to the Rescue”. In: *Proceedings of the Forty-Fifth Annual ACM Symposium on Theory of Computing*. STOC ’13. Palo Alto, California, USA: Association for Computing Machinery, 2013, pp. 191–200. ISBN: 9781450320290. DOI: [10.1145/2488608.2488633](https://doi.org/10.1145/2488608.2488633). URL: <https://doi.org/10.1145/2488608.2488633>.
- [13] Yun Kuen Cheung, Richard Cole, and Yixin Tao. “Dynamics of distributed updating in Fisher markets”. In: *Proceedings of the 2018 ACM Conference on Economics and Computation*. 2018, pp. 351–368.
- [14] Richard Cole and Lisa Fleischer. “Fast-converging tâtonnement algorithms for one-time and ongoing market problems”. In: *Proceedings of the fortieth annual ACM symposium on Theory of computing*. 2008, pp. 315–324.

- [15] Richard Cole, Lisa Fleischer, and Ashish Rastogi. *Discrete Price Updates Yield Fast Convergence in Ongoing Markets with Finite Warehouses*. 2010. arXiv: [1012.2124](https://arxiv.org/abs/1012.2124) [cs.GT].
- [16] Richard Cole and Yixin Tao. *Balancing the Robustness and Convergence of Tatonnement*. 2019. arXiv: [1908.00844](https://arxiv.org/abs/1908.00844) [cs.GT].
- [17] Richard Cole et al. *Convex Program Duality, Fisher Markets, and Nash Social Welfare*. 2016. arXiv: [1609.06654](https://arxiv.org/abs/1609.06654) [cs.GT].
- [18] John M. Danskin. “The Theory of Max-Min, with Applications”. In: *SIAM Journal on Applied Mathematics* 14.4 (1966), pp. 641–664. ISSN: 00361399. URL: <http://www.jstor.org/stable/2946123>.
- [19] N. R. Devanur et al. “Market equilibrium via a primal-dual-type algorithm”. In: *The 43rd Annual IEEE Symposium on Foundations of Computer Science, 2002. Proceedings*. 2002, pp. 389–395. DOI: [10.1109/SFCS.2002.1181963](https://doi.org/10.1109/SFCS.2002.1181963).
- [20] Nikhil R Devanur et al. “Market equilibrium via a primal-dual algorithm for a convex program”. In: *Journal of the ACM (JACM)* 55.5 (2008), pp. 1–18.
- [21] Darrell Duffie and Hugo Sonnenschein. “Arrow and General Equilibrium Theory”. In: *Journal of Economic Literature* 27.2 (1989), pp. 565–598. ISSN: 00220515. URL: <http://www.jstor.org/stable/2726689>.
- [22] Edmund Eisenberg and David Gale. “Consensus of subjective probabilities: The pari-mutuel method”. In: *The Annals of Mathematical Statistics* 30.1 (1959), pp. 165–168.
- [23] Yuan Gao and Christian Kroer. “First-order methods for large-scale market equilibrium computation”. In: *NeurIPS*. Dec. 2020. URL: <https://arxiv.org/abs/2006.06747>.
- [24] Benjamin J Gillen et al. “Divergence and convergence in Scarf cycle environments: experiments and predictability in the dynamics of general equilibrium systems”. In: *Economic Theory* (2020), pp. 1–52.
- [25] Elad Hazan and Satyen Kale. “Beyond the Regret Minimization Barrier: Optimal Algorithms for Stochastic Strongly-Convex Optimization”. In: *Journal of Machine Learning Research* 15.71 (2014), pp. 2489–2512. URL: <http://jmlr.org/papers/v15/hazan14a.html>.
- [26] Kamal Jain and Kasturi Varadarajan. “Equilibria for economies with production: Constant-returns technologies and production planning constraints”. In: *Proceedings of the seventeenth annual ACM-SIAM symposium on Discrete algorithm*. 2006, pp. 688–697.
- [27] Kamal Jain, Vijay V Vazirani, and Yinyu Ye. “Market equilibria for homothetic, quasi-concave utilities and economies of scale in production”. In: *SODA*. Vol. 5. 2005, pp. 63–71.
- [28] HW Kuhn and AW Tucker. *Proceedings of 2nd berkeley symposium*. 1951.
- [29] Jonathan Levin. *Lecture notes on Consumer Theory*. Oct. 2004.
- [30] J Parry Lewis. “Homogeneous functions and Euler’s theorem”. In: *An Introduction to Mathematics*. Springer, 1969, pp. 297–303.
- [31] Andreu Mas-Colell, Michael D. Whinston, and Jerry R. Green. *Microeconomic Theory*. OUP Catalogue 9780195102680. Oxford University Press, 1995. URL: <https://ideas.repec.org/b/oxp/obooks/9780195102680.html>.
- [32] Noam Nissan and Tim Roughgarden. *Algorithmic Game Theory*. Cambridge University Press, 2007. DOI: [10.1017/CBO9780511800481](https://doi.org/10.1017/CBO9780511800481).
- [33] Ronald William Shephard. *Theory of cost and production functions*. Princeton University Press, 2015.
- [34] Yoshihiro Tanaka. “Nonsmooth optimization for production theory”. In: *Hokkaido University, Sapporo* (2008).
- [35] Xavier Vives. “Small Income Effects: A Marshallian Theory of Consumer Surplus and Downward Sloping Demand”. In: *The Review of Economic Studies* 54.1 (1987), pp. 87–103. ISSN: 00346527, 1467937X. URL: <http://www.jstor.org/stable/2297448>.
- [36] Léon Walras. *Elements of Pure Economics; or, The Theory of Social Wealth*. Translated by William Jaffé. Vol. 2. Orion Editions, 1969, pp. 457–458.
- [37] Fang Wu and Li Zhang. “Proportional Response Dynamics Leads to Market Equilibrium”. In: *Proceedings of the Thirty-Ninth Annual ACM Symposium on Theory of Computing*. STOC ’07. San Diego, California, USA: Association for Computing Machinery, 2007, pp. 354–363. ISBN: 9781595936318. DOI: [10.1145/1250790.1250844](https://doi.org/10.1145/1250790.1250844). URL: <https://doi.org/10.1145/1250790.1250844>.
- [38] Li Zhang. “Proportional Response Dynamics in the Fisher Market”. In: *Theor. Comput. Sci.* 412.24 (May 2011), pp. 2691–2698. ISSN: 0304-3975. DOI: [10.1016/j.tcs.2010.06.021](https://doi.org/10.1016/j.tcs.2010.06.021). URL: <https://doi.org/10.1016/j.tcs.2010.06.021>.

A Section 3 Omitted Proofs

Proof (Proof of Lemma 1). The Lagrangian associated with $\max_{\mathbf{x}_i: \mathbf{x}_i \cdot \mathbf{p} \leq b_i} b_i \log(u_i(\mathbf{x}_i))$ is given by:

$$L(\mathbf{x}_i, \lambda, \boldsymbol{\mu}) = b_i \log(u_i(\mathbf{x}_i)) + \lambda (b_i - \mathbf{x}_i \cdot \mathbf{p}) + \boldsymbol{\mu}^T \mathbf{x}_i, \quad (69)$$

where $\lambda \in \mathbb{R}_+$ and $\boldsymbol{\mu} \in \mathbb{R}_+^m$ are slack variables.

Let $(\mathbf{x}_i^*, \lambda^*, \boldsymbol{\mu}^*)$ be an optimal solution to the Lagrangian. From the KKT stationarity condition for this Lagrangian [28], it holds that, for all $j \in [m]$,

$$\frac{b_i}{u_i(\mathbf{x}_i^*)} \left[\frac{\partial u_i}{\partial x_{ij}} \right]_{\mathbf{x}_i = \mathbf{x}_i^*} - \lambda^* p_j + \mu_j^* \doteq 0 \quad (70)$$

$$\frac{b_i}{u_i(\mathbf{x}_i^*)} \left[\frac{\partial u_i}{\partial x_{ij}} \right]_{\mathbf{x}_i = \mathbf{x}_i^*} x_{ij}^* - \lambda^* p_j x_{ij}^* + \mu_j^* x_{ij}^* = 0 \quad (71)$$

$$\frac{b_i}{u_i(\mathbf{x}_i^*)} \left[\frac{\partial u_i}{\partial x_{ij}} \right]_{\mathbf{x}_i = \mathbf{x}_i^*} x_{ij}^* - \lambda^* p_j x_{ij}^* = 0. \quad (72)$$

The penultimate line is obtained by multiplying both sides by x_{ij}^* , and the last line, by the KKT complementarity condition, namely $\mu_j^* x_{ij}^* = 0$.

Summing up across all $j \in [m]$ on both sides yields:

$$\frac{b_i}{u_i(\mathbf{x}_i^*)} \sum_{j \in [m]} \left[\frac{\partial u_i}{\partial x_{ij}} \right]_{\mathbf{x}_i = \mathbf{x}_i^*} x_{ij}^* - \lambda^* \sum_{j \in [m]} p_j x_{ij}^* = 0 \quad (73)$$

$$\frac{b_i}{u_i(\mathbf{x}_i^*)} u_i(\mathbf{x}_i^*) - \lambda^* \sum_{j \in [m]} p_j x_{ij}^* = 0 \quad (74)$$

$$b_i - \lambda^* b_i = 0 \quad (75)$$

$$\lambda^* = 1, \quad (76)$$

where the second line is obtained from Euler's theorem for homogeneous functions [30], and the last line, from the KKT complementarity condition again, namely $\lambda^* \left(\sum_{j \in [m]} b_i - p_j x_{ij}^* \right) = 0$.

Hence, plugging $\lambda^* = 1$ back into the Lagrangian restricted to \mathbb{R}_+^m , we get:

$$\max_{\mathbf{x}_i \in \mathbb{R}_+^m: \mathbf{x}_i \cdot \mathbf{p} \leq b_i} b_i \log(u_i(\mathbf{x}_i)) = \max_{\mathbf{x}_i \in \mathbb{R}_+^m} b_i \log(u_i(\mathbf{x}_i)) + \lambda^* (b_i - \mathbf{x}_i \cdot \mathbf{p}) \quad (77)$$

$$= \max_{\mathbf{x}_i \in \mathbb{R}_+^m} b_i \log(u_i(\mathbf{x}_i)) + b_i - \mathbf{x}_i \cdot \mathbf{p}. \quad (78)$$

Recall that the dual proposed by Cole and Tao [16] is given by:

$$\min_{\mathbf{p} \in \mathbb{R}_+^m} \sum_{j \in [m]} p_j + \sum_{i \in [n]} b_i \log(u_i(\mathbf{x}_i)) \quad (79)$$

This dual's optimal differs from the optimal value of the Eisenberg-Gale program by a constant factor (of $\sum_{i \in [n]} b_i$) as shown by the following example:

Example 2. Consider a linear Fisher market with only one good and one buyer with a utility of 1 for the good and a budget of 1 as well. The equilibrium of this market is given by $x_{11}^* = 1, p_1^* = 1$. The primal of the Eisenberg-Gale program thus evaluates to $b_1 \log(x_{11}^*) = (1) \log(1) = 0$, while the dual given by Cole and Tao evaluates to $1 \log(1) + 1 = 1$. Hence, the optimal primal value is not equal to the optimal dual value of the dual given by Cole and Tao, so this dual is not exactly the dual of the Eisenberg-Gale program.

B Danskin's Theorem and Section 4 Omitted Proofs

Danskin's theorem [18] offers insights into optimization problems of the form: $\min_{\mathbf{x} \in X} f(\mathbf{x}, \mathbf{p})$, where $X \subset \mathbb{R}^m$ is compact and non-empty. Among other things, Danskin's theorem allows us to compute the subdifferential of value of this optimization problem with respect to \mathbf{p} .

Theorem 12 (Danskin's Theorem [18]). *Consider an optimization problem of the form: $\min_{\mathbf{x} \in X} f(\mathbf{x}, \mathbf{p})$, where $X \subset \mathbb{R}^m$ is compact and non-empty. Suppose that X is convex and that f is concave in \mathbf{x} . Let $V(\mathbf{p}) = \min_{\mathbf{x} \in X} f(\mathbf{x}, \mathbf{p})$ and $X^*(\mathbf{p}) = \arg \min_{\mathbf{x} \in X} f(\mathbf{x}, \mathbf{p})$. Then the subdifferential of V at $\hat{\mathbf{p}}$ is given by $\partial_{\mathbf{p}} V(\hat{\mathbf{p}}) = \{\nabla_{\mathbf{p}} f(\mathbf{x}^*(\hat{\mathbf{p}}), \hat{\mathbf{p}}) \mid \mathbf{x}^*(\hat{\mathbf{p}}) \in X^*(\hat{\mathbf{p}})\}$.*

Proof (Proof of Lemma 5).

$$\min_{\mathbf{p} \in \mathbb{R}_+^m} \sum_{j \in [m]} p_j + \sum_{i \in [n]} (b_i \log(v_i(\mathbf{p}, b_i)) - b_i) \quad (80)$$

$$= \min_{\mathbf{p} \in \mathbb{R}_+^m} \sum_{j \in [m]} p_j + \sum_{i \in [n]} b_i \log(b_i v_i(\mathbf{p}, 1)) - \sum_{i \in [n]} b_i \quad (\text{Lemma 2}) \quad (81)$$

$$= \min_{\mathbf{p} \in \mathbb{R}_+^m} \left\{ \sum_{j \in [m]} p_j + \sum_{i \in [n]} b_i \log(v_i(\mathbf{p}, 1)) \right\} + \sum_{i \in [n]} b_i \log b_i - \sum_{i \in [n]} b_i \quad (82)$$

$$= \min_{\mathbf{p} \in \mathbb{R}_+^m} \left\{ \sum_{j \in [m]} p_j - \sum_{i \in [n]} b_i \log\left(\frac{1}{v_i(\mathbf{p}, 1)}\right) \right\} + \sum_{i \in [n]} b_i \log b_i - \sum_{i \in [n]} b_i \quad (83)$$

$$= \min_{\mathbf{p} \in \mathbb{R}_+^m} \left\{ \sum_{j \in [m]} p_j - \sum_{i \in [n]} b_i \log(e_i(\mathbf{p}, 1)) \right\} + \sum_{i \in [n]} b_i \log b_i - \sum_{i \in [n]} b_i \quad (\text{Lemma 4}) \quad (84)$$

$$= \min_{\mathbf{p} \in \mathbb{R}_+^m} \left\{ \sum_{j \in [m]} p_j - \sum_{i \in [n]} b_i \log(\partial_{\nu_i} e_i(\mathbf{p}, \nu_i)) \right\} + \sum_{i \in [n]} b_i \log b_i - \sum_{i \in [n]} b_i \quad (\text{Lemma 3}) \quad (85)$$

C Section 6 Omitted Proofs

We first prove that by setting γ to be 5 times the maximum demand for any good throughout the entropic tâtonnement process, we can bound the change in the prices of goods in each round. We will use the fact that the change in the price of each good is bounded as an assumption in most of the following results.

Lemma 9. *Suppose that entropic tâtonnement process is run with $\gamma = 5 \max_{\substack{t \in \mathbb{N} \\ j \in [m]}} \{x_j^t\}$, then the following holds for all $t \in \mathbb{N}$:*

$$e^{-\frac{1}{5}} p_j^t \leq p_j^{t+1} \leq e^{\frac{1}{5}} p_j^t \text{ and } \frac{|\Delta p_j|}{p_j} \leq \frac{1}{4} \quad (86)$$

Proof (Proof of Lemma 9). The price of a good can at most increase by a factor of $e^{\frac{1}{5}}$:

$$p_j^{t+1} = p_j^t \exp \left\{ \frac{z_j(\mathbf{p}^t)}{5 \max_{\substack{t \in \mathbb{N} \\ j \in [m]}} \{x_j^t\}} \right\} = p_j^t \exp \left\{ \frac{x_j^t - 1}{5 \max_{\substack{t \in \mathbb{N} \\ j \in [m]}} \{x_j^t\}} \right\} \leq p_j^t \exp \left\{ \frac{x_j^t}{5 \max_{\substack{t \in \mathbb{N} \\ j \in [m]}} \{x_j^t\}} \right\} = p_j^t e^{\frac{1}{5}} \quad (87)$$

and decrease by a factor of $e^{-\frac{1}{5}}$:

$$p_j^{t+1} = p_j^t \exp \left\{ \frac{z_j(\mathbf{p}^t)}{5 \max_{\substack{t \in \mathbb{N} \\ j \in [m]}} \{x_j^t\}} \right\} = p_j^t \exp \left\{ \frac{x_j^t - 1}{5 \max_{\substack{t \in \mathbb{N} \\ j \in [m]}} \{x_j^t\}} \right\} \geq p_j^t \exp \left\{ \frac{-1}{5 \max_{t \in \mathbb{N}, j \in [m]} \{x_j^t\}} \right\} = p_j^t e^{-\frac{1}{5}} \quad (88)$$

Hence, we have $e^{-\frac{1}{5}} p_j^t \leq p_j^{t+1} \leq e^{\frac{1}{5}} p_j^t$. subtracting p_j^t from both sides and dividing by p_j^t , we obtain:

$$\frac{|\Delta p_j|}{p_j^t} = \frac{|p_j^{t+1} - p_j^t|}{p_j^t} \leq e^{1/5} - 1 \leq \frac{1}{4} \quad (89)$$

The following two results are due to Cheung, Cole, and Devanur [12]. We include their proofs for completeness .

Lemma 10. [12] For all $j \in [m]$:

$$\frac{1}{b_i} \sum_{j \in [m]} \sum_{k \in [m]} x_{ij}^t x_{ik}^t |\Delta p_j| |\Delta p_k| \leq \sum_{l \in [m]} \frac{x_{il}^t}{p_l^t} (\Delta p_l)^2 \quad (90)$$

Proof (Proof of Lemma 10). First, note that by Walras' law we have $b_i = \sum_{k \in [m]} x_{ik}^t p_k^t$:

$$b_i \sum_{l \in [m]} \frac{x_{il}^t}{p_l^t} (\Delta p_l)^2 = \sum_{l \in [m]} \frac{\left(\sum_{k \in [m]} x_{ik}^t p_k^t \right) x_{il}^t}{p_l^t} (\Delta p_l)^2 \quad (91)$$

$$= \sum_{l \in [m]} \sum_{k \in [m]} x_{il}^t x_{ik}^t \frac{p_k^t}{p_l^t} (\Delta p_l)^2 \quad (92)$$

$$= \sum_{l \in [m]} (x_{il}^t)^2 (\Delta p_l)^2 + \sum_{l \in [m]} \sum_{k \neq l} x_{il}^t x_{ik}^t \frac{p_k^t}{p_l^t} (\Delta p_l)^2 \quad (93)$$

$$= \sum_{l \in [m]} (x_{il}^t)^2 (\Delta p_l)^2 + \sum_{k \in [m]} \sum_{k \leq l} x_{ik}^t x_{il}^t \left(\frac{p_k^t}{p_l^t} (\Delta p_l)^2 + \frac{p_l^t}{p_k^t} (\Delta p_k)^2 \right) \quad (94)$$

Now, we apply the AM-GM inequality:

$$b_i \sum_{l \in [m]} \frac{x_{il}^t}{p_l^t} (\Delta p_l)^2 \geq \sum_{l \in [m]} (x_{il}^t)^2 (\Delta p_l)^2 + \sum_{k < l} x_{ik}^t x_{il}^t (2|\Delta p_l| |\Delta p_k|) \quad (95)$$

$$= \sum_{j \in [m]} \sum_{k \in [m]} x_{ij}^t x_{ik}^t |\Delta p_j| |\Delta p_k| \quad (96)$$

Lemma 11. [12] Suppose that for all $j \in [m]$, $\frac{|\Delta p_j|}{p_j^t} \leq \frac{1}{4}$, then:

$$\frac{(\Delta p_j)^2}{p_j^t} \leq \frac{9}{2} \delta_{\text{KL}}(p_j^t + \Delta p_j, p_j^t) \quad (97)$$

Proof (Proof of Lemma 11). The bound $\log(x) \geq x - \frac{11}{18}x^2$ for $|x| \leq \frac{1}{4}$ is used below:

$$\delta_{\text{KL}}(p_j^t + \Delta p_j, p_j^t) = (p_j^t + \Delta p_j)(\log(p_j^t + \Delta p_j)) - (p_j^t + \Delta p_j - p_j^t \log(p_j) + p_j^t - \log(p_j^t) \Delta p_j) \quad (98)$$

$$= -\Delta p_j + (p_j^t + \Delta p_j) \log \left(1 + \frac{\Delta p_j}{p_j^t} \right) \quad (99)$$

$$\geq -\Delta p_j + (p_j^t + \Delta p_j) \log \left(\frac{\Delta p_j}{p_j^t} - \frac{11}{18} \frac{(\Delta p_j)^2}{(p_j^t)^2} \right) \quad (100)$$

$$= \frac{7}{18} \frac{(\Delta p_j)^2}{p_j^t} \left(1 - \frac{11}{7} \frac{\Delta p_j}{p_j^t} \right) \quad (101)$$

$$= \frac{7}{18} \frac{17}{28} \frac{(\Delta p_j)^2}{p_j^t} \quad (102)$$

$$\geq \frac{2}{9} \frac{(\Delta p_j)^2}{p_j^t} \quad (103)$$

The following lemma allows us to relate the change in prices to the KL-divergence.

An important result in microeconomics is the **law of demand** which states that when the price of a good increases, the Hicksian demand for that good decreases in a very general setting of utility functions [29, 31]. We state a weaker version of the law of demand which is re-formulated to fit the tâtonnement framework.

Lemma 12 (Law of Demand). [29, 31] *Suppose that $\forall j \in [m], t \in \mathbb{N}, p_j^t, p_j^{t+1} \geq 0$ and u_i is continuous and concave. Then, $\sum_{j \in [m]} \Delta p_j (h_{ij}^{t+1} - h_{ij}^t) \leq 0$.*

A simple corollary of the law of demand which is used throughout the rest of this paper is that, during tâtonnement, the change in expenditure of the next time period is always less than or equal to the change in expenditure of the previous time period's.

Corollary 2. *Suppose that $\forall t \in \mathbb{N}, j \in [m], p_j^t, p_j^{t+1} \geq 0$ and u_i is continuous and concave then $\forall t \in \mathbb{N}, \sum_{j \in [m]} \Delta p_j h_{ij}^{t+1} \leq \sum_{j \in [m]} \Delta p_j h_{ij}^t$.*

The following lemma simply restates an essential fact about expenditure functions and Hicksian demand, namely that the Hicksian demand is the minimizer of the expenditure function.

Lemma 13. *Suppose that $\forall j \in [m], p_j^t, t \in \mathbb{N} h_{ij}^t, h_{ij}^{t+1} \geq 0$ and u_i is continuous and concave then $\sum_{j \in [m]} h_{ij}^t p_j^t \leq \sum_{j \in [m]} h_{ij}^{t+1} p_j^t$.*

Proof (Proof of Lemma 13). For the sake of contradiction, assume that $\sum_{j \in [m]} h_{ij}^t p_j^t > \sum_{j \in [m]} h_{ij}^{t+1} p_j^t$. By the definition of the Hicksian demand, we know that the bundle h_{ij}^t provides the buyer with one unit of utility. Recall that the expenditure at any price \mathbf{p} is equal to the sum of the product of the Hicksian demands and prices, that is $e_i(\mathbf{p}, 1) = \sum_{j \in [m]} h_{ij}(\mathbf{p}, 1) p_j$. Hence, we have $e_i(p_j^t, 1) = \sum_{j \in [m]} h_{ij}^t p_j^t > \sum_{j \in [m]} h_{ij}^{t+1} p_j^t = e_i(\mathbf{p}^t, 1)$, a contradiction.

The following lemma in conjunction with Corollary 2 and Lemma 13 are key in proving that Lemma 7 holds allowing us to establish convergence of tâtonnement in a general setting of utility functions. Additionally, the lemma relates the Marshallian demand of homogeneous utility functions to their Hicksian demand by taking advantage of Lemma 2.

Lemma 14. *Suppose that u_i is CSCH, then the following holds:*

$$\forall j \in [m] \quad d_{ij}(\mathbf{p}, b_i) = \frac{b_i h_{ij}(\mathbf{p}, 1)}{\sum_{j \in [m]} h_{ij}(\mathbf{p}, 1) p_j} \quad (104)$$

Proof (Proof of Lemma 14). We note that when utility function u_i is strictly concave, the Marshallian and Hicksian demand are unique making the following equalities well-defined.

$$\frac{b_i h_{ij}(\mathbf{p}, 1)}{\sum_{j \in [m]} h_{ij}(\mathbf{p}, 1) p_j} = \frac{b_i h_{ij}(\mathbf{p}, 1)}{e_i(\mathbf{p}, 1)} \quad (\text{Definition of expenditure function}) \quad (105)$$

$$= b_i v_i(\mathbf{p}, 1) h_{ij}(\mathbf{p}, 1) \quad (\text{Lemma 4}) \quad (106)$$

$$= v_i(\mathbf{p}, b_i) h_{ij}(\mathbf{p}, 1) \quad (\text{Lemma 2}) \quad (107)$$

$$= h_{ij}(\mathbf{p}, v_i(\mathbf{p}, b_i)) \quad (\text{Lemma 2}) \quad (108)$$

$$= d_{ij}(\mathbf{p}, b_i) \quad (\text{Marshallian Demand Identity Equation (3)}) \quad (109)$$

Lemma 15. Suppose that $\frac{|\Delta p_j|}{p_j^t} \leq \frac{1}{4}$, then

$$b_i \log \left(1 - \frac{\sum_{j \in [m]} h_{ij}^{t+1} \Delta p_j}{\sum_{j \in [m]} h_{ij}^{t+1} p_j^t} \left(1 + \frac{\sum_{j \in [m]} h_{ij}^{t+1} \Delta p_j}{\sum_{j \in [m]} h_{ij}^{t+1} p_j^t} \right)^{-1} \right) \leq \frac{4}{3} \sum_{j \in [m]} x_{ij}^t \left(\frac{(\Delta p_j)^2}{p_j^t} \right) - \sum_{j \in [m]} \Delta p_j \left(\frac{b_i h_{ij}^{t+1}}{\sum_{j \in [m]} h_{ij}^{t+1} p_j^t} \right) \quad (110)$$

Proof (Proof of Lemma 15). First, we note that $\sum_{j \in [m]} h_{ij}^{t+1} p_j^t > 0$ because prices during our tâtonnement rule reach 0 only asymptotically; and likewise, prices reach ∞ only asymptotically, which implies that Hicksian demand is always strictly positive. This fact will come handy, as we divide some expressions by $\sum_{j \in [m]} h_{ij}^{t+1} p_j^t$.

Fix t and i . Since by our assumptions $|\Delta p_j| \leq \frac{p_j^t}{4}$, we have $0 \leq \frac{|\sum_{j \in [m]} h_{ij}^{t+1} \Delta p_j|}{\sum_{j \in [m]} h_{ij}^{t+1} p_j^t} \leq \frac{1}{4} \frac{\sum_{j \in [m]} h_{ij}^{t+1} p_j^t}{\sum_{j \in [m]} h_{ij}^{t+1} p_j^t} \leq \frac{1}{4}$.

We can then use the bound $1 - x(1+x)^{-1} \leq 1 + \frac{4}{3}x^2 - x$, for $0 \leq |x| \leq \frac{1}{4}$, with $x = \frac{\sum_{j \in [m]} h_{ij}^{t+1} \Delta p_j}{\sum_{j \in [m]} h_{ij}^{t+1} p_j^t}$, to get:

$$b_i \log \left(1 - \frac{\sum_{j \in [m]} h_{ij}^{t+1} \Delta p_j}{\sum_{j \in [m]} h_{ij}^{t+1} p_j^t} \left(1 + \frac{\sum_{j \in [m]} h_{ij}^{t+1} \Delta p_j}{\sum_{j \in [m]} h_{ij}^{t+1} p_j^t} \right)^{-1} \right) \quad (111)$$

$$\leq b_i \log \left(1 + \frac{4}{3} \left(\frac{\sum_{j \in [m]} h_{ij}^{t+1} \Delta p_j}{\sum_{j \in [m]} h_{ij}^{t+1} p_j^t} \right) \left(\frac{\sum_{k \in [m]} h_{ik}^{t+1} \Delta p_k}{\sum_{k \in [m]} h_{ik}^{t+1} p_k^t} \right) - \frac{\sum_{j \in [m]} h_{ij}^{t+1} \Delta p_j}{\sum_{j \in [m]} h_{ij}^{t+1} p_j^t} \right) \quad (112)$$

We now use the bound $x \geq \log(1+x)$, with $x = \frac{4}{3} \left(\frac{\sum_{j \in [m]} h_{ij}^{t+1} \Delta p_j}{\sum_{j \in [m]} h_{ij}^{t+1} p_j^t} \right) \left(\frac{\sum_{k \in [m]} h_{ik}^{t+1} \Delta p_k}{\sum_{k \in [m]} h_{ik}^{t+1} p_k^t} \right) - \frac{\sum_{j \in [m]} h_{ij}^{t+1} \Delta p_j}{\sum_{j \in [m]} h_{ij}^{t+1} p_j^t}$ to get:

$$b_i \log \left(1 + \frac{4}{3} \left(\frac{\sum_{j \in [m]} h_{ij}^{t+1} \Delta p_j}{\sum_{j \in [m]} h_{ij}^{t+1} p_j^t} \right) \left(\frac{\sum_{k \in [m]} h_{ik}^{t+1} \Delta p_k}{\sum_{k \in [m]} h_{ik}^{t+1} p_k^t} \right) - \frac{\sum_{j \in [m]} h_{ij}^{t+1} \Delta p_j}{\sum_{j \in [m]} h_{ij}^{t+1} p_j^t} \right) \quad (113)$$

$$\leq b_i \left(\frac{4}{3} \left(\frac{\sum_{j \in [m]} h_{ij}^{t+1} \Delta p_j}{\sum_{j \in [m]} h_{ij}^{t+1} p_j^t} \right) \left(\frac{\sum_{k \in [m]} h_{ik}^{t+1} \Delta p_k}{\sum_{k \in [m]} h_{ik}^{t+1} p_k^t} \right) - \frac{\sum_{j \in [m]} h_{ij}^{t+1} \Delta p_j}{\sum_{j \in [m]} h_{ij}^{t+1} p_j^t} \right) \quad (114)$$

$$= \frac{4}{3} b_i \left(\frac{\sum_{j \in [m]} h_{ij}^{t+1} \Delta p_j}{\sum_{j \in [m]} h_{ij}^{t+1} p_j^t} \right) \left(\frac{\sum_{k \in [m]} h_{ik}^{t+1} \Delta p_k}{\sum_{k \in [m]} h_{ik}^{t+1} p_k^t} \right) - b_i \left(\frac{\sum_{j \in [m]} h_{ij}^{t+1} \Delta p_j}{\sum_{j \in [m]} h_{ij}^{t+1} p_j^t} \right) \quad (115)$$

$$\leq \frac{4}{3} b_i \left(\frac{\sum_{j \in [m]} h_{ij}^{t+1} \Delta p_j}{\sum_{j \in [m]} h_{ij}^t p_j^t} \right) \left(\frac{\sum_{k \in [m]} h_{ik}^{t+1} \Delta p_k}{\sum_{k \in [m]} h_{ik}^t p_k^t} \right) - b_i \left(\frac{\sum_{j \in [m]} h_{ij}^{t+1} \Delta p_j}{\sum_{j \in [m]} h_{ij}^{t+1} p_j^t} \right) \quad (\text{Lemma 13}) \quad (116)$$

$$\leq \frac{4}{3} b_i \left(\frac{\sum_{j \in [m]} h_{ij}^t \Delta p_j}{\sum_{j \in [m]} h_{ij}^t p_j^t} \right) \left(\frac{\sum_{k \in [m]} h_{ik}^t \Delta p_k}{\sum_{k \in [m]} h_{ik}^t p_k^t} \right) - b_i \left(\frac{\sum_{j \in [m]} h_{ij}^{t+1} \Delta p_j}{\sum_{j \in [m]} h_{ij}^{t+1} p_j^t} \right) \quad (\text{Corollary 2}) \quad (117)$$

$$= \frac{4}{3} \frac{1}{b_i} \left(\sum_{j \in [m]} \Delta p_j \frac{b_i h_{ij}^t}{\sum_{j \in [m]} h_{ij}^t p_j^t} \right) \left(\sum_{k \in [m]} \Delta p_k \frac{b_i h_{ik}^t}{\sum_{k \in [m]} h_{ik}^t p_k^t} \right) - \sum_{j \in [m]} \Delta p_j \left(\frac{b_i h_{ij}^{t+1}}{\sum_{j \in [m]} h_{ij}^{t+1} p_j^t} \right) \quad (118)$$

$$= \frac{4}{3} \frac{1}{b_i} \left(\sum_{j \in [m]} \Delta p_j x_{ij}^t \right) \left(\sum_{k \in [m]} \Delta p_k x_{ik}^t \right) - \sum_{j \in [m]} \Delta p_j \left(\frac{b_i h_{ij}^{t+1}}{\sum_{j \in [m]} h_{ij}^{t+1} p_j^t} \right) \quad (\text{Lemma 14}) \quad (119)$$

$$\leq \frac{4}{3} \frac{1}{b_i} \sum_{j \in [m]} \sum_{k \in [m]} x_{ij}^t x_{ik}^t |\Delta p_j| |\Delta p_k| - \sum_{j \in [m]} \Delta p_j \left(\frac{b_i h_{ij}^{t+1}}{\sum_{j \in [m]} h_{ij}^{t+1} p_j^t} \right) \quad (120)$$

$$\leq \frac{4}{3} \sum_{j \in [m]} x_{ij}^t \left(\frac{(\Delta p_j)^2}{p_j^t} \right) - \sum_{j \in [m]} \Delta p_j \left(\frac{b_i h_{ij}^{t+1}}{\sum_{j \in [m]} h_{ij}^{t+1} p_j^t} \right) \quad (\text{Lemma 10}) \quad (121)$$

Proof (Proof of Lemma 7).

$$\varphi(\mathbf{p}^{t+1}) - \ell_\varphi(\mathbf{p}^{t+1}, \mathbf{p}^t) \quad (122)$$

$$= \varphi(\mathbf{p}^{t+1}) - \varphi(\mathbf{p}^t) + z(\mathbf{p}^t) \cdot (\mathbf{p}^{t+1} - \mathbf{p}^t) \quad (123)$$

$$= \sum_{j \in [m]} (p_j^t + \Delta p_j) - \sum_{i \in [n]} b_i \log(e_i(\mathbf{p}^t + \Delta \mathbf{p}, 1)) - \sum_{j \in [m]} p_j^t + \sum_{i \in [n]} b_i \log(e_i(\mathbf{p}^t, 1)) + \sum_{j \in [m]} z_j(\mathbf{p}^t) \Delta p_j \quad (124)$$

$$= \sum_{j \in [m]} (p_j^t + \Delta p_j) - \sum_{i \in [n]} b_i \log(e_i(\mathbf{p}^t + \Delta \mathbf{p}, 1)) - \sum_{j \in [m]} p_j^t + \sum_{i \in [n]} b_i \log(e_i(\mathbf{p}^t, 1)) + \sum_{j \in [m]} (x_j^t - 1) \Delta p_j \quad (125)$$

$$= \sum_{j \in [m]} \Delta p_j x_j^t - \sum_{i \in [n]} b_i \log(e_i(\mathbf{p}^t + \Delta \mathbf{p}, 1)) + \sum_{i \in [n]} b_i \log(e_i(\mathbf{p}^t, 1)) \quad (126)$$

$$= \sum_{j \in [m]} \Delta p_j x_j^t + \sum_{i \in [n]} b_i \log\left(\frac{e_i(\mathbf{p}^t, 1)}{e_i(\mathbf{p}^t + \Delta \mathbf{p}, 1)}\right) \quad (127)$$

Recall that the expenditure at any price \mathbf{p} is equal to the sum of the product of the Hicksian demands and the prices; that is, $e_i(\mathbf{p}^t, 1) = \sum_{j \in [m]} h_{ij}^t p_j^t$. We then have:

$$\sum_{j \in [m]} \Delta p_j x_j^t + \sum_{i \in [n]} b_i \log\left(\frac{e_i(\mathbf{p}^t, 1)}{e_i(\mathbf{p}^t + \Delta \mathbf{p}, 1)}\right) \quad (128)$$

$$= \sum_{j \in [m]} \Delta p_j x_j^t + \sum_{i \in [n]} b_i \log\left(\frac{\sum_{j \in [m]} h_{ij}^t p_j^t}{\sum_{j \in [m]} h_{ij}^{t+1} (p_j^t + \Delta p_j)}\right) \quad (129)$$

$$= \sum_{j \in [m]} \Delta p_j x_j^t + \sum_{i \in [n]} b_i \log\left(\frac{\sum_{j \in [m]} h_{ij}^t p_j^t}{\sum_{j \in [m]} h_{ij}^{t+1} p_j^t + \sum_{j \in [m]} h_{ij}^{t+1} \Delta p_j}\right) \quad (130)$$

$$\leq \sum_{j \in [m]} \Delta p_j x_j^t + \sum_{i \in [n]} b_i \log\left(\frac{\sum_{j \in [m]} h_{ij}^{t+1} p_j^t}{\sum_{j \in [m]} h_{ij}^{t+1} p_j^t + \sum_{j \in [m]} h_{ij}^{t+1} \Delta p_j}\right) \quad (\text{Lemma 13}) \quad (131)$$

$$= \sum_{j \in [m]} \Delta p_j x_j^t + \sum_{i \in [n]} b_i \log\left(1 - \frac{\sum_{j \in [m]} h_{ij}^{t+1} \Delta p_j}{\sum_{j \in [m]} h_{ij}^{t+1} p_j^t} \left(1 + \frac{\sum_{j \in [m]} h_{ij}^{t+1} \Delta p_j}{\sum_{j \in [m]} h_{ij}^{t+1} p_j^t}\right)^{-1}\right), \quad (132)$$

where the last line is obtained by simply noting that $\forall a, b \in \mathbb{R}, \frac{a}{a+b} = 1 - \frac{b}{a} \left(1 + \frac{b}{a}\right)^{-1}$. Continuing,

$$\sum_{j \in [m]} \Delta p_j x_j^t + \sum_{i \in [n]} b_i \log\left(1 - \frac{\sum_{j \in [m]} h_{ij}^{t+1} \Delta p_j}{\sum_{j \in [m]} h_{ij}^{t+1} p_j^t} \left(1 + \frac{\sum_{j \in [m]} h_{ij}^{t+1} \Delta p_j}{\sum_{j \in [m]} h_{ij}^{t+1} p_j^t}\right)^{-1}\right) \quad (133)$$

$$\leq \sum_{j \in [m]} \Delta p_j x_j^t + \sum_{i \in [n]} \left[\frac{4}{3} \sum_{j \in [m]} x_{ij}^t \left(\frac{(\Delta p_j)^2}{p_j^t}\right) - \sum_{j \in [m]} \Delta p_j \left(\frac{b_i h_{ij}^{t+1}}{\sum_{j \in [m]} h_{ij}^{t+1} p_j^t}\right) \right] \quad (\text{Lemma 15}) \quad (134)$$

$$= \sum_{j \in [m]} \sum_{i \in [n]} \Delta p_j x_{ij}^t - \sum_{i \in [n]} \sum_{j \in [m]} \Delta p_j \left(\frac{b_i h_{ij}^{t+1}}{\sum_{j \in [m]} h_{ij}^{t+1} p_j^t}\right) + \frac{4}{3} \sum_{i \in [n]} \sum_{j \in [m]} x_{ij}^t \left(\frac{(\Delta p_j)^2}{p_j^t}\right) \quad (135)$$

$$= \sum_{j \in [m]} \sum_{i \in [n]} \Delta p_j \left(\frac{b_i h_{ij}^t}{\sum_{j \in [m]} h_{ij}^t p_j^t}\right) - \sum_{i \in [n]} \sum_{j \in [m]} \Delta p_j \left(\frac{b_i h_{ij}^{t+1}}{\sum_{j \in [m]} h_{ij}^{t+1} p_j^t}\right) + \frac{4}{3} \sum_{i \in [n]} \sum_{j \in [m]} x_{ij}^t \left(\frac{(\Delta p_j)^2}{p_j^t}\right) \quad (\text{Lemma 14}) \quad (136)$$

$$= \sum_{i \in [n]} \sum_{j \in [m]} \left[\frac{b_i \Delta p_j h_{ij}^t}{\sum_{l \in [m]} h_{il}^t p_l^t} - \frac{b_i \Delta p_j h_{ij}^{t+1}}{\sum_{r \in [m]} h_{ir}^{t+1} p_r^t} \right] + \frac{4}{3} \sum_{i \in [n]} \sum_{j \in [m]} x_{ij}^t \left(\frac{(\Delta p_j)^2}{p_j^t}\right) \quad (137)$$

$$= \sum_{i \in [n]} \sum_{j \in [m]} \left[\frac{b_i \Delta p_j h_{ij}^t \left(\sum_{k \in [m]} h_{ik}^{t+1} p_k^t \right) - b_i \Delta p_j h_{ij}^{t+1} \left(\sum_{k \in [m]} h_{ik}^t p_k^t \right)}{\left(\sum_{l \in [m]} h_{il}^t p_l^t \right) \left(\sum_{r \in [m]} h_{ir}^{t+1} p_r^t \right)} \right] + \frac{4}{3} \sum_{i \in [n]} \sum_{j \in [m]} x_{ij}^t \left(\frac{(\Delta p_j)^2}{p_j^t} \right) \quad (138)$$

$$= \frac{\sum_{i,j,k} (b_i \Delta p_j h_{ik}^{t+1} h_{ij}^t p_k^t) - \sum_{i,j,k} (b_i \Delta p_j h_{ij}^{t+1} h_{ik}^t p_k^t)}{\left(\sum_{l \in [m]} h_{il}^t p_l^t \right) \left(\sum_{r \in [m]} h_{ir}^{t+1} p_r^t \right)} + \frac{4}{3} \sum_{i \in [n]} \sum_{j \in [m]} x_{ij}^t \left(\frac{(\Delta p_j)^2}{p_j^t} \right) \quad (139)$$

$$= 0 + \frac{4}{3} \sum_{i \in [n]} \sum_{j \in [m]} x_{ij}^t \left(\frac{(\Delta p_j)^2}{p_j^t} \right) \quad (140)$$

$$= \frac{4}{3} \sum_{j \in [m]} \left[x_j^t \left(\frac{(\Delta p_j)^2}{p_j^t} \right) \right] \quad (141)$$

$$= \frac{4}{3} \sum_{j \in [m]} x_j^t \left(\frac{9}{2} \right) \delta_{\text{KL}}(p_j^t + \Delta p_j, p_j^t) \quad (\text{Lemma 11}) \quad (142)$$

$$= 6 \sum_{j \in [m]} x_j^t \delta_{\text{KL}}(p_j^t + \Delta p_j, p_j^t) \quad (143)$$

$$\leq 6 \max_{\substack{j \in [m] \\ t \in \mathbb{N}}} \{x_j^t\} \sum_{j \in [m]} \delta_{\text{KL}}(p_j^t + \Delta p_j, p_j^t) \quad (144)$$

$$= 6 \max_{\substack{j \in [m] \\ t \in \mathbb{N}}} \{x_j^t\} \delta_{\text{KL}}(\mathbf{p}^t + \Delta \mathbf{p}, \mathbf{p}^t) \quad (145)$$

Lemma 16. *Suppose that the entropic tâtonnement process is run on a gross complements CCH Fisher markets with $\gamma = 5 \max_{t \in \mathbb{N}, j \in [m]} \{x_j^t\}$, then the change in the demand for any good j in one iteration is bounded such that:*

$$\forall j \in [m] \quad e^{\frac{1}{5}} x_j^t \geq x_j^{t+1} \geq e^{-\frac{1}{5}} x_j^t \quad (146)$$

Proof (Proof of Lemma 16). Since in gross complements markets the demand for a good j increases when the price p_k of other goods $k \neq j$ decrease, the most that the demand of good j can increase in one iteration is when the prices of all goods decrease. By Lemma 9, our tâtonnement update rule ensures that in one iteration prices do not change more than $e^{-\frac{1}{5}} p_j^t \leq p_j^{t+1} \leq e^{\frac{1}{5}} p_j^t$. Thus, we can bound the increase in the demand of a good j due to changes in the prices of all other goods in one round as follows:

$$x_j^{t+1} = \sum_{i \in [n]} d_{ij}(\mathbf{p}^{t+1}, b_i) \quad (147)$$

$$\leq \sum_{i \in [n]} d_{ij}(e^{-\frac{1}{5}} \mathbf{p}^t, b_i) \quad (148)$$

$$= \sum_{i \in [n]} \arg \max_{\mathbf{x}_i: \mathbf{x}_i \cdot e^{-\frac{1}{5}} \mathbf{p}^t \leq b_i} u_i(\mathbf{x}_i) \quad (149)$$

$$= \sum_{i \in [n]} \arg \max_{\mathbf{x}_i: \mathbf{x}_i \cdot \mathbf{p}^t \leq e^{\frac{1}{5}} b_i} u_i(\mathbf{x}_i) \quad (150)$$

$$= \sum_{i \in [n]} d_{ij}(\mathbf{p}^t, e^{\frac{1}{5}} b_i) \quad (151)$$

$$= e^{\frac{1}{5}} \sum_{i \in [n]} d_{ij}(\mathbf{p}^t, b_i) \quad (\text{Lemma 2}) \quad (152)$$

$$= e^{\frac{1}{5}} x_j^t \quad (153)$$

Similarly, the demand for j decreases the most when the prices of all goods go up by a factor of $e^{\frac{1}{5}}$, hence the maximum decrease of the demand for good j in one iteration is by a factor of $e^{-\frac{1}{5}}$.

Using the result obtained in Lemma 16, we bound the demand for any good throughout the tâtonnement algorithm. We also include a comparison of our bound to Cheung, Cole, and Devanur's bound for Leontief markets.

Lemma 17. *For all gross complements CCH Fisher markets, if the entropic tâtonnement process is run such that for all goods $\frac{|\Delta p_j|}{p_j^t} \leq \frac{1}{4}$ holds, then the demand for any good $j \in [m]$ during the algorithm is bounded such that:*

$$\max_{t \in \mathbb{N}} \{x_j^t\} \leq \max_{k \in [m]} \frac{x_j^0}{x_k^0}. \quad (154)$$

Proof (Proof of Lemma 17).

By the definition of the tâtonnement process if the demand of a good is under 1, its price must decrease and if the demand of a good is over 1, its price must increase. Since we are dealing with gross complement markets, a decrease in the price of any good leads to an increase in the demand for good j . This also means that if the demand of all goods is over 1, then the demand of all goods must decrease in the next iteration. We proceed with proof by cases.

Case 1: There exists a good whose initial demand is under 1, i.e., $\exists k \in [m]$ s.t. $x_k^0 < 1$

We want to find the highest demand for good j when there exists a good whose initial demand is less than 1. From Lemma 16, we know that the demand of good j increases the most in one round when the prices of all goods decreases by a factor of $e^{-\frac{1}{5}}$. We can then upper bound the maximum demand for good j when there exists a good whose demand is under 1 by decreasing the prices of all goods by a factor of $e^{-\frac{1}{5}}$ repeatedly until the demand for all goods exceeds 1. Let $k \in \mathbb{N}$ be the number of iteration necessary until the demand of all goods exceeds 1, we want to find $k \in \mathbb{N}$ such that $(e^{\frac{1}{5}})^k \min_{j \in [m]} x_j^0 \geq 1$. That is, we want to figure out how many iterations it will take until the demand of the good with the minimum initial demand exceeds 1:

$$e^{(\frac{1}{5})^k} \min_{j \in [m]} x_j^0 \geq 1 \quad (155)$$

$$e^{\frac{k}{5}} \min_{j \in [m]} x_j^0 \geq 1 \quad (156)$$

$$e^{\frac{k}{5}} \geq \frac{1}{\min_{j \in [m]} x_j^0} \quad (157)$$

$$\frac{k}{5} \geq \log \left(\frac{1}{\min_{j \in [m]} x_j^0} \right) \quad (158)$$

$$k \geq -5 \log \left(\min_{j \in [m]} x_j^0 \right) \quad (159)$$

where $\min_{j \in [m]} x_j^0 > 0$ since for gross complements markets the demand for any good can only be 0 if the price is infinite which is impossible by our update rule. Note that since we are dealing with discrete update steps the number of iterations that can maximally increase the demand of good j is $\lceil -5 \log(\min_{j \in [m]} x_j^0) \rceil$. We can overestimate this quantity by simply noting $\lceil -5 \log(\min_{j \in [m]} x_j^0) \rceil \leq -5 \log(\min_{j \in [m]} x_j^0) + 1$.

Hence, combining these number of iteration with the increase factor, we can obtain the the highest value the demand of good j can reach throughout tâtonnement:

$$e^{(\frac{1}{5})^k} x_j^0 = e^{(\frac{1}{5})^{-5 \log(\min_{k \in [m]} x_k^0) + 1}} x_j^0 \quad (160)$$

$$= e^{\frac{1}{5}} \frac{x_j^0}{\min_{k \in [m]} x_k^0} \quad (161)$$

$$= e^{\frac{1}{5}} \max_{k \in [m]} \frac{x_j^0}{x_k^0} \quad (162)$$

$$\leq 2 \max_{k \in [m]} \frac{x_j^0}{x_k^0} \quad (163)$$

where $\min_{j \in [m]} x_j^0 > 0$ once again.

The above demand for good j is maximal because it takes into account the worst amount by which the demand for good j can increase in each iteration, which combined with the associated maximum number of iterations gives the upper bound on the demand of good j throughout the algorithm.

Case 2: All goods have initial demand greater than or equal to 1, i.e., $\forall j \in [m], x_j^0 \geq 1$

From Lemma 16, we know that the most that the demand of any good $k \in [m]$ can decrease is by a factor of $e^{-\frac{1}{5}}$. Hence, in the worst case the demand of any good can decrease to at most $e^{-\frac{1}{5}}$. In that case, in the round following the decrease in the demand, the demand of good j can at most increase to $e^{\frac{1}{5}} x_j^0$. Such an update would, however, also require the demand of other goods to go over 1 since $e^{-\frac{1}{5}} e^{\frac{1}{5}} = 1$. This means that there can only be one iteration of such a maximal update. As a result, when the demand of all goods is over 1, the demand throughout the algorithm is bounded by:

$$x_j^t \leq e^{\frac{1}{5}} x_j^0 \leq 2x_j^0 \quad (164)$$

This gives us an overall bound for the highest the demand of any good j can reach :

$$x_j^t \leq \max \left\{ 2x_j^0, 2 \max_{k \in [m]} \frac{x_j^0}{x_k^0} \right\} \quad (165)$$

$$\leq 2 \max \left\{ x_j^0, \max_{k \in [m]} \frac{x_j^0}{x_k^0} \right\} \quad (166)$$

$$\leq 2 \max_{k \in [m]} \frac{x_j^0}{x_k^0} \quad (167)$$

where $\min_{j \in [m]} x_j^0 > 0$.

Comparison to Leontief Demand Upper Bound

For Leontief markets, Cheung, Cole, and Devanur gave a $\max_k \frac{w_{ij}}{w_{ik}}$ upper bound, for arbitrary $i \in [n]$, on the value of the demand of j throughout tâtonnement which holds for for any buyer i [12]. Since our bound is a generalization of their result for a larger class of markets including Leontief markets, we present a comparison by showing what our bound implies for Leontief markets. For the Leontief case, our upper bound gives us:

$$2 \max_{k \in [m]} \frac{x_j^0}{x_k^0} = 2 \max_{k \in [m]} \frac{\sum_{i \in [n]} \frac{b_i w_{ij}}{\sum_{j \in [m]} p_j^0 w_{ij}}}{\sum_{i \in [n]} \frac{b_i w_{ik}}{\sum_{j \in [m]} p_j^0 w_{ij}}} \geq 2 \max_{k \in [m]} \min_{i \in [n]} \frac{\frac{b_i w_{ij}}{\sum_{j \in [m]} p_j^0 w_{ij}}}{\frac{b_i w_{ik}}{\sum_{j \in [m]} p_j^0 w_{ij}}} \geq 2 \max_{k \in [m]} \min_{i \in [n]} \frac{w_{ij}}{w_{ik}} \quad (168)$$

Similarly, we can also obtain $2 \max_{k \in [m]} \max_{i \in [n]} \frac{w_{ij}}{w_{ik}} \geq 2 \max_{k \in [m]} \frac{x_j^0}{x_k^0}$. This means that the upper bound on the demand we obtained for the leontief market reduces to the upper bound provided by Cheung, Cole, and Devanur.

We now proceed to upper bound the demand of any good throughout tâtonnement in gross substitutes markets. To do so, we first lower bound the maximum change in the demand of a good in one round.

Lemma 18. *Suppose that the entropic tâtonnement process is run on a gross substitutes Fisher market with $\gamma = 5 \max_{\substack{t \in \mathbb{N} \\ j \in [m]}} \{x_j^t\}$, then the **maximum increase** in the demand for any good j in one iteration is bounded such that:*

$$x_j^{t+1} \geq e^{\frac{1}{5}} x_j^t \quad (169)$$

and the **maximum decrease** in the demand in one iteration is bounded such that:

$$x_j^{t+1} \leq e^{-\frac{1}{5}} x_j^t \quad (170)$$

Proof (Proof of Lemma 18).

The maximum change in the demand of good j in one iteration due to a decrease in the price of good j , can be lower bounded by decreasing all the prices by a factor of $e^{-\frac{1}{5}}$, i.e., the most the prices can decrease by in one iteration, since decreasing the prices of other goods decreases the demand of good j . That is, we have:

$$x_j^{t+1} = \sum_{i \in [n]} d_{ij}(\mathbf{p}^{t+1}, b_i) \quad (171)$$

$$\geq \sum_{i \in [n]} d_{ij}(e^{-\frac{1}{5}} \mathbf{p}^t, b_i) \quad (172)$$

$$= \sum_{i \in [n]} \arg \max_{\mathbf{x}_i: \mathbf{x}_i \cdot e^{-\frac{1}{5}} \mathbf{p}^t \leq b_i} u_i(\mathbf{x}_i) \quad (173)$$

$$= \sum_{i \in [n]} \arg \max_{\mathbf{x}_i: \mathbf{x}_i \cdot \mathbf{p}^t \leq e^{\frac{1}{5}} b_i} u_i(\mathbf{x}_i) \quad (174)$$

$$= \sum_{i \in [n]} d_{ij}(\mathbf{p}^t, e^{\frac{1}{5}} b_i) \quad (175)$$

$$= e^{\frac{1}{5}} \sum_{i \in [n]} d_{ij}(\mathbf{p}^t, b_i) \quad (\text{Lemma 2}) \quad (176)$$

$$= e^{\frac{1}{5}} x_j^t \quad (177)$$

That is, the maximum demand that good j can reach due to a maximum decrease only in its price in one iteration is lower bounded by $e^{\frac{1}{5}}$. This is a lower bound because all prices went down rather than the price of good j going down and the price all other goods going up. The upper bound for the maximum decrease factor of $e^{-\frac{1}{5}}$ can be shown similarly.

Lemma 19. *For all gross substitutes CCH markets, if the entropic tâtonnement process is run such that for all goods $\frac{|\Delta p_j|}{p_j^t} \leq \frac{1}{4}$ holds, then the demand for any good $j \in [m]$ during the algorithm is bounded such that*

$$\max_{t \in \mathbb{N}} \{x_j^t\} \leq 2 \frac{\sum_{i \in [n]} b_i}{p_j^0} \max \left\{ \max_{k \in [m]} x_k^0, \frac{\max_{l \in [m]} x_l^0}{x_j^0} \right\}. \quad (178)$$

Proof (Proof of Lemma 19). We want to find the highest demand for good j throughout the algorithm. By the definition of the tâtonnement process if the demand for a good is under 1, its price must decrease and if the price of a good is over 1, its price must increase. Since we are dealing with gross substitutes markets, an increase in the price of goods other than good j leads to an increase in the demand for good j , and a decrease in the prices of goods other than good j leads to a decrease in the demand of good j .

Before moving further with the proof, note that the demand on any time step t can be upper bounded by dividing the sum of the budgets by the new price of good j on that time period. This is a simple consequence of Walras' law. That is, the upper bound is simply the case when the consumers decide to spend all their money on good j instead of the other goods, in which case we know that the consumers cannot spend more than their budget, giving us:

$$x_j^t \leq \frac{\sum_{i \in [n]} b_i}{p_j^t} \quad (179)$$

We now proceed with proof by cases.

Case 1: The initial demand for good j is under 1, i.e., $x_j^0 < 1$.

Our goal is to understand how high the demand of good j can reach. To achieve this we will isolate the changes in the demand of good j caused by the change in the price of goods $[m] \ni k \neq j$ from the changes in the demand of good j caused by the changes in the price of good j . The proof proceeds as follows, 1) we use the lower bound for the maximum increase in the demand of good j caused by a decrease in the price of good j in one iteration given in Lemma 18 to upper bound the number of iterations until such maximal decreases

in the price of good j leads the demand of good j to exceed 1, 2) we use the upper bound on the maximum decrease in the demand of other goods in one iteration caused by increases in the prices of other goods from Lemma 18, to upper bound the number of iterations until the demand of all other goods decreases under 1, finally 5) we combine the number of iterations obtained in steps 1 and 2 to lower bound the minimum price of good j throughout the algorithm, which we then combine with Equation (179) to obtain an upper bound on the demand of good j throughout the tâtonnement algorithm.

First, we would like to upper bound the number of iterations during which the demand of good j increases maximally until it exceeds a demand of 1. Since from Lemma 18, we have a lower bound on the maximum increase in the demand of good j caused by a decrease in the price of good j , we can calculate an upper bound on the number of such maximum demand increasing iterations until the demand of good j exceeds 1. Let k be the upper bound on the number of iterations needed until the demand of good k is greater than or equal to 1, we have:

$$e^{\frac{1}{5}k} x_j^0 \geq 1 \quad (180)$$

$$e^{\frac{k}{5}} x_j^0 \geq 1 \quad (181)$$

$$e^{\frac{k}{5}} \geq \frac{1}{x_j^0} \quad (182)$$

$$\frac{k}{5} \geq -\log(x_j^0) \quad (183)$$

$$k \geq -5 \log(x_j^0) \quad (184)$$

That is the number of maximum demand increasing iterations for good j is upper bounded by $5 \log(x_j^0)$.

So far, we have calculated how many maximally price decreasing iterations we need for the demand of good j to exceed 1. However, it is also possible that in some iterations the decreases in the prices of other goods might increase their demand and as a result decrease the demand of good j so that its demand stays under 1 and its price keeps decreasing. That is why we also need to find an upper bound on the number of iterations during which the price of j can still be maximally decreasing until all other goods reach a demand that is under 1. To do so, we use Lemma 18's upper bound on the decrease in the demand of other goods when their prices are increased to calculate an upper bound on the number of such iterations.

First, note that the demand obtained by increasing the prices of all goods is an upper bound to the maximum amount by which the demand of any good can maximally decrease in one iteration since we are in a gross substitutes market. That is, when increasing the price of one good by the most we can in one iteration, we have $x_j^{t+1} \leq e^{-\frac{1}{5}} x_j^t$.

Let c be the upper bound on the number of iterations with maximal decreases to the demand of all goods other than j in order to get a demand of less than 1 for all such goods, we have:

$$e^{-(\frac{1}{5})^c} \max_{j \in [m]} x_j^0 \leq 1 \quad (185)$$

$$e^{-\frac{c}{5}} \max_{j \in [m]} x_j^0 \leq 1 \quad (186)$$

$$e^{-\frac{c}{5}} \leq \frac{1}{\max_{j \in [m]} x_j^0} \quad (187)$$

$$-\frac{c}{5} \leq -\log\left(\max_{j \in [m]} x_j^0\right) \quad (188)$$

$$c \geq 5 \log\left(\max_{j \in [m]} x_j^0\right) \quad (189)$$

Hence, combining the number of iterations given in Equation (184) and Equation (189), we obtain a total number of iterations in which the price of good j decreases by the maximal factor of $e^{-\frac{1}{5}}$ to be

$$c + k = 5 \log\left(\max_{l \in [m]} x_l^0\right) - 5 \log(x_j^0) = 5 \log\left(\frac{\max_{l \in [m]} x_l^0}{x_j^0}\right) \quad (190)$$

Since we are dealing with discrete time steps however, the actual upper bound is $5 \log \left(\frac{\max_{l \in [m]} x_l^0}{x_j^0} \right) + 1$, since $5 \log \left(\frac{\max_{l \in [m]} x_l^0}{x_j^0} \right)$ might not be an integer value. Hence, the after $c+k = 5 \log \left(\frac{\max_{l \in [m]} x_l^0}{x_j^0} \right) + 1$ iteration of maximal decreases in the price of good j by a factor of $e^{-\frac{1}{5}}$, we get a lower bound on the price given by:

$$p_j^t \geq e^{-(\frac{1}{5})^{k+c}} p_j^0 \quad (191)$$

$$= e^{-\frac{k+c}{5}} p_j^0 \quad (192)$$

$$= e^{-\frac{5 \log \left(\frac{\max_{l \in [m]} x_l^0}{x_j^0} \right)}{5}} p_j^0 \quad (193)$$

$$= \frac{e^{-\frac{1}{5}}}{\frac{\max_{l \in [m]} x_l^0}{x_j^0}} p_j^0 \quad (194)$$

$$\geq \frac{x_j^0}{2 \max_{l \in [m]} x_l^0} p_j^0 \quad (195)$$

Finally, coupling this with Equation (179), i.e., the upper bound on the demand of good j given prices at time t , we get an overall upper bound:

$$x_j^t \leq \frac{\sum_{i \in [n]} b_i}{\frac{x_j^0}{2 \max_{l \in [m]} x_l^0} p_j^0} \quad (196)$$

$$= 2 \frac{\max_{l \in [m]} x_l^0}{x_j^0} \frac{\sum_{i \in [n]} b_i}{p_j^0} \quad (197)$$

Case 2: The initial demand for good j is over 1, i.e., $x_j^0 \geq 1$

When the demand of good j goods is above 1 the initialization of the tâtonnement process, the price of good j is guaranteed to decrease in the next round. It is, however, possible that in the following rounds the increases in the prices of other goods will lead to decreases in the price of good j . As a result, our goal is to 1) upper bound the number of maximal iterations that decrease the demand for all goods under 1, and 2) use this information to calculate how low the price of good j can get.

That is, we have to make sure to adjust the price of good j , for each iteration during which an increase in prices of other goods leads the demand of good j to get under 1 one despite its price increasing. This number of iterations corresponds to the constant c we calculated in case 1. Hence, we obtain an lower bound the price of good j given by:

$5 \log \left(\max_{k \in [m]} x_k^0 \right)$ on the number of iterations. Since we are in the discrete update case, the upper bound is in reality $5 \log \left(\max_{k \in [m]} x_k^0 \right)$. This means that we can have at most $5 \log \left(\max_{k \in [m]} x_k^0 \right)$ rounds of the algorithm during which the demand of good j stays above one and its price decreases.

Hence, the lowest the price of good j can get to is:

$$p_j^t \geq (e^{-\frac{1}{5}})^k p_j^0 \quad (198)$$

$$= e^{-\frac{k}{5}} p_j^0 \quad (199)$$

$$= e^{-\frac{5 \log \left(\max_{k \in [m]} x_k^0 \right) + 1}{5}} p_j^0 \quad (200)$$

$$= \frac{e^{-\frac{1}{5}}}{\max_{k \in [m]} x_k^0} p_j^0 \quad (201)$$

$$\geq \frac{p_j^0}{2 \max_{k \in [m]} x_k^0} \quad (202)$$

Combining all of these results, we get an upper bound on the demand throughout the algorithm given by:

$$x_j^t \leq \frac{\sum_{i \in [n]} b_i}{\frac{p_j^0}{2 \max_{k \in [m]} x_k^0}} \quad (203)$$

$$= 2 \max_{k \in [m]} x_k^0 \frac{\sum_{i \in [n]} b_i}{p_j^0} \quad (204)$$

To summarize, we have an overall bound given by:

$$x_j^0 \leq \max \left\{ 2 \max_{k \in [m]} x_k^0 \frac{\sum_{i \in [n]} b_i}{p_j^0}, 2 \frac{\max_{l \in [m]} x_l^0 \sum_{i \in [n]} b_i}{x_j^0 p_j^0} \right\} \quad (205)$$

$$= 2 \frac{\sum_{i \in [n]} b_i}{p_j^0} \max \left\{ \max_{k \in [m]} x_k^0, \frac{\max_{l \in [m]} x_l^0}{x_j^0} \right\} \quad (206)$$

$$(207)$$

Finally, we use the upper bounds found on the demand of any good in gross complements CCH and gross substitutes CCH Fisher markets in Lemma 17 and Lemma 19 respectively, we obtain an upper bound on the demand of any good in any CCH Fisher markets (Lemma 8).

Proof (Proof of Lemma 8). Given a fisher market $\mathcal{M} = (U, \mathbf{b}, \mathbf{j}_m)$ where \mathbf{j}_m is the supply of each good, fix a good j and partition the other goods into two sets, a set S which contains goods that are gross substitutes for j and a set C which contains goods that are complements to j . The sets of goods $S^j = \{j\} \cup S$ and $C^j = \{j\} \cup C$, form bases for respectively a gross substitutes and gross complements markets. We can then create two markets: a gross substitutes CCH Fisher market $\mathcal{M}_S = (U, \mathbf{b}, \mathbf{s}^S)$ where we set the supply vector such that $s_i^S = \begin{cases} 1 & \text{if } i \in S^j \\ 0 & \text{Otherwise} \end{cases}$, and a gross complements CCH Fisher market $\mathcal{M}_c = (U, \mathbf{b}, \mathbf{s}^C)$ where we set the supply vector such that $s_i^C = \begin{cases} 1 & \text{if } i \in C^j \\ 0 & \text{Otherwise} \end{cases}$.

That is, we create from our original market two disjoint gross substitutes and gross complements markets. The highest that the demand for good j can reach throughout the tâtonnement process in both markets is respectively $2 \frac{\sum_{i \in [n]} b_i}{p_j^0} \max \left\{ \max_{k \in [m]} x_k^0, \frac{\max_{l \in [m]} x_l^0}{x_j^0} \right\}$ and $2 \max_{k \in [m]} \frac{x_j^0}{x_k^0}$. Hence, in our original market the demand of good j can be at most $2 \frac{\sum_{i \in [n]} b_i}{p_j^0} \max \left\{ \max_{k \in [m]} x_k^0, \frac{\max_{l \in [m]} x_l^0}{x_j^0} \right\} + 2 \max_{k \in [m]} \frac{x_j^0}{x_k^0}$ since this is the maximum amount by which the demand of good j can be pushed up by both goods that are gross substitutes and gross complements to it.