

Measurement of $e^+e^- \rightarrow \gamma\chi_{c0,c1,c2}$ cross sections at center-of-mass energies between 3.77 and 4.60 GeV

M. Ablikim¹, M. N. Achasov^{10,b}, P. Adlarson⁶⁷, S. Ahmed¹⁵, M. Albrecht⁴, R. Aliberti²⁸, A. Amoroso^{66A,66C}, M. R. An³², Q. An^{63,49}, X. H. Bai⁵⁷, Y. Bai⁴⁸, O. Bakina²⁹, R. Baldini Ferroli^{23A}, I. Balossino^{24A}, Y. Ban^{38,h}, K. Begzsuren²⁶, N. Berger²⁸, M. Bertani^{23A}, D. Bettoni^{24A}, F. Bianchi^{66A,66C}, J. Bloms⁶⁰, A. Bortone^{66A,66C}, I. Boyko²⁹, R. A. Briere⁵, H. Cai⁶⁸, X. Cai^{1,49}, A. Calcaterra^{23A}, G. F. Cao^{1,54}, N. Cao^{1,54}, S. A. Cetin^{53A}, J. F. Chang^{1,49}, W. L. Chang^{1,54}, G. Chelkov^{29,a}, D. Y. Chen⁶, G. Chen¹, H. S. Chen^{1,54}, M. L. Chen^{1,49}, S. J. Chen³⁵, X. R. Chen²⁵, Y. B. Chen^{1,49}, Z. J. Chen^{20,i}, W. S. Cheng^{66C}, G. Cibinetto^{24A}, F. Cossio^{66C}, X. F. Cui³⁶, H. L. Dai^{1,49}, X. C. Dai^{1,54}, A. Dbeyssi¹⁵, R. E. de Boer⁴, D. Dedovich²⁹, Z. Y. Deng¹, A. Denig²⁸, I. Denysenko²⁹, M. Destefanis^{66A,66C}, F. De Mori^{66A,66C}, Y. Ding³³, C. Dong³⁶, J. Dong^{1,49}, L. Y. Dong^{1,54}, M. Y. Dong^{1,49,54}, X. Dong⁶⁸, S. X. Du⁷¹, Y. L. Fan⁶⁸, J. Fang^{1,49}, S. S. Fang^{1,54}, Y. Fang¹, R. Farinelli^{24A}, L. Fava^{66B,66C}, F. Feldbauer⁴, G. Felici^{23A}, C. Q. Feng^{63,49}, J. H. Feng⁵⁰, M. Fritsch⁴, C. D. Fu¹, Y. Gao⁶⁴, Y. Gao^{38,h}, Y. Gao^{63,49}, Y. G. Gao⁶, I. Garzia^{24A,24B}, P. T. Ge⁶⁸, C. Geng⁵⁰, E. M. Gersabeck⁵⁸, A. Gilman⁶¹, K. Goetzen¹¹, L. Gong³³, W. X. Gong^{1,49}, W. Gradl²⁸, M. Greco^{66A,66C}, L. M. Gu³⁵, M. H. Gu^{1,49}, Y. T. Gu¹³, C. Y. Guan^{1,54}, A. Q. Guo²², L. B. Guo³⁴, R. P. Guo⁴⁰, Y. P. Guo^{9,f}, A. Guskov^{29,a}, T. T. Han⁴¹, W. Y. Han³², X. Q. Hao¹⁶, F. A. Harris⁵⁶, K. L. He^{1,54}, F. H. Heinsius⁴, C. H. Heinz²⁸, Y. K. Heng^{1,49,54}, C. Herold⁵¹, M. Himmelreich^{11,d}, T. Holtmann⁴, G. Y. Hou^{1,54}, Y. R. Hou⁵⁴, Z. L. Hou¹, H. M. Hu^{1,54}, J. F. Hu^{47,j}, T. Hu^{1,49,54}, Y. Hu¹, G. S. Huang^{63,49}, L. Q. Huang⁶⁴, X. T. Huang⁴¹, Y. P. Huang¹, Z. Huang^{38,h}, T. Hussain⁶⁵, N. Hüsken^{22,28}, W. Ikegami Andersson⁶⁷, W. Imoehl²², M. Irshad^{63,49}, S. Jaeger⁴, S. Janchiv²⁶, Q. Ji¹, Q. P. Ji¹⁶, X. B. Ji^{1,54}, X. L. Ji^{1,49}, Y. Y. Ji⁴¹, H. B. Jiang⁴¹, X. S. Jiang^{1,49,54}, J. B. Jiao⁴¹, Z. Jiao¹⁸, S. Jin³⁵, Y. Jin⁵⁷, M. Q. Jing^{1,54}, T. Johansson⁶⁷, N. Kalantar-Nayestanaki⁵⁵, X. S. Kang³³, R. Kappert⁵⁵, M. Kavatsyuk⁵⁵, B. C. Ke^{43,1}, I. K. Keshk⁴, A. Khoukaz⁶⁰, P. Kiese²⁸, R. Kiuchi¹, R. Kliemt¹¹, L. Koch³⁰, O. B. Kolcu^{53A,m}, B. Kopf⁴, M. Kuemmel⁴, M. Kuessner⁴, A. Kupsc⁶⁷, M. G. Kurth^{1,54}, W. Kühn³⁰, J. J. Lane⁵⁸, J. S. Lange³⁰, P. Larin¹⁵, A. Lavania²¹, L. Lavezzi^{66A,66C}, Z. H. Lei^{63,49}, H. Leithoff²⁸, M. Lellmann²⁸, T. Lenz²⁸, C. Li³⁹, C. H. Li³², Cheng Li^{63,49}, D. M. Li⁷¹, F. Li^{1,49}, G. Li¹, H. Li^{63,49}, H. Li⁴³, H. B. Li^{1,54}, H. J. Li¹⁶, J. L. Li⁴¹, J. Q. Li⁴, J. S. Li⁵⁰, Ke Li¹, L. K. Li¹, Lei Li³, Q. Y. Li^{41,n}, P. R. Li^{31,k,l}, S. Y. Li⁵², W. D. Li^{1,54}, W. G. Li¹, X. H. Li^{63,49}, X. L. Li⁴¹, Xiaoyu Li^{1,54}, Z. Y. Li⁵⁰, H. Liang^{63,49}, H. Liang^{1,54}, H. Liang²⁷, Y. F. Liang⁴⁵, Y. T. Liang²⁵, G. R. Liao¹², L. Z. Liao^{1,54}, J. Libby²¹, C. X. Lin⁵⁰, B. J. Liu¹, C. X. Liu¹, D. Liu^{15,63}, F. H. Liu⁴⁴, Fang Liu¹, Feng Liu⁶, H. B. Liu¹³, H. M. Liu^{1,54}, Huanhuan Liu¹, Huihui Liu¹⁷, J. B. Liu^{63,49}, J. L. Liu⁶⁴, J. Y. Liu^{1,54}, K. Liu¹, K. Y. Liu³³, L. Liu^{63,49}, M. H. Liu^{9,f}, P. L. Liu¹, Q. Liu⁶⁸, Q. Liu⁵⁴, S. B. Liu^{63,49}, Shuai Liu⁴⁶, T. Liu^{1,54}, W. M. Liu^{63,49}, X. Liu^{31,k,l}, Y. Liu^{31,k,l}, Y. B. Liu³⁶, Z. A. Liu^{1,49,54}, Z. Q. Liu⁴¹, X. C. Lou^{1,49,54}, F. X. Lu⁵⁰, H. J. Lu¹⁸, J. D. Lu^{1,54}, J. G. Lu^{1,49}, X. L. Lu¹, Y. Lu¹, Y. P. Lu^{1,49}, C. L. Luo³⁴, M. X. Luo⁷⁰, P. W. Luo⁵⁰, T. Luo^{9,f}, X. L. Luo^{1,49}, X. R. Lyu⁵⁴, F. C. Ma³³, H. L. Ma¹, L. L. Ma⁴¹, M. M. Ma^{1,54}, Q. M. Ma¹, R. Q. Ma^{1,54}, R. T. Ma⁵⁴, X. X. Ma^{1,54}, X. Y. Ma^{1,49}, F. E. Maas¹⁵, M. Maggiora^{66A,66C}, S. Maldaner⁴, S. Malde⁶¹, Q. A. Malik⁶⁵, A. Mangoni^{23B}, Y. J. Mao^{38,h}, Z. P. Mao¹, S. Marcello^{66A,66C}, Z. X. Meng⁵⁷, J. G. Messchendorp⁵⁵, G. Mezzadri^{24A}, T. J. Min³⁵, R. E. Mitchell²², X. H. Mo^{1,49,54}, N. Yu. Muchnoi^{10,b}, H. Muramatsu⁵⁹, S. Nakhoul^{11,d}, Y. Nefedov²⁹, F. Nerling^{11,d}, I. B. Nikolaev^{10,b}, Z. Ning^{1,49}, S. Nisar^{8,g}, Q. Ouyang^{1,49,54}, S. Pacetti^{23B,23C}, X. Pan^{9,f}, Y. Pan⁵⁸, A. Pathak¹, A. Pathak²⁷, P. Patteri^{23A}, M. Pelizaeus⁴, H. P. Peng^{63,49}, K. Peters^{11,d}, J. Pettersson⁶⁷, J. L. Ping³⁴, R. G. Ping^{1,54}, S. Pogodin²⁹, R. Poling⁵⁹, V. Prasad^{63,49}, H. Qi^{63,49}, H. R. Qi⁵², K. H. Qi²⁵, M. Qi³⁵, T. Y. Qi⁹, S. Qian^{1,49}, W. B. Qian⁵⁴, Z. Qian⁵⁰, C. F. Qiao⁵⁴, L. Q. Qin¹², X. P. Qin⁹, X. S. Qin⁴¹, Z. H. Qin^{1,49}, J. F. Qiu¹, S. Q. Qu³⁶, K. H. Rashid⁶⁵, K. Ravindran²¹, C. F. Redmer²⁸, A. Rivetti^{66C}, V. Rodin⁵⁵, M. Rolo^{66C}, G. Rong^{1,54}, Ch. Rosner¹⁵, M. Rump⁶⁰, H. S. Sang⁶³, A. Sarantsev^{29,c}, Y. Schelhaas²⁸, C. Schnier⁴, K. Schoenning⁶⁷, M. Scodreggio^{24A,24B}, D. C. Shan⁴⁶, W. Shan¹⁹, X. Y. Shan^{63,49}, J. F. Shanguan⁴⁶, M. Shao^{63,49}, C. P. Shen⁹, H. F. Shen^{1,54}, P. X. Shen³⁶, X. Y. Shen^{1,54}, H. C. Shi^{63,49}, R. S. Shi^{1,54}, X. Shi^{1,49}, X. D. Shi^{63,49}, J. J. Song⁴¹, W. M. Song^{27,1}, Y. X. Song^{38,h}, S. Sosio^{66A,66C}, S. Spataro^{66A,66C}, K. X. Su⁶⁸, P. P. Su⁴⁶, F. F. Sui⁴¹, G. X. Sun¹, H. K. Sun¹, J. F. Sun¹⁶, L. Sun⁶⁸, S. S. Sun^{1,54}, T. Sun^{1,54}, W. Y. Sun³⁴, W. Y. Sun²⁷, X. Sun^{20,i}, Y. J. Sun^{63,49}, Y. K. Sun^{63,49}, Y. Z. Sun¹, Z. T. Sun¹, Y. H. Tan⁶⁸, Y. X. Tan^{63,49}, C. J. Tang⁴⁵, G. Y. Tang¹, J. Tang⁵⁰, J. X. Teng^{63,49}, V. Thoren⁶⁷, W. H. Tian⁴³, Y. T. Tian²⁵, I. Uman^{53B}, B. Wang¹, C. W. Wang³⁵, D. Y. Wang^{38,h}, H. J. Wang^{31,k,l}, H. P. Wang^{1,54}, K. Wang^{1,49}, L. L. Wang¹, M. Wang⁴¹, M. Z. Wang^{38,h}, Meng Wang^{1,54}, W. Wang⁵⁰, W. H. Wang⁶⁸, W. P. Wang^{63,49}, X. Wang^{38,h}, X. F. Wang^{31,k,l}, X. L. Wang^{9,f}, Y. Wang⁵⁰, Y. Wang^{63,49}, Y. D. Wang³⁷, Y. F. Wang^{1,49,54}, Y. Q. Wang¹, Y. Y. Wang^{31,k,l}, Z. Wang^{1,49}, Z. Y. Wang¹, Ziyi Wang⁵⁴, Zongyuan Wang^{1,54}, D. H. Wei¹², F. Weidner⁶⁰, S. P. Wen¹, D. J. White⁵⁸,

U. Wiedner⁴, G. Wilkinson⁶¹, M. Wolke⁶⁷, L. Wollenberg⁴, J. F. Wu^{1,54}, L. H. Wu¹, L. J. Wu^{1,54}, X. Wu^{9,f}, Z. Wu^{1,49}, L. Xia^{63,49}, H. Xiao^{9,f}, S. Y. Xiao¹, Z. J. Xiao³⁴, X. H. Xie^{38,h}, Y. G. Xie^{1,49}, Y. H. Xie⁶, T. Y. Xing^{1,54}, G. F. Xu¹, Q. J. Xu¹⁴, W. Xu^{1,54}, X. P. Xu⁴⁶, Y. C. Xu⁵⁴, F. Yan^{9,f}, L. Yan^{9,f}, W. B. Yan^{63,49}, W. C. Yan⁷¹, Xu Yan⁴⁶, H. J. Yang^{42,e}, H. X. Yang¹, L. Yang⁴³, S. L. Yang⁵⁴, Y. X. Yang¹², Yifan Yang^{1,54}, Zhi Yang²⁵, M. Ye^{1,49}, M. H. Ye⁷, J. H. Yin¹, Z. Y. You⁵⁰, B. X. Yu^{1,49,54}, C. X. Yu³⁶, G. Yu^{1,54}, J. S. Yu^{20,i}, T. Yu⁶⁴, C. Z. Yuan^{1,54}, L. Yuan², X. Q. Yuan^{38,h}, Y. Yuan¹, Z. Y. Yuan⁵⁰, C. X. Yue³², A. A. Zafar⁶⁵, X. Zeng Zeng⁶, Y. Zeng^{20,i}, A. Q. Zhang¹, B. X. Zhang¹, Guangyi Zhang¹⁶, H. Zhang⁶³, H. H. Zhang²⁷, H. H. Zhang⁵⁰, H. Y. Zhang^{1,49}, J. J. Zhang⁴³, J. L. Zhang⁶⁹, J. Q. Zhang³⁴, J. W. Zhang^{1,49,54}, J. Y. Zhang¹, J. Z. Zhang^{1,54}, Jianyu Zhang^{1,54}, Jiawei Zhang^{1,54}, L. M. Zhang⁵², L. Q. Zhang⁵⁰, Lei Zhang³⁵, S. Zhang⁵⁰, S. F. Zhang³⁵, Shulei Zhang^{20,i}, X. D. Zhang³⁷, X. Y. Zhang⁴¹, Y. Zhang⁶¹, Y. T. Zhang⁷¹, Y. H. Zhang^{1,49}, Yan Zhang^{63,49}, Yao Zhang¹, Z. Y. Zhang⁶⁸, G. Zhao¹, J. Zhao³², J. Y. Zhao^{1,54}, J. Z. Zhao^{1,49}, Lei Zhao^{63,49}, Ling Zhao¹, M. G. Zhao³⁶, Q. Zhao¹, S. J. Zhao⁷¹, Y. B. Zhao^{1,49}, Y. X. Zhao²⁵, Z. G. Zhao^{63,49}, A. Zhemchugov^{29,a}, B. Zheng⁶⁴, J. P. Zheng^{1,49}, Y. H. Zheng⁵⁴, B. Zhong³⁴, C. Zhong⁶⁴, L. P. Zhou^{1,54}, Q. Zhou^{1,54}, X. Zhou⁶⁸, X. K. Zhou⁵⁴, X. R. Zhou^{63,49}, X. Y. Zhou³², A. N. Zhu^{1,54}, J. Zhu³⁶, K. Zhu¹, K. J. Zhu^{1,49,54}, S. H. Zhu⁶², T. J. Zhu⁶⁹, W. J. Zhu^{9,f}, W. J. Zhu³⁶, Y. C. Zhu^{63,49}, Z. A. Zhu^{1,54}, B. S. Zou¹, J. H. Zou¹

(BESIII Collaboration)

¹ *Institute of High Energy Physics, Beijing 100049, People's Republic of China*

² *Beihang University, Beijing 100191, People's Republic of China*

³ *Beijing Institute of Petrochemical Technology, Beijing 102617, People's Republic of China*

⁴ *Bochum Ruhr-University, D-44780 Bochum, Germany*

⁵ *Carnegie Mellon University, Pittsburgh, Pennsylvania 15213, USA*

⁶ *Central China Normal University, Wuhan 430079, People's Republic of China*

⁷ *China Center of Advanced Science and Technology, Beijing 100190, People's Republic of China*

⁸ *COMSATS University Islamabad, Lahore Campus, Defence Road, Off Raiwind Road, 54000 Lahore, Pakistan*

⁹ *Fudan University, Shanghai 200443, People's Republic of China*

¹⁰ *G.I. Budker Institute of Nuclear Physics SB RAS (BINP), Novosibirsk 630090, Russia*

¹¹ *GSI Helmholtzcentre for Heavy Ion Research GmbH, D-64291 Darmstadt, Germany*

¹² *Guangxi Normal University, Guilin 541004, People's Republic of China*

¹³ *Guangxi University, Nanning 530004, People's Republic of China*

¹⁴ *Hangzhou Normal University, Hangzhou 310036, People's Republic of China*

¹⁵ *Helmholtz Institute Mainz, Staudinger Weg 18, D-55099 Mainz, Germany*

¹⁶ *Henan Normal University, Xinxiang 453007, People's Republic of China*

¹⁷ *Henan University of Science and Technology, Luoyang 471003, People's Republic of China*

¹⁸ *Huangshan College, Huangshan 245000, People's Republic of China*

¹⁹ *Hunan Normal University, Changsha 410081, People's Republic of China*

²⁰ *Hunan University, Changsha 410082, People's Republic of China*

²¹ *Indian Institute of Technology Madras, Chennai 600036, India*

²² *Indiana University, Bloomington, Indiana 47405, USA*

²³ *INFN Laboratori Nazionali di Frascati, (A)INFN Laboratori Nazionali di Frascati, I-00044, Frascati, Italy; (B)INFN Sezione di Perugia, I-06100, Perugia, Italy; (C)University of Perugia, I-06100, Perugia, Italy*

²⁴ *INFN Sezione di Ferrara, (A)INFN Sezione di Ferrara, I-44122, Ferrara, Italy; (B)University of Ferrara, I-44122, Ferrara, Italy*

²⁵ *Institute of Modern Physics, Lanzhou 730000, People's Republic of China*

²⁶ *Institute of Physics and Technology, Peace Ave. 54B, Ulaanbaatar 13330, Mongolia*

²⁷ *Jilin University, Changchun 130012, People's Republic of China*

²⁸ *Johannes Gutenberg University of Mainz, Johann-Joachim-Becher-Weg 45, D-55099 Mainz, Germany*

²⁹ *Joint Institute for Nuclear Research, 141980 Dubna, Moscow region, Russia*

³⁰ *Justus-Liebig-Universitaet Giessen, II. Physikalisches Institut, Heinrich-Buff-Ring 16, D-35392 Giessen, Germany*

³¹ *Lanzhou University, Lanzhou 730000, People's Republic of China*

³² *Liaoning Normal University, Dalian 116029, People's Republic of China*

³³ *Liaoning University, Shenyang 110036, People's Republic of China*

³⁴ *Nanjing Normal University, Nanjing 210023, People's Republic of China*

³⁵ *Nanjing University, Nanjing 210093, People's Republic of China*

- ³⁶ Nankai University, Tianjin 300071, People's Republic of China
- ³⁷ North China Electric Power University, Beijing 102206, People's Republic of China
- ³⁸ Peking University, Beijing 100871, People's Republic of China
- ³⁹ Qufu Normal University, Qufu 273165, People's Republic of China
- ⁴⁰ Shandong Normal University, Jinan 250014, People's Republic of China
- ⁴¹ Shandong University, Jinan 250100, People's Republic of China
- ⁴² Shanghai Jiao Tong University, Shanghai 200240, People's Republic of China
- ⁴³ Shanxi Normal University, Linfen 041004, People's Republic of China
- ⁴⁴ Shanxi University, Taiyuan 030006, People's Republic of China
- ⁴⁵ Sichuan University, Chengdu 610064, People's Republic of China
- ⁴⁶ Soochow University, Suzhou 215006, People's Republic of China
- ⁴⁷ South China Normal University, Guangzhou 510006, People's Republic of China
- ⁴⁸ Southeast University, Nanjing 211100, People's Republic of China
- ⁴⁹ State Key Laboratory of Particle Detection and Electronics, Beijing 100049, Hefei 230026, People's Republic of China
- ⁵⁰ Sun Yat-Sen University, Guangzhou 510275, People's Republic of China
- ⁵¹ Suranaree University of Technology, University Avenue 111, Nakhon Ratchasima 30000, Thailand
- ⁵² Tsinghua University, Beijing 100084, People's Republic of China
- ⁵³ Turkish Accelerator Center Particle Factory Group, (A)Istanbul Bilgi University, HEP Res. Cent., 34060 Eyup, Istanbul, Turkey; (B)Near East University, Nicosia, North Cyprus, Mersin 10, Turkey
- ⁵⁴ University of Chinese Academy of Sciences, Beijing 100049, People's Republic of China
- ⁵⁵ University of Groningen, NL-9747 AA Groningen, The Netherlands
- ⁵⁶ University of Hawaii, Honolulu, Hawaii 96822, USA
- ⁵⁷ University of Jinan, Jinan 250022, People's Republic of China
- ⁵⁸ University of Manchester, Oxford Road, Manchester, M13 9PL, United Kingdom
- ⁵⁹ University of Minnesota, Minneapolis, Minnesota 55455, USA
- ⁶⁰ University of Muenster, Wilhelm-Klemm-Str. 9, 48149 Muenster, Germany
- ⁶¹ University of Oxford, Keble Rd, Oxford, UK OX13RH
- ⁶² University of Science and Technology Liaoning, Anshan 114051, People's Republic of China
- ⁶³ University of Science and Technology of China, Hefei 230026, People's Republic of China
- ⁶⁴ University of South China, Hengyang 421001, People's Republic of China
- ⁶⁵ University of the Punjab, Lahore-54590, Pakistan
- ⁶⁶ University of Turin and INFN, (A)University of Turin, I-10125, Turin, Italy; (B)University of Eastern Piedmont, I-15121, Alessandria, Italy; (C)INFN, I-10125, Turin, Italy
- ⁶⁷ Uppsala University, Box 516, SE-75120 Uppsala, Sweden
- ⁶⁸ Wuhan University, Wuhan 430072, People's Republic of China
- ⁶⁹ Xinyang Normal University, Xinyang 464000, People's Republic of China
- ⁷⁰ Zhejiang University, Hangzhou 310027, People's Republic of China
- ⁷¹ Zhengzhou University, Zhengzhou 450001, People's Republic of China
- ^a Also at the Moscow Institute of Physics and Technology, Moscow 141700, Russia
- ^b Also at the Novosibirsk State University, Novosibirsk, 630090, Russia
- ^c Also at the NRC "Kurchatov Institute", PNPI, 188300, Gatchina, Russia
- ^d Also at Goethe University Frankfurt, 60323 Frankfurt am Main, Germany
- ^e Also at Key Laboratory for Particle Physics, Astrophysics and Cosmology, Ministry of Education; Shanghai Key Laboratory for Particle Physics and Cosmology; Institute of Nuclear and Particle Physics, Shanghai 200240, People's Republic of China
- ^f Also at Key Laboratory of Nuclear Physics and Ion-beam Application (MOE) and Institute of Modern Physics, Fudan University, Shanghai 200443, People's Republic of China
- ^g Also at Harvard University, Department of Physics, Cambridge, MA, 02138, USA
- ^h Also at State Key Laboratory of Nuclear Physics and Technology, Peking University, Beijing 100871, People's Republic of China
- ⁱ Also at School of Physics and Electronics, Hunan University, Changsha 410082, China
- ^j Also at Guangdong Provincial Key Laboratory of Nuclear Science, Institute of

Quantum Matter, South China Normal University, Guangzhou 510006, China

^k Also at Frontiers Science Center for Rare Isotopes, Lanzhou University, Lanzhou 730000, People's Republic of China

^l Also at Lanzhou Center for Theoretical Physics, Lanzhou University, Lanzhou 730000, People's Republic of China

^m Currently at Istinye University, 34010 Istanbul, Turkey

ⁿ Currently at Shandong Institute of Advanced Technology, Jinan 250100, People's Republic of China

The $e^+e^- \rightarrow \gamma\chi_{cJ}$ ($J = 0, 1, 2$) processes are studied at center-of-mass energies ranging from 3.773 to 4.600 GeV, using a total integrated luminosity of 19.3 fb^{-1} e^+e^- annihilation data accumulated with the BESIII detector at BEPCII. We observe for the first time $e^+e^- \rightarrow \gamma\chi_{c1,c2}$ signals at $\sqrt{s} = 4.180$ GeV with statistical significances of 7.6σ and 6.0σ , respectively. The production cross section of $e^+e^- \rightarrow \gamma\chi_{c1,c2}$ at each center-of-mass energy is also measured. We find that the line shape of the $e^+e^- \rightarrow \gamma\chi_{c1}$ cross section can be described with conventional charmonium states $\psi(3686)$, $\psi(3770)$, $\psi(4040)$, $\psi(4160)$. Compared with this, for the $e^+e^- \rightarrow \gamma\chi_{c2}$ channel, one more additional resonance is added to describe the cross section line shape. Its mass and width are measured to be $M = 4371.7 \pm 7.5 \pm 1.8 \text{ MeV}/c^2$ and $\Gamma^{\text{tot}} = 51.1 \pm 17.6 \pm 1.9 \text{ MeV}$, where the first uncertainties are statistical and the second systematic. The significance of this resonance is estimated to be 5.8σ , and its parameters agree with the $Y(4360)$ resonance previously reported in $e^+e^- \rightarrow \pi^+\pi^-\psi(3686)$, and the $Y(4390)$ in $e^+e^- \rightarrow \pi^+\pi^-h_c$ within uncertainties. No significant signal for the $e^+e^- \rightarrow \gamma\chi_{c0}$ process is observed, and the upper limits of Born cross sections $\sigma_B(e^+e^- \rightarrow \gamma\chi_{c0})$ at 90% confidence level are reported.

PACS numbers: 13.25.Gv, 14.40.Pq

I. INTRODUCTION

In the past decades, many charmonium-like states were observed experimentally, such as the $X(3872)$, $Y(4260)$, and $Z_c(3900)$ [1]. Among them, the vector Y -states should have quantum numbers $J^{PC} = 1^{--}$, as they are produced in e^+e^- annihilation process. Considering the $Y(4260)$ [2–5], $Y(4360)$ and $Y(4660)$ states [6–9], together with the conventional charmonium states $\psi(4040)$, $\psi(4160)$ and $\psi(4415)$, there are at least six vector states between 4.0 and 4.7 GeV. However, the potential model only predicts five vector charmonium states in this mass region [10]. In addition, unlike the known 1^{--} conventional charmonium states that decay predominantly into open-charm final states [$D^{(*)}\bar{D}^{(*)}$], the Y -states show strong coupling to hidden-charm final states. These unusual behaviors indicate that the Y -states might be non-conventional quarkonium states. To better understand the nature of these states and also one gets better insights in the relevant degrees of freedom that play a role in these systems that are governed by the strong interaction, it is important to further investigate these states experimentally.

The radiative transition rates between charmonium states have been predicted theoretically from potential models [11]. The partial widths of electric dipole (E1) transitions between $\psi(4040)/\psi(4160)/\psi(4415)$ and χ_{cJ} states ($J = 0, 1, 2$) are in the range $0 \sim 35 \text{ keV}$. Quoting the full width of $\psi(4040)$, $\psi(4160)$ and $\psi(4415)$ to be 80, 70 and 62 MeV [12], respectively, and the expected branching fractions are at the level of $10^{-7} - 10^{-4}$. By studying the radiative transitions between vector Y -states and χ_{cJ} ($J = 0, 1, 2$), we can compare the decay of Y -states with conventional charmonium states, and thus help to understand the nature of Y states [13, 14].

Experimentally, the $e^+e^- \rightarrow \gamma\chi_{cJ}$ ($J = 1, 2$) processes

above 4 GeV have been studied before by BESIII [15], CLEO [16], and Belle experiments [17]. Due to the limited statistics, no obvious signal has been observed between 4 - 5 GeV. The BESIII has collected the world's largest data set from 4.0 to 4.6 GeV, and it is thus highly motivated to search for these decay modes.

In this paper, we report the study of the $e^+e^- \rightarrow \gamma\chi_{cJ}$ ($J = 0, 1, 2$) processes at e^+e^- center-of-mass (c.m.) energies between $\sqrt{s} = 4.008 - 4.6$ GeV, using data samples corresponding to an integrated luminosity of 16.0 fb^{-1} accumulated with the BESIII detector at the BEPCII collider. To better estimate the contributions from $\psi(3686)$ and $\psi(3770)$, the data sets with integrated luminosity of 3.3 fb^{-1} between \sqrt{s} of 3.773 and 4.008 GeV for $e^+e^- \rightarrow \gamma\chi_{c1,c2}$ channels are also analyzed. The data sets together with the corresponding c.m. energies are summarized in Table A in the Appendix. Compared with the previous BESIII measurement [15], the new dataset covers an extended c.m. energies with about one order of magnitude higher luminosity, and also both $J/\psi \rightarrow e^+e^-/\mu^+\mu^-$ events (only $\mu^+\mu^-$ used in previous work) are studied. The integrated luminosities are measured with Bhabha events ($e^+e^- \rightarrow (\gamma)e^+e^-$) with an uncertainty of 1% [18]. The c.m. energy of each data set is measured using dimuon events ($e^+e^- \rightarrow (\gamma)\mu^+\mu^-$), with an uncertainty of $\pm 0.8 \text{ MeV}$ [19].

II. BESIII DETECTOR AND MC SIMULATION

The BESIII detector [20] records symmetric e^+e^- collisions provided by the BEPCII storage ring [21], with a designed peak luminosity of $1 \times 10^{33} \text{ cm}^{-2}\text{s}^{-1}$ at c.m. energy of 3.77 GeV. BESIII has collected large data samples between 2.0 and 4.6 GeV [22]. The cylindrical core of the BESIII detector covers 93% of the full

solid angle and consists of a helium-based multilayer drift chamber (MDC), a plastic scintillator time-of-flight system (TOF), and a CsI(Tl) electromagnetic calorimeter (EMC), which are all enclosed in a superconducting solenoidal magnet providing a 1.0 T magnetic field. The solenoid is supported by an octagonal flux-return yoke with resistive plate counter muon identification modules interleaved with steel. The charged-particle momentum resolution at 1 GeV/c is 0.5%, and the dE/dx resolution is 6% for electrons from Bhabha scattering. The EMC measures photon energies with a resolution of 2.5% (5%) at 1 GeV in the barrel (endcap) region [20]. The time resolution in the TOF barrel region is 68 ps, while that in the endcap region is 110 ps. The endcap TOF system was upgraded in 2015 using multi-gap resistive plate chamber technology, providing a time resolution of 60 ps [23].

Simulated Monte Carlo (MC) samples produced with GEANT4-based [24] software, which includes the geometrical description of the BESIII detector and the detector response, are used to determine the detection efficiency, and to estimate physical background. The signal MC $e^+e^- \rightarrow \gamma\chi_{c0,c1,c2}$ events are generated assuming a pure E1 transition. The simulation models the beam energy spread and initial-state-radiation (ISR) in e^+e^- annihilation using the generator KKMC [25]. The maximum ISR photon energy is set to the energy corresponding to the $\gamma\chi_{c0,c1,c2}$ production threshold. The final-state-radiation (FSR) from charged final state particles is modelled with PHOTOS [26]. Possible background contributions are investigated with the inclusive MC samples, which consist of open-charm processes, the ISR production of lower mass vector charmonium(-like) states, and the continuum processes. The known decay modes of charmed hadrons are modelled with EVTGEN [27], with known branching fractions taken from the Particle Data Group (PDG) [12], and the remaining unknown decays with LUNDCHARM [28].

III. $e^+e^- \rightarrow \gamma\chi_{c1,c2}$

A. Event selection

The final state particles for $e^+e^- \rightarrow \gamma\chi_{c1,c2}$ are $\gamma\gamma\ell^+\ell^-$, where the $\chi_{c1,c2}$ are reconstructed with $\gamma J/\psi$, and the J/ψ is reconstructed with $\ell^+\ell^-$ ($\ell = e$ or μ). Events with two charged tracks with zero net charge and at least two photons are selected. Each charged track is required to originate from the interaction point, within ± 1 cm in the plane perpendicular to the beams and 10 cm along the beam direction. The $|\cos\theta|$ of each charged track is required to be less than 0.93, where θ is the polar angle of each track. Photons are required to have a deposited energy larger than 25 MeV in the barrel EMC region ($|\cos\theta| < 0.8$) and larger than 50 MeV in the endcap region ($0.86 < |\cos\theta| < 0.92$). The EMC time for a photon is required to be within 700 ns of the event start time to suppress the electronic noise and energy deposi-

tion unrelated to the physical events. Each charged track should have a momentum larger than 1 GeV/c. For leptons, we use the energy deposited in the EMC to separate electrons from muons. Charged tracks with the energy deposited in the EMC larger than 1 GeV are identified as electrons, and charged tracks with the energy deposited less than 0.4 GeV are identified as muons. For photons, the two most energetic photons are regarded as the candidates for signal events. Through the paper, we denote the photon with higher energy as γ_H , and the other as γ_L .

To improve the mass resolution and to suppress backgrounds, a four-constraint (4C) kinematic fit is performed under the $\gamma\gamma\ell^+\ell^-$ hypothesis, which constrains the total four momentum of the final measured particles to the initial four-momentum of the colliding beams. The χ^2 of the kinematic fit is required to be less than 40.

To suppress the radiative Bhabha events ($e^+e^- \rightarrow \gamma e^+e^-$) in the $J/\psi \rightarrow e^+e^-$ mode, the cosine of the opening angle between the electron and the nearest photon ($\cos\theta_{e\gamma}$) is required to be less than 0.86. Since the photon from radiative Bhabha process is always close to the beam direction, the cosine of the polar angle of the selected photons are required to satisfy $|\cos\theta_{\gamma_{L/H}}| < 0.8$. In both e^+e^- and $\mu^+\mu^-$ modes, the background from $e^+e^- \rightarrow \eta J/\psi$ with $\eta \rightarrow \gamma\gamma$ is rejected by requiring $|M(\gamma_H\gamma_L) - m(\eta)| > 0.03$ GeV/c². Furthermore, the $\pi^+\pi^-\pi^0$ background is rejected by requiring $|M(\gamma_H\gamma_L) - m(\pi^0)| > 0.015$ GeV/c² in the $J/\psi \rightarrow \mu^+\mu^-$ mode. MC simulations show that the background from $e^+e^- \rightarrow \gamma_{\text{ISR}}\psi(3686)$ with $\psi(3686) \rightarrow \gamma\chi_{c1,c2}$ can be ignored for most of the energies expect for data at $\sqrt{s} = 3.773$ GeV. These background events are simulated and subtracted from the signal yield at $\sqrt{s} = 3.773$ GeV. A fit to the lepton pair invariant mass gives a resolution of 10.8 MeV/c² and 10.5 MeV/c² for $J/\psi \rightarrow e^+e^-$ and $J/\psi \rightarrow \mu^+\mu^-$ events, respectively. The J/ψ mass window is defined as $3.08 < M(\ell^+\ell^-) < 3.12$ GeV/c². While the sidebands of the J/ψ are defined by $3.00 < M(\ell^+\ell^-) < 3.06$ GeV/c² and $3.14 < M(\ell^+\ell^-) < 3.20$ GeV/c², which is three times as wide as the J/ψ signal region.

B. Cross section

According to kinematic, we find that the photon from $e^+e^- \rightarrow \gamma\chi_{c1,c2}$ has lower energy than the one from $\chi_{c1,c2} \rightarrow \gamma J/\psi$ for data with $\sqrt{s} < 4.009$ GeV. On the contrary, the former has higher energy than the latter for data with $\sqrt{s} > 4.009$ GeV. To obtain the number of signal events, we make use of both fitting and counting methods. For each data sample with $\mathcal{L}_{\text{int}} > 400$ pb⁻¹ (\mathcal{L}_{int} is integrated luminosity), a fit with $J/\psi \rightarrow e^+e^-$ or $\mu^+\mu^-$ events is performed to the invariant mass distribution of $\gamma_H J/\psi$ ($\sqrt{s} < 4.009$ GeV) or $\gamma_L J/\psi$ ($\sqrt{s} > 4.009$ GeV). For data at $\sqrt{s} = 4.009$ GeV, these two photons cannot be distinguished by energy. A 2-dimensional fit to the distri-

bution of $M(\gamma_H J/\psi)$ versus $M(\gamma_L J/\psi)$ is used to extract the number of signal events. In these fits, the signal probability-density-functions (PDFs) are described with MC-simulated shapes, and the background PDFs are constrained to J/ψ sideband events. For the low-statistics data samples with $\mathcal{L}_{\text{int}} < 200 \text{ pb}^{-1}$ and $\sqrt{s} > 4.009 \text{ GeV}$, we obtain the signal yield by counting the number of events in the $\chi_{c1,c2}$ signal region and by subtracting the number of normalized background events in the $\chi_{c1,c2}$ mass sideband region. The χ_{c1} and χ_{c2} signal regions are defined as $3.49 < M(\gamma_L J/\psi) < 3.53 \text{ GeV}/c^2$ and $3.54 < M(\gamma_L J/\psi) < 3.58 \text{ GeV}/c^2$, which include more than 94% of the signal events. The sidebands of $\chi_{c1,c2}$ are defined as $3.42 < M(\gamma_L J/\psi) < 3.46 \text{ GeV}/c^2$ and $3.6 < M(\gamma_L J/\psi) < 3.64 \text{ GeV}/c^2$.

Taking $\sqrt{s} = 4.178 \text{ GeV}$ as an example, the invariant mass distribution of $M(\gamma_L J/\psi)$ as well as the fit results for the surviving events are shown in Fig. 1. Clear $\chi_{c1,c2}$ signals are observed. The statistical significance of $\chi_{c1,c2}$ signals are calculated by comparing the log-likelihoods with and without the signal components in the fit, and taking the change of number of degrees of freedom into account. The statistical significances are estimated to be 7.6σ for the χ_{c1} signal and 6.0σ for the χ_{c2} signal. This is the first observation of the $e^+e^- \rightarrow \gamma\chi_{c1,c2}$ processes between 4 - 5 GeV. The invariant mass distributions of $M(\gamma_L J/\psi)$ for both $J/\psi \rightarrow e^+e^-$ and $J/\psi \rightarrow \mu^+\mu^-$ at $\sqrt{s} = 4.13 \sim 4.3 \text{ GeV}$ (exclude 4.178 GeV) and $\sqrt{s} = 4.3 \sim 4.5 \text{ GeV}$ are also shown in Fig. 1.

The production cross section of $e^+e^- \rightarrow \gamma\chi_{c1,c2}$ at each e^+e^- c.m. energy is calculated as

$$\sigma(\sqrt{s}) = \frac{N^{\text{signal}}}{\mathcal{L}_{\text{int}}(1 + \delta)\epsilon\mathcal{B}}, \quad (1)$$

where N^{signal} is the number of signal events, \mathcal{L}_{int} is the integrated luminosity, ϵ is the selection efficiency, and $\mathcal{B} = \mathcal{B}(\chi_{c1,c2} \rightarrow \gamma J/\psi) \times \mathcal{B}(J/\psi \rightarrow \ell^+\ell^-)$ is the branching fraction of intermediate states in the sequential decay, $(1 + \delta)$ is the ISR correction factor [29]. The ISR correction factor is calculated with the KKMC program, with the measured \sqrt{s} -dependent cross section of the reactions $e^+e^- \rightarrow \gamma\chi_{c1,c2}$ as input. This procedure is iterated several times until $(1 + \delta)\epsilon$ converges, i.e. the relative difference between the last two iterations is less than 1%.

The final measured cross sections $\sigma(\sqrt{s})$ for $e^+e^- \rightarrow \gamma\chi_{c1}$ are shown in Fig. 2 and are summarized in Table A in the Appendix. Note that some of the cross sections are negative, thereby seem unphysical. This is caused by the fact that the number of events in the signal region is less than the estimated number of background events from sideband regions, and it can be explained by statistical fluctuations. To study the possible resonances in the $e^+e^- \rightarrow \gamma\chi_{c1}$ process, a maximum likelihood fit is performed to the \sqrt{s} -dependent cross sections. To describe the data, we use two coherent Breit-Wigner (BW) resonances, i.e. the $\psi(4040)$ and $\psi(4160)$, together with a continuum term and the incoherent $\psi(3686)$, $\psi(3770)$ tail contributions. Since the contribution from $\psi(3686)$

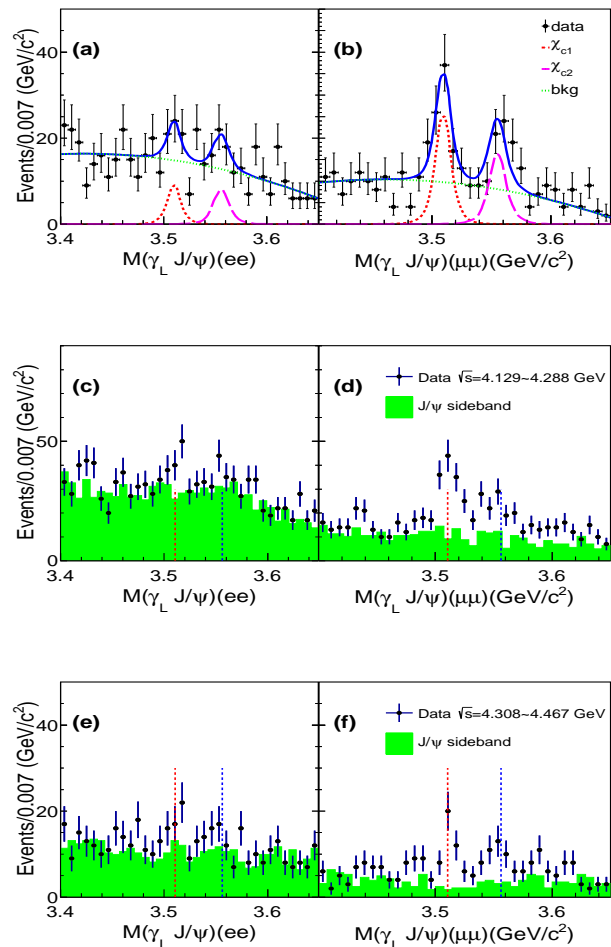


Fig. 1. Fit to the $M(\gamma_L J/\psi)$ distributions for (a) $J/\psi \rightarrow e^+e^-$ and (b) $J/\psi \rightarrow \mu^+\mu^-$ data at $\sqrt{s} = 4.178 \text{ GeV}$. The $M(\gamma_L J/\psi)$ distributions for $J/\psi \rightarrow e^+e^-$ (c,e) and $J/\psi \rightarrow \mu^+\mu^-$ (d,f) data at $\sqrt{s} = 4.129 - 4.288 \text{ GeV}$ (exclude 4.178 GeV) (c,d) and $\sqrt{s} = 4.308 - 4.467 \text{ GeV}$ (e,f). In a, b: Dots with error bars are data, the blue solid curves are the total fit results, the red dotted (pink dashed) curves are χ_{c1} (χ_{c2}) signals, and the green dotted-dashed curves are backgrounds. In c, d, e, f: the shaded histograms are from normalized J/ψ mass sideband events, the red and blue vertical dashed lines represent the world average mass values of χ_{c1} and χ_{c2} resonances, respectively.

and $\psi(3770)$ is small at $\sqrt{s} > 4 \text{ GeV}$ and also lack of data between 3.77 and 4.0 GeV, we do not consider the interference effect from $\psi(3686)$ and $\psi(3770)$. The possible interference effect between continuum and other components is also investigated and we find its contribution is small (and taken as systematic effects). The fit function is thus written as

$$\begin{aligned} \sigma_{e^+e^- \rightarrow \gamma\chi_{c1}}(\sqrt{s}) = & |A_{\text{cont}}|^2 + |BW_{\psi(3686)}(\sqrt{s})|^2 \\ & + |BW_{\psi(3770)}(\sqrt{s})|^2 + |BW_{\psi(4040)}(\sqrt{s})|^2 \\ & + |BW_{\psi(4160)}(\sqrt{s})e^{i\phi_1}|^2, \end{aligned} \quad (2)$$

where ϕ_i is the relative phase of the amplitude, and A_{cont} is the continuum amplitude which is parameterized as

$$A_{cont} = \sqrt{\frac{f_{cont}}{\sqrt{s}^n}} \Phi(\sqrt{s}), \quad (3)$$

where f_{cont} and n are the free parameters. *BW* function is described as

$$BW_R(\sqrt{s}) = \frac{M_R}{\sqrt{s}} \frac{\sqrt{12\pi\Gamma_R^{ee}\Gamma_R^{tot}B_R}}{s - M_R^2 + iM_R\Gamma_R^{tot}} \sqrt{\frac{\Phi(\sqrt{s})}{\Phi(M_R)}}, \quad (4)$$

where M , Γ_R^{tot} and Γ_R^{ee} are the mass, full width and electric width of the resonance R , respectively. B_R is the branching fraction of $R \rightarrow \gamma\chi_{c1}$, and $\Phi(\sqrt{s})$ is the phase space factor. For the E1 transition of the process $\psi(3686) \rightarrow \gamma\chi_{c1}$, we consider an additional factor the E_γ^3 [30] and a damping factor [31], according to

$$BW_{\psi(3686)}(\sqrt{s}) = \frac{M}{\sqrt{s}} \frac{\sqrt{12\pi\Gamma^{ee}\Gamma^{tot}B_i}}{s - M^2 + iM\Gamma^{tot}} \Phi(\sqrt{s})D(\sqrt{s}), \quad (5)$$

where the phase space factor is given by $\Phi(\sqrt{s}) = \left(\frac{E_\gamma}{E_\gamma^0}\right)^{3/2}$ [30], and the damping factor as $D(\sqrt{s}) = \left(\frac{E_\gamma^0}{E_\gamma^0 E_\gamma + (E_\gamma^0 - E_\gamma)^2}\right)^{1/2}$ [31]. The parameters E_γ and E_γ^0 are the energy of the E1 photon for the $\psi(3686) \rightarrow \gamma\chi_{c1}$ decay at c.m. energy \sqrt{s} and at the $\psi(3686)$ mass, respectively.

In the cross section fit, the likelihood function is defined as

$$\mathcal{L} = \prod G(N_i^{\text{sig}}|s_i) \prod P(N_j^{\text{obs}}|(s+b)_j), \quad (6)$$

where N^{sig} is the number of signal events measured from data set i , s_i is the expected number of signal events for the corresponding data set, and G represents a Gaussian distribution which describes data sets with high statistics at $\sqrt{s} = 3.773$ and 4.178 GeV. N_j^{obs} is the number of events observed in the χ_{c1} mass interval from data set j , $(s+b)_j$ is the expected sum of signal and background events in the same interval, and P represents a Poisson distribution which describes low statistics data sets at other c.m. energies. In the fit PDF, the masses and widths of $\psi(3686)$, $\psi(3773)$, $\psi(4040)$, $\psi(4160)$, and $\Gamma_{ee} \cdot \mathcal{B}_i[\psi(3686) \rightarrow \gamma\chi_{c1}]$ are fixed to PDG values [12]. The fit result is shown in Fig. 2, and also summarized in Table 1. The significance of $\psi(4040)$, $\psi(4160)$ and the continuum term are estimated to be 3.7σ , 3.3σ and 6.7σ , respectively. Considering the different interference schemes, there are two solutions with equally good fit quality [32]. A χ^2 -test is used to estimate the fit quality. Due to the low statistics of data at some c.m. energies, we merge the data sets into 17 groups, and the χ^2 -test gives $\chi^2/ndf = 10.6/11 = 0.96$, where ndf is the number of degree of freedom.

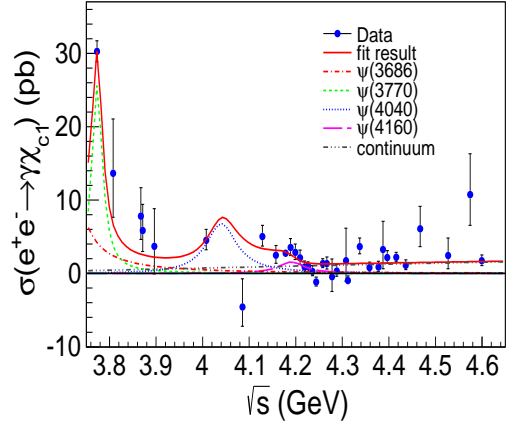


Fig. 2. Cross section of $e^+e^- \rightarrow \gamma\chi_{c1}$ process and a maximum likelihood fit to the line shape. Dots with error bars are data, the red curve shows the fit results, and the dashed curves show the contribution of each component.

Table 1. Results of the fit to the $e^+e^- \rightarrow \gamma\chi_{c1}$ cross sections. The unit of e^+e^- partial width is eV/c^2 and the unit of f_{cont} is eV^n/pb . The errors are statistical only.

Parameter	Solution I	Solution II
$\Gamma^{ee}\mathcal{B}(\psi(3770) \rightarrow \gamma\chi_{c1})$	$(6.8 \pm 0.4) \times 10^{-1}$	
$\Gamma^{ee}\mathcal{B}(\psi(4040) \rightarrow \gamma\chi_{c1})$	$(6.0 \pm 2.1) \times 10^{-1}$	$(6.1 \pm 2.1) \times 10^{-1}$
$\Gamma^{ee}\mathcal{B}(\psi(4160) \rightarrow \gamma\chi_{c1})$	$(1.3 \pm 0.8) \times 10^{-1}$	$(1.4 \pm 0.9) \times 10^{-1}$
ϕ_1	$192.1^\circ \pm 24.1^\circ$	$196.0^\circ \pm 24.6^\circ$
f_{cont}	4.1 ± 0.6	
n	0 ± 1.3	

For the $e^+e^- \rightarrow \gamma\chi_{c2}$ process, the measured cross sections are shown in the Fig. 3 and summarized in Table B in the Appendix. In the fit PDF, the resonance parameters of $\psi(3686)$, $\psi(3770)$, $\psi(4040)$, and $\psi(4160)$ are also fixed to PDG values. To describe the \sqrt{s} -dependent cross section, one more resonance is added in the fit function to describe the structure around $\sqrt{s} = 4.39$ GeV. According to the fit, the contribution from continuum is not significant in this process ($< 1\sigma$). Thus, we construct the fit function as

$$\begin{aligned} \sigma_{e^+e^- \rightarrow \gamma\chi_{c2}}(\sqrt{s}) = & |BW_{\psi(3686)}(\sqrt{s})|^2 + |BW_{\psi(3770)}(\sqrt{s})|^2 + \\ & |BW_{\psi(4040)}(\sqrt{s}) + BW_{\psi(4160)}(\sqrt{s})e^{i\phi_1} \\ & + BW_{\mathcal{R}}(\sqrt{s})e^{i\phi_2}|^2, \end{aligned} \quad (7)$$

The fit results are shown in Fig. 3 and summarized in Table 2. The significance of $\psi(4040)$, $\psi(4160)$ and the resonance near 4.39 GeV are estimated to be 2.0σ , 4.6σ and 5.8σ , respectively. There are four solutions with equal fit quality. Similarly, we merge the data into 17 groups when performing a χ^2 -test. The χ^2 -test to the fit quality gives $\chi^2/ndf = 7.8/9 = 0.87$.

Table 2. Results of the fit to the $e^+e^- \rightarrow \gamma\chi_{c2}$ cross sections. The unit of the e^+e^- partial width is eV/c^2 . The errors are statistical only.

Parameter	Solution I	Solution II	Solution III	Solution IV
$\Gamma^{ee}\mathcal{B}(\psi(3770) \rightarrow \gamma\chi_{c2})$			$(0.6 \pm 0.4) \times 10^{-1}$	
$\Gamma^{ee}\mathcal{B}(\psi(4040) \rightarrow \gamma\chi_{c2})$	$(13.4 \pm 4.7) \times 10^{-1}$	$(6.9 \pm 3.5) \times 10^{-1}$	$(13.3 \pm 4.7) \times 10^{-1}$	$(6.9 \pm 3.5) \times 10^{-1}$
$\Gamma^{ee}\mathcal{B}(\psi(4160) \rightarrow \gamma\chi_{c2})$	$(6.8 \pm 1.9) \times 10^{-1}$	$(2.1 \pm 0.9) \times 10^{-1}$	$(6.4 \pm 1.8) \times 10^{-1}$	$(2.1 \pm 0.9) \times 10^{-1}$
$M(\mathcal{R})$			4371.7 ± 7.5	
$\Gamma^{tot}(\mathcal{R})$			51.1 ± 17.6	
$\Gamma^{ee}\mathcal{B}(\mathcal{R} \rightarrow \gamma\chi_{c2})$	$(4.7 \pm 1.6) \times 10^{-1}$	$(3.9 \pm 1.3) \times 10^{-1}$	$(4.4 \pm 1.5) \times 10^{-1}$	$(4.1 \pm 1.4) \times 10^{-1}$
ϕ_1	$241.5^\circ \pm 15.0^\circ$	$105.6^\circ \pm 33.7^\circ$	$238.9^\circ \pm 14.8^\circ$	$107.3^\circ \pm 34.2^\circ$
ϕ_2	$248.7^\circ \pm 31.3^\circ$	$24.8^\circ \pm 39.2^\circ$	$252.6^\circ \pm 31.7^\circ$	$19.5^\circ \pm 30.8^\circ$

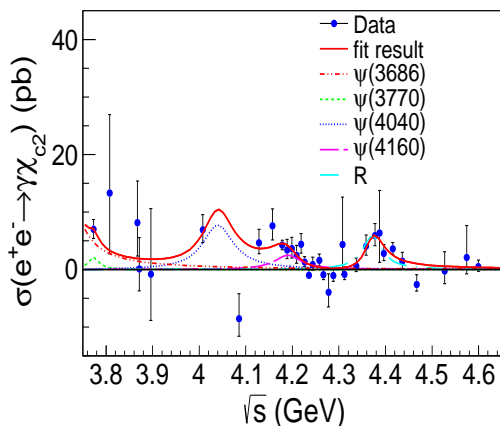


Fig. 3. Same as Fig. 2, except that this is for $e^+e^- \rightarrow \gamma\chi_{c2}$ process.

IV. $e^+e^- \rightarrow \gamma\chi_{c0}$

A. Event selection

For the $e^+e^- \rightarrow \gamma\chi_{c0}$ study, the χ_{c0} resonance is reconstructed with $2(\pi^+\pi^-)$, $\pi^+\pi^-K^+K^-$, and K^+K^- decay modes. Considering the relatively small branching fractions from the χ_{c0} decay and also the high background levels, only the data samples with $L_{\text{int}} > 400 \text{ pb}^{-1}$ at $\sqrt{s} > 4.0 \text{ GeV}$ are used in this study. The selection criteria of charged tracks and photons are the same as for the $e^+e^- \rightarrow \gamma\chi_{c1,c2}$ analysis. The particle identification (PID) of kaons and pions is based on the dE/dx and TOF information, and the particle type with the highest probability is assigned to each track. For photons, the most energetic photon is regarded as the candidate for signal events. A 4C kinematic fit is performed to these three decay modes and $\chi_{4c}^2 < 25$ is required for both $\chi_{c0} \rightarrow 2(\pi^+\pi^-)/K^+K^-\pi^+\pi^-$ modes and $\chi_{4c}^2 < 30$ for the $\chi_{c0} \rightarrow K^+K^-$ mode.

For the $\chi_{c0} \rightarrow K^+K^-\pi^+\pi^-$ decay mode, background events with a photon from resonances decay, such as $\omega \rightarrow \pi^+\pi^-\pi^0$, $\eta' \rightarrow \gamma\pi^+\pi^-$ and $\pi^0 \rightarrow \gamma\gamma$ are vetoed. For $\omega \rightarrow \pi^+\pi^-\pi^0$ events with one of the photons from the π^0 decay undetected, we require $|M(\gamma\pi^+\pi^-) -$

$756.9 \text{ MeV}/c^2| > 20 \text{ MeV}/c^2$ to suppress them. Here, $756.9 \text{ MeV}/c^2$ is the mean value of the $\gamma\pi^+\pi^-$ mass distribution and is obtained by fitting the $M(\gamma\pi^+\pi^-)$ spectrum. The $\eta' \rightarrow \gamma\pi^+\pi^-$ background events are vetoed by requiring $|M(\gamma\pi^+\pi^-) - m(\eta')| > 10 \text{ MeV}/c^2$ (hereafter, $m(\text{particle})$ denotes the world average mass of the PDG [12]). To further suppress backgrounds from $\pi^0 \rightarrow \gamma\gamma$ decay, the combination of the radiative photon with an extra reconstructed photon should not come from a π^0 candidate. We require $|M(\gamma\gamma_{\text{extra}}) - m(\pi^0)| > 12 \text{ MeV}/c^2$, where $M(\gamma\gamma_{\text{extra}})$ is the mass closest to $m(\pi^0)$ from the radiative photon and an extra photon combination. Further background from $\phi \rightarrow K^+K^-$ process is also vetoed by requiring $M(K^+K^-) > 1.05 \text{ GeV}/c^2$.

For the $\chi_{c0} \rightarrow 2(\pi^+\pi^-)$ decay mode, the background events with $\eta \rightarrow \gamma\pi^+\pi^-$, $\omega \rightarrow \pi^0\pi^+\pi^-$, $\eta' \rightarrow \gamma\pi^+\pi^-$ and $\pi^0 \rightarrow \gamma\gamma$ are suppressed by requiring $|M(\gamma\pi\pi) - m(\eta)| > 6 \text{ MeV}/c^2$, $|M(\gamma\pi\pi) - 765.4 \text{ MeV}/c^2| > 22 \text{ MeV}/c^2$, $|M(\gamma\pi\pi) - m(\eta')| > 10 \text{ MeV}/c^2$ and $|M(\gamma\gamma_{\text{extra}}) - m(\pi^0)| > 6 \text{ MeV}/c^2$, respectively. Similarly, the $765.4 \text{ MeV}/c^2$ is the average value obtained by fitting the $M(\gamma\pi^+\pi^-)$ spectrum for ω background events. Here, $M(\gamma\pi\pi)$ keeps all combinations of pion pairs. There are backgrounds from radiative Bhabha and radiative dimuon events ($e^+e^- \rightarrow \gamma\mu^+\mu^-$), with one of the radiative photon converted to an e^+e^- pair (γ -conversion) and misidentified as pions. The opening angle of the $\pi^+\pi^-$ candidate is expected to be small ($\cos\theta \sim 1$) for such kind of background events, and we require $\cos\theta_{\pi^+\pi^-} < 0.98$ for all $\pi^+\pi^-$ candidate combinations to suppress them.

For the $\chi_{c0} \rightarrow K^+K^-$ decay mode, there are Bhabha background events. We require the deposited energy in the EMC over the momentum of a charged track $E_{\text{EMC}}/p < 0.8$ to reject them. Same as before, $|M(\gamma\gamma_{\text{extra}}) - m(\pi^0)| > 10 \text{ MeV}/c^2$ is required to suppress background with $\pi^0 \rightarrow \gamma\gamma$.

B. Cross section

Figure 4 shows the $M(K^+K^-\pi^+\pi^-)$, $M(\pi^+\pi^-\pi^+\pi^-)$, and $M(K^+K^-)$ invariant mass distributions for the full data sets after imposing the above selection criteria. To obtain the number of χ_{c0} signal events, an unbinned max-

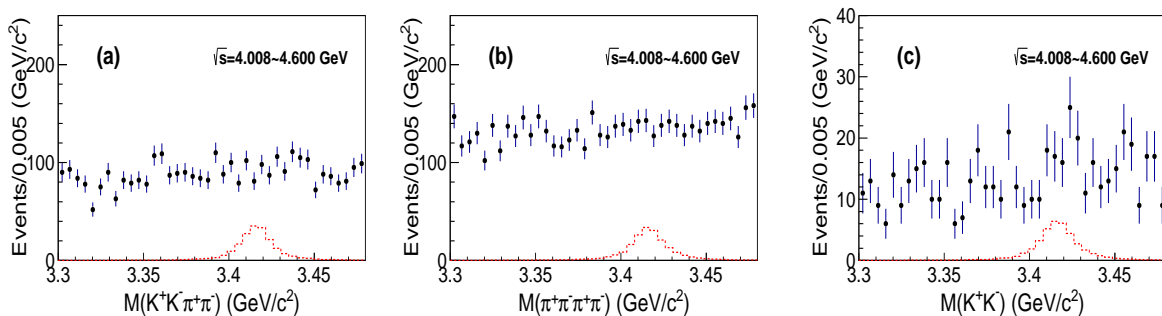


Fig. 4. Mass distributions of (a) $M(K^+K^-\pi^+\pi^-)$, (b) $M(\pi^+\pi^-\pi^+\pi^-)$ and (c) $M(K^+K^-)$ for combined data samples from $\sqrt{s} = 4.008$ to 4.600 GeV. The red histograms represent the χ_{c0} MC shape with an arbitrary normalization.

imum likelihood fit is performed to the $M(K^+K^-\pi^+\pi^-)$, $M(\pi^+\pi^-\pi^+\pi^-)$ and $M(K^+K^-)$ distributions simultaneously. The signal yields for three decay modes are constrained according to corresponding reconstruction efficiencies and branching fractions. In the fit, the signal PDFs are described with the shapes from simulated signal MC events. The background shapes are described with two 2nd-order polynomial functions for the $\chi_{c0} \rightarrow K^+K^-\pi^+\pi^-$, $2(\pi^+\pi^-)$ decay modes, and a 1st-order polynomial function for the K^+K^- mode. The significance of χ_{c0} signal is estimated to be less than 2σ at each c.m. energy point. To estimate an upper limit (UL) of the production cross sections, we scan the likelihood curve in the fit and set the 90% C.L. The corresponding UL of the cross section is calculated as

$$\sigma_{e^+e^- \rightarrow \gamma\chi_{c0}}^{\text{up}}(\sqrt{s}) = \frac{N^{\text{up}}}{\mathcal{L}_{\text{int}}(1+\delta)(1+\delta_v) \sum_{i=0}^3 \epsilon_i \cdot \mathcal{B}_i}, \quad (8)$$

where N^{up} is the UL of the number of signal events at 90% C.L., which is obtained by integrating the likelihood curve of the fit (the systematic uncertainty is considered by convolving the likelihood curve with a Gaussian and its standard deviation is set to the systematic uncertainty). $(1+\delta_v)$ is the vacuum polarization factor taken from calculation [33]. The UL of the cross sections at all c.m. energies are shown in Fig. 5 and summarized in Table C in the Appendix.

V. SYSTEMATIC UNCERTAINTY

The systematic uncertainty of the cross section measurements of $e^+e^- \rightarrow \gamma\chi_{cJ}$ ($J = 0, 1, 2$) mainly comes from the luminosity measurement, detection efficiency, decay branching fractions, signal extraction, and radiative correction. The luminosity is measured using Bhabha events and the uncertainty is estimated to be 1% [18]. For high momentum leptons, the uncertainty of the tracking efficiency is 1% per track [15]. The uncertainty in the photon reconstruction is 1% per photon, estimated by studying the $J/\psi \rightarrow \rho^0\pi^0$ decay [34]. The PID efficiency uncertainty for each charged track is taken

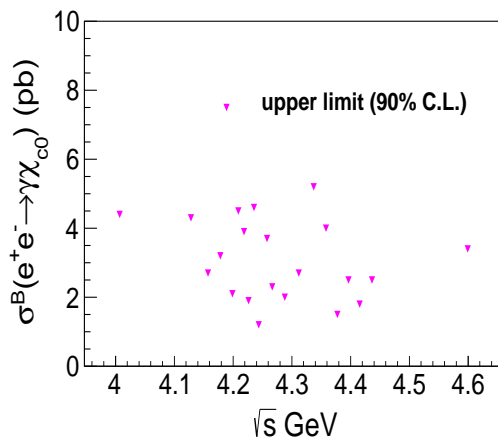


Fig. 5. The upper limits of Born cross section for $e^+e^- \rightarrow \gamma\chi_{c0}$ process at $\sqrt{s} = 4.008 - 4.600$ GeV.

as 1% [35]. For the systematic uncertainty from the kinematic fit, we correct the track helix parameters in the MC simulation according to the method described in Ref. [36], and the efficiency difference before and after correction is considered as the systematic uncertainty. The systematic error for branching fractions of $\chi_{c1,c2} \rightarrow \gamma J/\psi$ and $\chi_{c0} \rightarrow \pi^+\pi^-\pi^+\pi^-$, $K^+K^-\pi^+\pi^-$, K^+K^- are taken from the PDG [12]. For the $e^+e^- \rightarrow \gamma\chi_{c0}$ process, the systematic uncertainties for tracking, PID, photon detection and kinematic fit are the same, and the total systematic error is obtained by weighting each individual one according to the branching fractions and efficiencies of three χ_{c0} decay modes, by considering the possible correlations between them.

For the systematic uncertainty from the background veto requirements, we select the $\psi(3686) \rightarrow \gamma\chi_{c0,c1,c2}$ control samples, and the selection requirements are exactly the same as the requirements described above. We take the efficiency difference between MC simulation and corresponding control samples as the systematic uncertainties. For the systematic uncertainty from the J/ψ mass window, an $e^+e^- \rightarrow \eta J/\psi$ control sample is studied and we take the efficiency difference between MC simu-

lation and control samples as the uncertainties.

Table 3. Summary of systematic uncertainties sources on the cross section measurement in %, the “-” indicates that the uncertainty is not applicable.

Source	χ_{c0}	χ_{c1}	χ_{c2}
Luminosity	1.0	1.0	1.0
Tracking	7.4	2.0	2.0
Photon efficiency	2.0	2.0	2.0
PID	7.4	-	-
Kinematic fit	4.8	0.3	0.1
Branching fraction	7.8	3.5	3.6
Signal extraction	-	7.0	7.0
Background veto	2.5	1.7	1.2
Decay model	2.1	-	-
Radiative correction	1.2	4.5	3.9
Total	14.5	9.7	9.4

To obtain the systematic uncertainty from signal extraction, we refit the $M(\gamma_H J/\psi)$ by replacing the background shape with 2nd-order polynomial function, varying the fit range ($+0.05 \text{ GeV}/c^2$), changing the signal shape from signal MC shape to signal MC shape convoluted with a float Gaussian function. The difference with nominal fit results is taken as the systematic uncertainty. For the systematic uncertainties from the ISR correction factor in $e^+e^- \rightarrow \gamma\chi_{c1,c2}$, two sources are considered. Firstly, the difference of $(1 + \delta) * \epsilon$ between the last two iterations is taken as systematic uncertainty, which is 1%. The other sources are the uncertainty of the fit parameters, fit components and damping factor. We sample the fit parameters with Gaussian functions (take the fit results as mean values and the errors as standard deviations) 200 times, then calculate the corresponding $(1 + \delta) * \epsilon$ values. The standard deviation for $(1 + \delta) * \epsilon$ of the 200 samplings is taken as a systematic error, which is 1.0% and 1.8% for $e^+e^- \rightarrow \gamma\chi_{c1}$ and $\gamma\chi_{c2}$, respectively. Due to the low significance of $\psi(4040)/\psi(4160)$ in the $e^+e^- \rightarrow \gamma\chi_{c1}$ process and $\psi(4040)$ in the $e^+e^- \rightarrow \gamma\chi_{c2}$ process, the input cross section line shapes in MC generation are tested by excluding these charmonium states. The differences for $(1 + \delta) * \epsilon$ are 3.5% and 3.0% for $e^+e^- \rightarrow \gamma\chi_{c1}$ and $\gamma\chi_{c2}$, respectively. For the systematic uncertainty from the damping factor, we change the damping factor from $\left(\frac{(E_\gamma^0)^2}{E_\gamma^0 E_\gamma + (E_\gamma^0 - E_\gamma)^2}\right)^{1/2}$ [31] to $e^{-\frac{E_\gamma^2}{8\beta^2}}$ [37] (the value of β is also quoted from Ref. [37]), the $(1 + \delta) * \epsilon$ difference with two different damping factor are 0.9% and 1.3% for $e^+e^- \rightarrow \gamma\chi_{c1}$ and $\gamma\chi_{c2}$, respectively. For the possible interference between continuum and other components in the $e^+e^- \rightarrow \gamma\chi_{c1}$ process, the $(1 + \delta) * \epsilon$ difference with or without considering interference is taken as systematic error, which is 2.3%. For the $e^+e^- \rightarrow \gamma\chi_{c0}$, the difference between a flat line shape or a $\psi(3770)$ line shape is taken as uncertainty. For $\chi_{c0} \rightarrow \pi^+\pi^-\pi^+\pi^-$, $K^+K^-\pi^+\pi^-$ decay modes, the signal MC samples are generated by including all subprocesses. The difference with a pure phase space model

is taken as the uncertainty due to the decay model. Table 3 summarizes all the systematic uncertainty sources and their contributions. The total systematic uncertainty is obtained by adding all sources in quadrature.

For the resonance parameters of the structure around 4.39 GeV, the uncertainty of c.m. energies ($\pm 0.8 \text{ MeV}$) are common for all data samples, and this uncertainty will propagate directly to the mass measurement. For the uncertainty from the damping factor, we change the damping factor from $\left(\frac{(E_\gamma^0)^2}{E_\gamma^0 E_\gamma + (E_\gamma^0 - E_\gamma)^2}\right)^{1/2}$ [31] to $e^{-\frac{E_\gamma^2}{8\beta^2}}$ [37], and the differences are 0.9 MeV and 0.5 MeV for the mass and width, respectively. To estimate the uncertainties from the parameters of $\psi(3686)$, $\psi(3770)$, $\psi(4160)$ and $\psi(4040)$, we randomly sample the four resonances parameters with Gaussian functions (PDG means and errors), and these values are used as input to refit the cross section. The standard deviations of these 1500 fit results are quoted as systematic errors, which are 1.0 MeV/ c^2 and 1.6 MeV for the mass and width, respectively. In the cross section fit, the $\psi(3770)$ contribution is added incoherently in the PDF. The possible systematic from the interference effect of $\psi(3770)$ is estimated by considering interference effect in the cross section fit. The differences are 0.8 MeV/ c^2 and 0.8 MeV for the mass and width. Assuming all the systematic errors are independent, the total systematic errors are 1.8 MeV/ c^2 and 1.9 MeV for mass and width, respectively, by adding all sources in quadrature.

VI. SUMMARY

In summary, using 19.3 fb^{-1} data at c.m. energies between 3.773 and 4.600 GeV, we observe the $e^+e^- \rightarrow \gamma\chi_{c1,c2}$ processes for the first time at $\sqrt{s} = 4.178 \text{ GeV}$. The statistical significances are 7.6σ and 6.0σ for $\gamma\chi_{c1,c2}$, respectively. For the $e^+e^- \rightarrow \gamma\chi_{c1}$ process, the cross section line shape can be described with $\psi(3686)$, $\psi(3770)$, $\psi(4040)$ and $\psi(4160)$ resonances. For the $e^+e^- \rightarrow \gamma\chi_{c2}$ process, one more resonance is added to describe the line shape of the cross section. The significance of this resonance is estimated to be 5.8σ , and its parameters are measured to be $M = 4371.7 \pm 7.5 \pm 1.8 \text{ MeV}/c^2$ and $\Gamma^{tot} = 51.1 \pm 17.6 \pm 1.9 \text{ MeV}$, which are consistent with the $Y(4360)/Y(4390)$ resonances [12] within errors. Our result supports the $Y(4360)/Y(4390) \rightarrow \gamma\chi_{c2}$ radiative transition. In addition, the measured cross sections for $e^+e^- \rightarrow \gamma\chi_{c1,c2}$ are consistent with the potential model predictions [13], except for $\mathcal{B}[\psi(4160) \rightarrow \gamma\chi_{c2}] \sim 10^{-7}$, which is significantly lower than our measurement $\mathcal{B}[\psi(4160) \rightarrow \gamma\chi_{c2}] = (4.4 - 14.2) \times 10^{-4}$. For the $e^+e^- \rightarrow \gamma\chi_{c0}$ process, no obvious signal is observed. The UL indicates the $e^+e^- \rightarrow \gamma\chi_{c0}$ cross section is less than 8 pb between 4 and 4.6 GeV, and the UL is consistent with theoretical expectations.

VII. ACKNOWLEDGEMENTS

The BESIII collaboration thanks the staff of BEPCII and the IHEP computing center for their strong support. This work is supported in part by National Key R&D Program of China under Contracts Nos. 2020YFA0406300, 2020YFA0406400; National Natural Science Foundation of China (NSFC) under Contracts Nos. 11625523, 11635010, 11735014, 11822506, 11835012, 11935015, 11935016, 11935018, 11961141012, 12022510, 12025502, 12035009, 12035013, 12061131003, 11975141; the Chinese Academy of Sciences (CAS) Large-Scale Scientific Facility Program; Joint Large-Scale Scientific Facility Funds of the NSFC and CAS under Contracts Nos. U1732263, U1832207; CAS Key Research Program of Frontier Sciences under Contract No. QYZDJ-SSW-SLH040; 100 Talents Program of CAS; IN-

PAC and Shanghai Key Laboratory for Particle Physics and Cosmology; ERC under Contract No. 758462; European Union Horizon 2020 research and innovation programme under Contract No. Marie Skłodowska-Curie grant agreement No 894790; German Research Foundation DFG under Contracts Nos. 443159800, Collaborative Research Center CRC 1044, FOR 2359, FOR 2359, GRK 214; Istituto Nazionale di Fisica Nucleare, Italy; Ministry of Development of Turkey under Contract No. DPT2006K-120470; National Science and Technology fund; Olle Engkvist Foundation under Contract No. 200-0605; STFC (United Kingdom); The Knut and Alice Wallenberg Foundation (Sweden) under Contract No. 2016.0157; The Royal Society, UK under Contracts Nos. DH140054, DH160214; The Swedish Research Council; U. S. Department of Energy under Contracts Nos. DE-FG02-05ER41374, DE-SC-0012069

-
- [1] S. L. Olsen, T. Skwarnicki and D. Zieminska, *Rev. Mod. Phys.* **90**, 015003 (2018).
- [2] B. Aubert *et al.* (BaBar Collaboration), *Phys. Rev. Lett.* **95**, 142001 (2005).
- [3] Q. He *et al.* (CLEO Collaboration), *Phys. Rev. D* **74**, 091104 (2006).
- [4] C. Z. Yuan *et al.* (Belle Collaboration), *Phys. Rev. Lett.* **99**, 182004 (2007).
- [5] Z. Q. Liu *et al.* (Belle Collaboration), *Phys. Rev. Lett.* **110**, 252002 (2013) [erratum: *Phys. Rev. Lett.* **111**, 019901 (2013)].
- [6] B. Aubert *et al.* (BaBar Collaboration), *Phys. Rev. Lett.* **98**, 212001 (2007).
- [7] X. L. Wang *et al.* (Belle Collaboration), *Phys. Rev. Lett.* **99**, 142002 (2007).
- [8] J. P. Lees *et al.* (BaBar Collaboration), *Phys. Rev. D* **89**, 111103 (2014).
- [9] X. L. Wang *et al.* (Belle Collaboration), *Phys. Rev. D* **91**, 112007 (2015).
- [10] E. Eichten, K. Gottfried, T. Kinoshita, K. D. Lane, and T. M. Yan, *Phys. Rev. D* **17**, 3090 (1978); *Phys. Rev. D* **21**, 313 (1980); S. Godfrey and N. Isgur, *Phys. Rev. D* **32**, 189-231 (1985).
- [11] T. Barnes, S. Godfrey and E. S. Swanson, *Phys. Rev. D* **72**, 054026 (2005).
- [12] P. A. Zyla *et al.* (Particle Data Group), *Prog. Theor. Exp. Phys.* 2020, 083C01 (2020).
- [13] L. Ma, Z. F. Sun, X. H. Liu, W. Z. Deng, X. Liu and S. L. Zhu, *Phys. Rev. D* **90**, 034020 (2014).
- [14] K. T. Chao, Z. G. He, D. Li and C. Meng, [arXiv:1310.8597 [hep-ph]].
- [15] M. Ablikim *et al.* (BESIII Collaboration), *Chin. Phys. C* **39**, 041001 (2015).
- [16] T. E. Coan *et al.* (CLEO Collaboration), *Phys. Rev. Lett.* **96**, 162003 (2006).
- [17] Y. L. Han *et al.* (Belle Collaboration), *Phys. Rev. D* **92**, 012011 (2015).
- [18] M. Ablikim *et al.* (BESIII Collaboration), *Chin. Phys. C* **39**, 093001 (2015); *Chin. Phys. C* **37**, 123001 (2013).
- [19] M. Ablikim *et al.* (BESIII Collaboration), *Chin. Phys. C* **40**, 063001 (2016).
- [20] M. Ablikim *et al.* (BESIII Collaboration), *Nucl. Instrum. Meth. A* **614**, 345-399 (2010).
- [21] C. H. Yu *et al.*, Proceedings of IPAC2016, Busan, Korea, 2016.
- [22] M. Ablikim *et al.* (BESIII Collaboration), *Chin. Phys. C* **44**, 040001 (2020).
- [23] X. Li *et al.*, *Radiat. Detect. Technol. Methods* **1**, 13 (2017); Y. X. Guo *et al.*, *Radiat. Detect. Technol. Methods* **1**, 15 (2017); P. Cao *et al.*, *Nucl. Instrum. Meth. A* **953**, 163053 (2020).
- [24] S. Agostinelli *et al.* (GEANT4 Collaboration), *Nucl. Instrum. Meth. A* **506**, 250 (2003).
- [25] S. Jadach, B. F. L. Ward and Z. Was, *Phys. Rev. D* **63**, 113009 (2001); *Comput. Phys. Commun.* **130**, 260 (2000).
- [26] E. Richter-Was, *Phys. Lett. B* **303**, 163 (1993).
- [27] D. J. Lange, *Nucl. Instrum. Meth. A* **462**, 152 (2001); R. G. Ping, *Chin. Phys. C* **32**, 599 (2008).
- [28] J. C. Chen, G. S. Huang, X. R. Qi, D. H. Zhang and Y. S. Zhu, *Phys. Rev. D* **62**, 034003 (2000); R. L. Yang, R. G. Ping and H. Chen, *Chin. Phys. Lett.* **31**, 061301 (2014).
- [29] E. A. Kuraev and V. S. Fadin, *Sov. J. Nucl. Phys.* **41**, 466 (1985).
- [30] N. Brambilla *et al.*, *Eur. Phys. J. C* **71**, 1534 (2011) (See Eq.(93)).
- [31] V. V. Anashin *et al.*, *Int. J. Mod. Phys. Conf. Ser.* **02**, 188 (2011).
- [32] Y. Bai and D. Y. Chen, *Phys. Rev. D* **99**, 072007 (2019).
- [33] S. Actis *et al.*, *Eur. Phys. J. C* **66**, 585 (2010).
- [34] M. Ablikim *et al.* (BESIII Collaboration), *Phys. Rev. D* **81**, 052005 (2010).
- [35] M. Ablikim *et al.* (BESIII Collaboration), *Phys. Rev. D* **97**, 032008 (2018).
- [36] M. Ablikim *et al.* (BESIII Collaboration), *Phys. Rev. D* **87**, 1, 012002 (2013).
- [37] R. E. Mitchell *et al.* (CLEO Collaboration), *Phys. Rev. Lett.* **102**, 011801 (2009) Erratum: [*Phys. Rev. Lett.* **106**, 159903 (2011)].

A. APPENDIX

Table A. Summary of the c.m. energy, luminosities, the number of signals, detection efficiencies(e^+e^- and $\mu^+\mu^-$ mode), radiative correction factors, measured cross section($\sigma(e^+e^- \rightarrow \gamma\chi_{c1})$). The first errors are statistical and the second systematic. The “-” indicates that when we measure cross section, we merge $J/\psi \rightarrow e^+e^-$ and $J/\psi \rightarrow \mu^+\mu^-$ two modes, and only combined cross section is obtained.

\sqrt{s}	$\mathcal{L}_{\text{int}}(\text{pb}^{-1})$	$N_{c1}(e^+e^-)$	$N_{c1}(\mu^+\mu^-)$	$\epsilon_{e^+e^-}$	$\epsilon_{\mu^+\mu^-}$	$(1 + \delta)$	$\sigma(e^+e^-)$ (pb)	$\sigma(\mu^+\mu^-)$ (pb)	σ_{com} (pb)
3.7730	2932	$281.7^{+23.3}_{-23.1}$	$450.0^{+26.2}_{-25.4}$	0.210	0.369	0.689	$32.4^{+2.7}_{-2.7} \pm 3.2$	$29.5^{+1.7}_{-1.7} \pm 2.8$	$30.3^{+1.4}_{-1.4} \pm 2.9$
3.8077	50.5	$7.0^{+3.8}_{-3.1}$		0.252	0.983		-	-	$13.6^{+7.4}_{-6.0} \pm 1.3$
3.8675	109	$8.0^{+4.0}_{-3.3}$		0.207	1.114		-	-	$7.8^{+3.9}_{-3.2} \pm 0.8$
3.8715	110	$6.1^{+3.7}_{-3.0}$		0.207	1.113		-	-	$5.8^{+3.6}_{-2.9} \pm 0.6$
3.8962	52.6	$1.8^{+3.0}_{-1.9}$		0.208	1.105		-	-	$3.7^{+5.1}_{-3.7} \pm 0.4$
4.0076	482	$8.6^{+5.1}_{-4.3}$	$12.7^{+5.1}_{-4.3}$	0.194	0.358	0.849	$5.3^{+3.1}_{-2.6} \pm 0.5$	$4.3^{+1.7}_{-1.5} \pm 0.4$	$4.5^{+1.5}_{-1.3} \pm 0.4$
4.0855	52.9	$-2.5^{+2.1}_{-1.4}$		0.269	0.948		-	-	$-4.6^{+3.9}_{-2.6} \pm 0.3$
4.1285	394	$5.9^{+4.3}_{-3.5}$	$14.3^{+4.7}_{-4.0}$	0.175	0.321	1.027	$4.1^{+2.9}_{-2.4} \pm 0.4$	$5.4^{+1.8}_{-1.5} \pm 0.5$	$5.0^{+1.5}_{-1.3} \pm 0.5$
4.1574	407	$4.3^{+4.4}_{-3.6}$	$6.4^{+4.0}_{-3.3}$	0.171	0.318	1.021	$2.9^{+3.0}_{-2.5} \pm 0.3$	$2.4^{+1.5}_{-1.2} \pm 0.2$	$2.5^{+1.3}_{-1.1} \pm 0.2$
4.1783	3189	$23.0^{+10.1}_{-9.4}$	$65.3^{+11.4}_{-10.8}$	0.173	0.322	1.031	$2.0^{+0.9}_{-0.8} \pm 0.2$	$3.0^{+0.5}_{-0.5} \pm 0.3$	$2.7^{+0.5}_{-0.4} \pm 0.3$
4.1888	566	$-0.7^{+5.1}_{-4.4}$	$18.3^{+5.4}_{-4.8}$	0.164	0.309	1.075	$-0.3^{+2.5}_{-2.2} \pm 0.1$	$4.8^{+1.4}_{-1.2} \pm 0.5$	$3.5^{+1.2}_{-1.1} \pm 0.3$
4.1989	526	$2.2^{+3.9}_{-3.2}$	$13.9^{+5.2}_{-4.5}$	0.159	0.297	1.146	$1.1^{+2.0}_{-1.6} \pm 0.1$	$3.8^{+1.4}_{-1.2} \pm 0.4$	$2.9^{+1.2}_{-1.0} \pm 0.3$
4.2092	517	$3.7^{+4.7}_{-4.0}$	$7.9^{+4.4}_{-3.6}$	0.147	0.282	1.220	$2.0^{+2.5}_{-2.1} \pm 0.2$	$2.2^{+1.2}_{-1.0} \pm 0.2$	$2.1^{+1.1}_{-0.9} \pm 0.2$
4.2187	515	$1.1^{+4.4}_{-3.7}$	$3.3^{+3.4}_{-2.7}$	0.146	0.276	1.269	$0.6^{+2.3}_{-1.9} \pm 0.1$	$0.9^{+0.9}_{-0.7} \pm 0.1$	$0.9^{+0.9}_{-0.7} \pm 0.1$
4.2263	1101	$3.9^{+5.8}_{-5.1}$	$7.6^{+5.0}_{-4.3}$	0.144	0.265	1.290	$0.9^{+1.9}_{-1.2} \pm 0.1$	$1.0^{+0.6}_{-0.6} \pm 0.1$	$1.0^{+0.6}_{-0.5} \pm 0.1$
4.2357	530	$0.5^{+3.8}_{-3.1}$	$1.1^{+3.1}_{-2.4}$	0.142	0.264	1.296	$0.3^{+1.9}_{-1.5} \pm 0.1$	$0.3^{+0.8}_{-0.7} \pm 0.1$	$0.3^{+0.8}_{-0.6} \pm 0.1$
4.2438	538	$3.6^{+4.7}_{-3.9}$	$-5.4^{+2.6}_{-2.2}$	0.142	0.264	1.289	$1.8^{+2.3}_{-2.0} \pm 0.2$	$-1.4^{+0.7}_{-0.6} \pm 0.1$	$-1.2^{+0.7}_{-0.6} \pm 0.1$
4.2580	828	$13.2^{+5.8}_{-5.0}$	$5.4^{+4.0}_{-3.3}$	0.143	0.263	1.265	$4.3^{+1.9}_{-1.6} \pm 0.4$	$1.0^{+0.7}_{-0.6} \pm 0.1$	$1.4^{+0.7}_{-0.5} \pm 0.1$
4.2668	531	$1.6^{+3.4}_{-2.7}$	$5.6^{+3.9}_{-3.2}$	0.147	0.262	1.250	$0.8^{+1.7}_{-1.3} \pm 0.1$	$1.6^{+1.1}_{-0.9} \pm 0.2$	$1.3^{+0.9}_{-0.7} \pm 0.1$
4.2778	176	$-0.8^{+4.4}_{-3.6}$		0.203	1.230		-	-	$-0.5^{+2.4}_{-2.0} \pm 0.1$
4.2879	492	$-1.4^{+3.0}_{-2.2}$	$2.8^{+3.6}_{-2.9}$	0.148	0.268	1.225	$-0.8^{+1.6}_{-1.2} \pm 0.1$	$0.8^{+1.1}_{-0.9} \pm 0.1$	$0.3^{+0.9}_{-0.7} \pm 0.1$
4.3079	45.1	$0.8^{+2.1}_{-1.3}$		0.212	1.189		-	-	$1.7^{+4.4}_{-2.8} \pm 0.1$
4.3121	492	$0.3^{+3.3}_{-2.5}$	$-3.7^{+2.2}_{-1.8}$	0.152	0.276	1.189	$0.2^{+1.8}_{-1.4} \pm 0.1$	$-1.1^{+0.7}_{-0.5} \pm 0.1$	$-1.0^{+0.6}_{-0.5} \pm 0.1$
4.3374	501	$7.1^{+4.6}_{-3.9}$	$12.2^{+4.4}_{-3.8}$	0.156	0.286	1.162	$3.8^{+2.5}_{-2.1} \pm 0.4$	$3.6^{+1.3}_{-1.1} \pm 0.3$	$3.7^{+1.2}_{-1.0} \pm 0.4$
4.3583	544	$-1.3^{+3.9}_{-2.7}$	$4.3^{+3.8}_{-2.5}$	0.163	0.293	1.142	$-0.6^{+1.7}_{-1.3} \pm 0.1$	$1.2^{+0.9}_{-0.7} \pm 0.1$	$0.8^{+0.8}_{-0.6} \pm 0.1$
4.3774	523	$9.4^{+4.8}_{-4.1}$	$1.8^{+2.9}_{-2.2}$	0.160	0.297	1.129	$4.9^{+2.5}_{-2.1} \pm 0.5$	$0.5^{+0.8}_{-0.6} \pm 0.1$	$0.9^{+0.8}_{-0.6} \pm 0.1$
4.3874	55.6	$1.9^{+2.2}_{-1.5}$		0.225	1.124		-	-	$3.3^{+3.9}_{-2.6} \pm 0.2$
4.3965	505	$3.0^{+3.6}_{-2.8}$	$8.0^{+3.7}_{-3.0}$	0.159	0.299	1.117	$1.7^{+1.9}_{-1.5} \pm 0.2$	$2.3^{+1.1}_{-0.9} \pm 0.2$	$2.2^{+1.0}_{-0.8} \pm 0.2$
4.4156	1091	$9.7^{+5.3}_{-4.6}$	$16.2^{+5.4}_{-4.7}$	0.165	0.304	1.107	$2.4^{+1.3}_{-1.1} \pm 0.2$	$2.2^{+0.7}_{-0.6} \pm 0.2$	$2.2^{+0.6}_{-0.6} \pm 0.2$
4.4362	568	$3.3^{+3.9}_{-3.2}$	$3.8^{+3.2}_{-2.4}$	0.168	0.304	1.092	$1.5^{+1.8}_{-1.5} \pm 0.1$	$1.0^{+0.8}_{-0.6} \pm 0.1$	$1.1^{+0.8}_{-0.6} \pm 0.1$
4.4671	111	$7.0^{+3.5}_{-2.8}$		0.235	1.084		-	-	$6.1^{+3.0}_{-2.4} \pm 0.4$
4.5271	112	$2.9^{+2.8}_{-2.1}$		0.239	1.066		-	-	$2.4^{+2.4}_{-1.8} \pm 0.2$
4.5745	48.9	$5.5^{+2.9}_{-2.2}$		0.244	1.053		-	-	$10.7^{+5.6}_{-4.2} \pm 0.7$
4.5995	587	$3.0^{+3.8}_{-3.0}$	$7.4^{+3.6}_{-3.0}$	0.172	0.324	1.047	$1.4^{+1.8}_{-1.4} \pm 0.1$	$1.8^{+0.9}_{-0.7} \pm 0.2$	$1.7^{+0.8}_{-0.6} \pm 0.2$

Table B. Summary of the c.m. energy, luminosities, detection efficiencies(e^+e^- and $\mu^+\mu^-$ mode), radiative correction factors, measured cross section($\sigma(e^+e^- \rightarrow \gamma\chi_{c2})$). The first errors are statistical and the second systematic.

\sqrt{s}	$\mathcal{L}_{\text{int}}(\text{pb}^{-1})$	$N_{e2(e^+e^-)}$	$N_{e2(\mu^+\mu^-)}$	$\epsilon_{e^+e^-}$	$\epsilon_{\mu^+\mu^-}$	$(1+\delta)$	$\sigma(e^+e^-)$ (pb)	$\sigma(\mu^+\mu^-)$ (pb)	σ_{com} (pb)
3.7730	2932	$26.5^{+17.8}_{-17.1}$	$60.9^{+15.6}_{-15.0}$	0.191	0.334	0.746	$5.6^{+3.8}_{-3.6} \pm 0.5$	$7.4^{+1.9}_{-1.8} \pm 0.7$	$7.0^{+1.7}_{-1.6} \pm 0.7$
3.8077	50.5	$3.1^{+3.2}_{-2.5}$	-	0.233	-	0.877	-	-	$13.3^{+13.6}_{-10.6} \pm 1.3$
3.8675	109	$4.2^{+3.7}_{-3.0}$	-	0.220	-	0.946	-	-	$8.1^{+7.3}_{-5.8} \pm 0.8$
3.8715	110	$0.0^{+2.8}_{-2.0}$	-	0.222	-	0.945	-	-	$0.1^{+3.8}_{-3.8} \pm 0.1$
3.8962	52.6	$-0.2^{+2.9}_{-2.1}$	-	0.228	-	0.942	-	-	$-0.8^{+11.4}_{-8.0} \pm 0.1$
4.0076	482	$12.1^{+5.4}_{-4.7}$	$8.4^{+4.5}_{-3.8}$	0.201	0.364	0.767	$14.1^{+6.4}_{-5.5} \pm 1.3$	$5.4^{+2.9}_{-2.5} \pm 0.5$	$6.9^{+2.7}_{-2.2} \pm 0.6$
4.0855	52.9	$-2.4^{+1.2}_{-0.9}$	-	0.253	-	0.936	-	-	$-8.6^{+4.4}_{-3.0} \pm 0.6$
4.1285	394	$2.8^{+4.0}_{-3.2}$	$6.9^{+3.7}_{-3.0}$	0.166	0.313	1.011	$3.7^{+5.3}_{-4.2} \pm 0.4$	$4.9^{+2.6}_{-2.1} \pm 0.5$	$4.6^{+2.4}_{-1.9} \pm 0.4$
4.1574	407	$5.2^{+4.8}_{-4.0}$	$11.0^{+4.7}_{-3.9}$	0.175	0.318	0.953	$6.7^{+5.2}_{-5.2} \pm 0.6$	$7.9^{+3.3}_{-2.8} \pm 0.7$	$7.6^{+2.9}_{-2.5} \pm 0.7$
4.1783	3189	$24.3^{+10.0}_{-9.3}$	$46.5^{+10.2}_{-9.9}$	0.174	0.329	0.918	$4.2^{+1.7}_{-1.6} \pm 0.4$	$4.3^{+0.9}_{-0.9} \pm 0.4$	$4.3^{+0.8}_{-0.8} \pm 0.4$
4.1888	566	$2.3^{+5.0}_{-4.3}$	$7.1^{+3.9}_{-3.2}$	0.176	0.327	0.942	$2.2^{+4.7}_{-4.1} \pm 0.2$	$3.6^{+2.0}_{-1.6} \pm 0.3$	$3.4^{+1.8}_{-1.5} \pm 0.3$
4.1989	526	$9.1^{+4.8}_{-4.2}$	$4.9^{+4.2}_{-3.4}$	0.170	0.318	1.012	$8.9^{+4.7}_{-4.1} \pm 0.8$	$2.6^{+2.2}_{-1.8} \pm 0.2$	$3.6^{+2.0}_{-1.6} \pm 0.3$
4.2092	517	$5.0^{+4.8}_{-4.0}$	$4.1^{+3.6}_{-2.9}$	0.155	0.294	1.134	$4.8^{+4.7}_{-3.9} \pm 0.5$	$2.1^{+1.9}_{-1.5} \pm 0.2$	$2.5^{+1.7}_{-1.4} \pm 0.2$
4.2187	515	$6.8^{+5.0}_{-4.3}$	$8.2^{+4.1}_{-3.4}$	0.142	0.270	1.290	$6.4^{+4.0}_{-4.0} \pm 0.6$	$4.0^{+2.7}_{-2.0} \pm 0.4$	$4.4^{+1.4}_{-1.5} \pm 0.4$
4.2263	1101	$3.8^{+5.8}_{-5.0}$	$5.5^{+4.7}_{-3.9}$	0.130	0.245	1.480	$1.6^{+2.4}_{-2.1} \pm 0.2$	$1.2^{+1.0}_{-0.9} \pm 0.1$	$1.3^{+0.8}_{-0.8} \pm 0.1$
4.2357	530	$-1.3^{+3.3}_{-2.5}$	$-2.2^{+2.0}_{-1.3}$	0.114	0.213	1.722	$-1.1^{+2.7}_{-2.1} \pm 0.1$	$-1.0^{+0.9}_{-0.6} \pm 0.1$	$-1.0^{+0.9}_{-0.6} \pm 0.1$
4.2438	538	$5.3^{+4.2}_{-3.5}$	$0.7^{+3.1}_{-2.3}$	0.096	0.183	1.999	$4.5^{+3.6}_{-3.0} \pm 0.4$	$0.3^{+1.4}_{-1.0} \pm 0.1$	$0.8^{+1.3}_{-1.0} \pm 0.1$
4.2580	828	$3.0^{+4.9}_{-4.1}$	$5.4^{+4.3}_{-3.5}$	0.076	0.141	2.610	$1.6^{+2.6}_{-2.2} \pm 0.2$	$1.6^{+1.2}_{-1.0} \pm 0.1$	$1.6^{+1.1}_{-0.9} \pm 0.2$
4.2668	531	$6.9^{+4.3}_{-3.6}$	$-3.4^{+2.6}_{-2.0}$	0.062	0.121	3.075	$6.0^{+3.2}_{-3.2} \pm 0.6$	$-1.5^{+1.1}_{-0.9} \pm 0.1$	$-0.9^{+1.1}_{-0.9} \pm 0.1$
4.2778	176	$-4.2^{+3.4}_{-2.7}$	-	0.074	-	3.602	-	-	$-4.0^{+3.2}_{-2.6} \pm 0.3$
4.2879	492	$-3.7^{+3.0}_{-2.2}$	$-0.4^{+3.0}_{-2.3}$	0.048	0.089	3.842	$-3.7^{+2.9}_{-2.1} \pm 0.4$	$-0.2^{+1.6}_{-1.2} \pm 0.1$	$-1.0^{+1.4}_{-1.0} \pm 0.1$
4.3079	45.1	$1.0^{+2.0}_{-1.2}$	-	0.086	-	2.708	-	-	$4.3^{+8.3}_{-5.2} \pm 0.3$
4.3121	492	$-0.9^{+3.2}_{-2.5}$	$-1.4^{+2.3}_{-1.6}$	0.069	0.125	2.407	$-1.0^{+3.5}_{-2.7} \pm 0.1$	$-0.8^{+1.4}_{-1.0} \pm 0.1$	$-0.9^{+1.3}_{-0.9} \pm 0.1$
4.3374	501	$4.2^{+4.4}_{-3.6}$	$0.5^{+2.4}_{-1.6}$	0.138	0.260	1.111	$4.8^{+5.0}_{-4.2} \pm 0.5$	$0.3^{+1.5}_{-1.0} \pm 0.1$	$0.6^{+1.4}_{-0.9} \pm 0.1$
4.3583	544	$0.8^{+3.9}_{-3.2}$	$9.0^{+4.0}_{-3.2}$	0.190	0.354	0.818	$0.8^{+4.1}_{-3.3} \pm 0.1$	$5.0^{+2.2}_{-1.8} \pm 0.5$	$4.1^{+1.9}_{-1.6} \pm 0.4$
4.3774	523	$5.5^{+4.0}_{-3.3}$	$10.4^{+4.3}_{-3.6}$	0.199	0.372	0.802	$5.9^{+4.3}_{-3.5} \pm 0.6$	$5.9^{+2.4}_{-2.0} \pm 0.5$	$5.9^{+2.1}_{-1.8} \pm 0.6$
4.3874	55.6	$1.9^{+2.2}_{-1.5}$	-	0.276	-	0.859	-	-	$6.3^{+7.4}_{-5.1} \pm 0.4$
4.3965	505	$5.9^{+4.0}_{-3.3}$	$4.2^{+3.2}_{-2.5}$	0.192	0.358	0.919	$5.9^{+4.0}_{-3.3} \pm 0.6$	$2.2^{+1.7}_{-1.3} \pm 0.2$	$2.8^{+1.6}_{-1.2} \pm 0.3$
4.4156	1091	$9.4^{+5.7}_{-4.9}$	$14.6^{+5.3}_{-4.6}$	0.171	0.324	1.066	$4.2^{+2.2}_{-2.2} \pm 0.4$	$3.4^{+1.1}_{-1.1} \pm 0.3$	$3.6^{+1.2}_{-1.0} \pm 0.3$
4.4362	568	$-5.2^{+4.1}_{-3.4}$	$6.9^{+4.1}_{-3.3}$	0.153	0.288	1.192	$-4.3^{+3.4}_{-2.8} \pm 0.4$	$3.0^{+1.8}_{-1.5} \pm 0.3$	$1.4^{+1.6}_{-1.3} \pm 0.1$
4.4671	111	$-1.7^{+1.1}_{-0.7}$	-	0.184	-	1.376	-	-	$-2.6^{+1.7}_{-1.1} \pm 0.2$
4.5271	112	$-0.2^{+2.1}_{-1.4}$	-	0.150	-	1.629	-	-	$-0.3^{+3.4}_{-2.2} \pm 0.1$
4.5745	48.9	$0.6^{+1.5}_{-0.8}$	-	0.136	-	1.785	-	-	$2.1^{+5.5}_{-2.8} \pm 0.1$
4.5995	587	$-1.2^{+2.8}_{-2.0}$	$1.8^{+2.7}_{-1.9}$	0.093	0.173	1.857	$-1.1^{+2.6}_{-1.8} \pm 0.1$	$0.9^{+1.3}_{-0.9} \pm 0.1$	$0.5^{+1.2}_{-0.8} \pm 0.1$

Table C. Summary of the c.m. energy, luminosities, detection efficiencies, radiative correction factor, vacuum polarization factor, and the UL of born cross section (90% C.L.) of $e^+e^- \rightarrow \gamma\chi_{c0}$.

\sqrt{s}	$\mathcal{L}_{int}(pb^{-1})$	$\epsilon_{K^+K^-\pi^+\pi^-}(\%)$	$\epsilon_{\pi^+\pi^-\pi^+\pi^-}(\%)$	$\epsilon_{K^+K^-}(\%)$	$1+\delta$	$1+\delta_v$	$\sigma_B^{up}(\text{pb})$
4.0076	482	22.7	23.6	34.9	0.842	1.044	4.4
4.1285	394	20.2	23.1	27.7	0.886	1.052	3.2
4.1574	407	20.0	22.9	27.4	0.892	1.053	7.4
4.1783	3189	21.6	22.9	33.7	0.897	1.054	2.1
4.1888	566	21.2	22.7	33.1	0.899	1.056	4.5
4.1989	526	21.4	22.8	33.1	0.900	1.057	3.9
4.2092	517	21.4	22.7	32.2	0.902	1.057	1.9
4.2187	515	21.3	22.8	32.8	0.904	1.056	4.6
4.2263	1101	21.9	23.0	32.6	0.905	1.056	1.2
4.2357	530	21.6	22.9	32.8	0.907	1.056	3.7
4.2438	538	21.2	22.8	32.8	0.908	1.055	2.3
4.2580	828	21.4	22.5	31.9	0.911	1.054	4.0
4.2668	531	21.6	23.1	33.2	0.912	1.053	1.8
4.2879	492	19.6	22.4	26.2	0.914	1.053	3.5
4.3121	492	19.7	22.4	26.2	0.919	1.052	4.2
4.3374	501	19.7	22.4	26.3	0.922	1.051	2.6
4.3583	544	21.4	22.2	31.6	0.924	1.051	2.0
4.3774	523	19.7	22.3	26.4	0.926	1.051	2.5
4.3965	505	19.4	22.5	25.8	0.928	1.051	5.1
4.4156	1091	21.4	22.7	32.2	0.930	1.052	1.5
4.4362	568	19.4	22.5	25.8	0.931	1.054	2.5
4.5995	587	20.5	23.1	31.1	0.945	1.055	2.5