

Dispersion relation analysis of the radiative corrections to g_A in the neutron β -decay

Mikhail Gorchtein¹ and Chien-Yeah Seng²

¹*Institut für Kernphysik, PRISMA Cluster of Excellence
Johannes Gutenberg-Universität, Mainz, Germany**

²*Helmholtz-Institut für Strahlen- und Kernphysik and Bethe Center for Theoretical Physics,
Universität Bonn, 53115 Bonn, Germany*

(Dated: June 24, 2021)

We present the first and complete dispersion relation analysis of the inner radiative corrections to the axial coupling constant g_A in the neutron β -decay. Using experimental inputs from the elastic form factors and the spin-dependent structure function g_1 , we determine the contribution from the γW -box diagram to a precision better than 10^{-4} . Our calculation indicates that the inner radiative corrections to the Fermi and the Gamow-Teller matrix element in the neutron β -decay are almost identical, i.e. the ratio $\lambda = g_A/g_V$ is almost unrenormalized. With this result, we predict the bare axial coupling constant to be $\hat{g}_A = -1.2754(13)_{\text{exp}}(2)_{\text{RC}}$ based on the PDG average $\lambda = -1.2756(13)$.

PACS numbers:

I. INTRODUCTION

The recent emergence of an apparent deficit in the top-row Cabibbo-Kobayashi-Maskawa (CKM) matrix unitarity [1],

$$|V_{ud}|^2 + |V_{us}|^2 + |V_{ub}|^2 = 0.9985(5) \quad (1)$$

has triggered a renewed interest in precise experimental studies of various β -decay processes giving access to $|V_{ud}|$. Superaligned $0^+ - 0^+$ nuclear decays have long been regarded as the best avenue for such purpose. Recent works, however, pointed out that current theory uncertainties in the nuclear-structure corrections may have been significantly underestimated [2–4]. Reducing these uncertainties requires novel ab-initio nuclear theory calculations that are not yet available. As a consequence, the role of alternative channels such as the β -decays of the free neutron, mirror nuclei and pion becomes increasingly important. With the future improvement in the experimental precision, these other β decay processes will offer competitive determinations of $|V_{ud}|$ and complementary sensitivity to possible beyond standard model (BSM) signals.

Free neutron β -decay currently provides the second best determination of $|V_{ud}|$ through the following master formula [5, 6]:

$$|V_{ud}|^2 = \frac{4903.1(1.1) \text{ s}}{\tau_n(1 + 3\lambda^2)}, \quad (2)$$

where the uncertainty in the numerator arises from the Standard Model (SM) theory input. The two required experimental inputs are the neutron lifetime τ_n , and the decay parameter $\lambda \equiv g_A/g_V$ which is the ratio between the neutron axial and vector coupling constant. This parameter is renormalized by electroweak radiative corrections (RCs), and these latter are the primary focus of this article.

The parameter λ can be measured either via the P-even correlation $\vec{p}_e \cdot \vec{p}_\nu$ (the a coefficient), or the P-odd $\hat{e}_s \cdot \vec{p}_e$ (the A coefficient) and $\hat{e}_s \cdot \vec{p}_\nu$ (the B coefficient) ones, with \hat{e}_s the unit 3-vector along the neutron polarization. The current best measurement reported by the PERKEO III collaboration $\lambda = -1.27641(45)_{\text{stat}}(33)_{\text{sys}}$, with a 0.04% precision [7] (in this paper we pick the sign convention $\lambda < 0$, also adopted in the Particle Data Group (PDG) review). However, the current PDG average reads $\lambda = -1.2756(13)$ [1], where the much larger uncertainty is due to a scale factor of 2.6 that accounts for the large discrepancy between the results before [8–11] and after 2002 [7, 12–15] (see Ref.[16] for more discussions). Future improvements are expected from the Nab [17] and PERC [18, 19] collaborations, both aiming at an accuracy level of 10^{-4} .

The exact value of λ not only serves for extracting V_{ud} , but is also interesting in itself. The “bare” (i.e. without electroweak corrections) neutron axial coupling \hat{g}_A is one of the simplest hadronic matrix elements and has received

*Electronic address: gorshtey@uni-mainz.de

much attention. Unlike its vector counterpart \hat{g}_V which remains non-renormalized due to the conserved vector current (CVC), the bare axial coupling is not protected and must be calculated, e.g. using lattice Quantum Chromodynamics (QCD) [20–40]. The most recent FLAG average [41] reads:

$$\begin{aligned} N_f = 2 + 1 + 1 : \quad \hat{g}_A &= -1.251(33) \\ N_f = 2 + 1 : \quad \hat{g}_A &= -1.254(16)(30) \\ N_f = 2 : \quad \hat{g}_A &= -1.278(86) , \end{aligned} \tag{3}$$

but individual calculations have achieved higher precision. For instance, Ref.[39] reported a percent-level determination of $\hat{g}_A = -1.271(10)(7)$ using an unconventional method inspired by the Feynman-Hellmann theorem, and follow-up works are aiming for sub-percent precision [42]. Such a rapid development makes λ a powerful tool for searching for redBSM physics. By comparing first-principles calculations of \hat{g}_A to the experimental results for λ one thereby constrains the strength of possible BSM contributions that could modify g_A , in particular the right-handed currents [43–46].

When the lattice precision reaches 10^{-3} , a valid comparison between \hat{g}_A and λ will require precise $\mathcal{O}(\alpha_{em}/\pi)$ RCs that bring \hat{g}_A/\hat{g}_V to g_A/g_V . In particular, we need to deal with sizable hadronic uncertainties originating from the γW -box diagram. The latter can be written as a Q^2 -integral, and performing operator product expansion (OPE) it is well-known that the corrections to g_V and g_A coming from large Q^2 (which carries a large electroweak logarithm) are the same. Therefore, it was believed that the difference between \hat{g}_A and λ is numerically small [47–50]. However, for a long time there was no serious attempt to understand the RC to g_A from the low- Q^2 part of the integral which is also of the order 10^{-3} , comparable to the high- Q^2 contribution. It includes the elastic contributions that are fixed by the nucleon form factors, as well as the inelastic contributions that are governed by non-perturbative QCD. The first attempt for a complete analysis was performed recently in Refs.[51, 52]. Anticipating the results of this work, we found that those Refs. originally contained algebraic mistakes in the computation of the elastic contribution, invalidating their numerical results. These mistakes were later corrected in the published version of Ref.[51]. Additionally, the inelastic contribution residing at low Q^2 was obtained based on a holographic QCD model, following Ref.[53] where the RC to g_V was addressed. The model-dependent nature of this approach makes a rigorous estimation of the theoretical uncertainty complicated.

In this article we improve on both points. We perform a novel analysis of the RC to g_A based on the dispersion relation (DR) approach. It is a powerful tool which has proved successful in the treatment of the RCs to the Fermi amplitude in the free neutron and superallowed β -decays [2, 3, 6, 54]. In this formalism, the γW -box diagram is expressed as a dispersion integral over structure functions that are directly or indirectly related to experimental data. This ultimately allows for a fully data-driven analysis of this RC. For g_A , the required input relies on the spin-dependent structure functions g_1 and g_2 , well-studied quantities in deep inelastic scattering (DIS) experiments. We utilize high-precision world data on $g_{1,2}$ to evaluate the dispersion integral, and fix the forward γW -box diagram correction to g_A to an unprecedented precision better than 10^{-4} . We observe that the RCs to g_V and g_A are numerically very close and largely cancel in the ratio, which practically removes any distinction between \hat{g}_A and λ down to 2×10^{-4} .

The contents in this paper are arranged as follows. In Section II we define our notation and introduce the starting point for the discussion of the RC. We introduce the γW -box diagram in Section III, and derive its dispersive representation in Section IV. The elastic (Born) and inelastic contributions to the box diagram are computed in Section V and VI respectively. The final results and discussions are presented in Section VII.

II. GENERAL FRAMEWORK

We start by defining the hadronic currents relevant to the β -decay of the free neutron:

$$\begin{aligned} J_{em}^\mu &= \frac{2}{3}\bar{u}\gamma^\mu u - \frac{1}{3}\bar{d}\gamma^\mu d \\ J_W^\mu &= \bar{u}\gamma^\mu(1 - \gamma_5)d . \end{aligned} \tag{4}$$

Their single-nucleon matrix elements are given by:

$$\begin{aligned} \langle N(p_f, s_f) | J_{em}^\mu | N(p_i, s_i) \rangle &= \bar{u}_{s_f}(p_f) \left[F_1^N \gamma^\mu + \frac{i}{2M} F_2^N \sigma^{\mu\nu} (p_f - p_i)_\nu \right] u_{s_i}(p_i) \\ \langle p(p_f, s_f) | J_W^\mu | n(p_i, s_i) \rangle &= \bar{u}_{s_f}(p_f) \left[F_1^W \gamma^\mu + \frac{i}{2M} F_2^W \sigma^{\mu\nu} (p_f - p_i)_\nu + G_A \gamma^\mu \gamma_5 - \frac{G_P}{2M} \gamma_5 (p_f - p_i)^\mu \right] u_{s_i}(p_i) , \end{aligned} \tag{5}$$

where $N = p, n$ and $M = (M_p + M_n)/2 \approx 939$ MeV. All the form factors above are functions of $-(p_i - p_f)^2$. We may also define the isospin combinations $F_{1,2}^S = F_{1,2}^p + F_{1,2}^n$ and $F_{1,2}^V = F_{1,2}^p - F_{1,2}^n$. The values of the vector and the axial charged weak form factors at zero momentum transfer define the ‘‘bare’’ vector and axial coupling constants: $F_1^W(0) = \hat{g}_V$, $G_A(0) = \hat{g}_A$, which represent the Fermi and Gamow-Teller matrix element in neutron β -decay respectively. In particular, $\hat{g}_V = 1$ from isospin symmetry, and the correction due to the strong isospin-breaking effects is negligible due to the Behrends-Sirlin-Ademollo-Gatto theorem [55, 56]. On the other hand, \hat{g}_A is not protected by any exact symmetry. We do not include the isospin-breaking correction to \hat{g}_A separately because it is already included in the respective first-principles calculations.

The nucleon mass difference $\Delta = M_n - M_p \approx 1.3$ MeV and the electron mass $m_e \approx 0.511$ MeV are much smaller than M . Therefore, the tree-level amplitude of the decay process $n(p_n) \rightarrow p(p_p)e(p_e)\bar{\nu}_e(p_\nu)$ is given by:

$$\mathcal{M}_{\text{tree}} = -\frac{G_F}{\sqrt{2}} L_\lambda \bar{u}_{s'}(p) \gamma^\mu (\hat{g}_V + \hat{g}_A \gamma_5) u_s(p) + \mathcal{O}(\Delta^2), \quad (6)$$

where $G_F = 1.1663787(6) \times 10^{-5}$ GeV⁻² is the Fermi constant measured from the muon decay [1], $p = (p_n + p_p)/2$ is the average nucleon momentum, and $L_\lambda = \bar{u}(p_e) \gamma_\lambda (1 - \gamma_5) v(p_\nu)$ is the lepton piece. The recoil corrections scale as $\Delta/M \sim 10^{-3}$, which are small but important in precision physics. They were studied in detail with both conventional methods and effective field theory (EFT) [57–62], and will not be discussed here.

RCs of the order $\mathcal{O}(\alpha_{em}/\pi)$ must be included for a precise extraction of the weak coupling parameters. In the usual nomenclature, they are divided into the ‘‘outer’’ and ‘‘inner’’ corrections. The former is a function of $\{E_e, m_e\}$ calculable within Quantum Electrodynamics (QED) and independent of details of strong interaction. The latter is instead a constant in E_e but depends on details of the hadronic structure. The squared amplitude for the decay of a polarized neutron (to unpolarized final states) after the inclusion of the $\mathcal{O}(\alpha_{em}/\pi)$ RCs reads:

$$|\mathcal{M}|^2 = 16G_F^2 |V_{ud}|^2 M_n M_p E_e (E_m - E_e) g_V^2 (1 + 3\lambda^2) F(\beta) \left(1 + \frac{\alpha_{em}}{2\pi} \delta^{(1)}\right) \left\{1 + \left(1 + \frac{\alpha_{em}}{2\pi} \delta^{(2)}\right) a_0 \frac{\vec{p}_e \cdot \vec{p}_\nu}{E_e E_\nu} + \hat{e}_s \cdot \left[\left(1 + \frac{\alpha_{em}}{2\pi} \delta^{(2)}\right) A_0 \frac{\vec{p}_e}{E_e} + B_0 \frac{\vec{p}_\nu}{E_\nu}\right]\right\} + \mathcal{O}(\Delta^3), \quad (7)$$

with

$$a_0 = \frac{1 - \lambda^2}{1 + 3\lambda^2}, \quad A_0 = -\frac{2\lambda(\lambda + 1)}{1 + 3\lambda^2}, \quad B_0 = \frac{2\lambda(\lambda - 1)}{1 + 3\lambda^2}. \quad (8)$$

Here, $E_e = p_e \cdot p/M$ is the electron energy, $E_m = (M_n^2 - M_p^2 + m_e^2)/(2M_n) \approx M_n - M_p$ is the electron end-point energy, and $\beta = \sqrt{1 - m_e^2 M^2/(p_e \cdot p)^2}$ is the electron speed, all in the nucleon’s rest frame. With these notations, the functions $\delta^{(1,2)}$ describe the outer corrections [47, 63]:

$$\begin{aligned} \delta^{(1)} &= 3 \ln \frac{M_p}{m_e} - \frac{3}{4} + 4 \left(\frac{1}{\beta} \tanh^{-1} \beta - 1 \right) \left(\ln \frac{2(E_m - E_e)}{m_e} + \frac{E_m - E_e}{3E_e} - \frac{3}{2} \right) \\ &\quad - \frac{4}{\beta} \text{Li}_2 \left(\frac{2\beta}{1 + \beta} \right) + \frac{1}{\beta} \tanh^{-1} \beta \left(2 + 2\beta^2 + \frac{(E_m - E_e)^2}{6E_e^2} - 4 \tanh^{-1} \beta \right) \\ \delta^{(2)} &= 2 \left(\frac{1 - \beta^2}{\beta} \right) \tanh^{-1} \beta + \frac{4(E_m - E_e)(1 - \beta^2)}{3\beta^2 E_e} \left(\frac{1}{\beta} \tanh^{-1} \beta - 1 \right) \\ &\quad + \frac{(E_m - E_e)^2}{6\beta^2 E_e^2} \left(\frac{1 - \beta^2}{\beta} \tanh^{-1} \beta - 1 \right), \end{aligned} \quad (9)$$

whereas $F(\beta) \approx 1 + \alpha_{em}\pi/\beta$ is the Fermi’s function that incorporates the Coulomb interaction between the final-state proton and the electron [64]. The function $\delta^{(1)}$ is also known as Sirlin’s function $g(E_e, E_m)$.

The axial to vector coupling constants’ ratio, parameter $\lambda = g_A/g_V$, is understood as fully renormalized by the inner RCs. In near-degenerate semileptonic β -decay processes, the inner RCs are most conveniently studied in Sirlin’s representation [65] (see also Refs.[66–68] for a detailed account). In this formalism, most of the $\mathcal{O}(\alpha_{em}/\pi)$ electroweak RCs are either exactly known from current algebra, or give rise to the outer corrections in Eq.(9) and the Fermi’s function. As a result, the renormalized vector and axial coupling constants read:

$$\begin{aligned} g_V &= \hat{g}_V \left\{ 1 + \frac{\alpha_{em}}{4\pi} \left[3 \ln \frac{M_Z}{M_p} + \ln \frac{M_Z}{M_W} + \tilde{a}_g \right] + \frac{1}{2} \delta_{\text{HO}}^{\text{QED}} + \square_{\gamma W}^V \right\} \\ g_A &= \hat{g}_A \left\{ 1 + \frac{\alpha_{em}}{4\pi} \left[3 \ln \frac{M_Z}{M_p} + \ln \frac{M_Z}{M_W} + \tilde{a}_g \right] + \frac{1}{2} \delta_{\text{HO}}^{\text{QED}} + \square_{\gamma W}^A \right\}, \end{aligned} \quad (10)$$

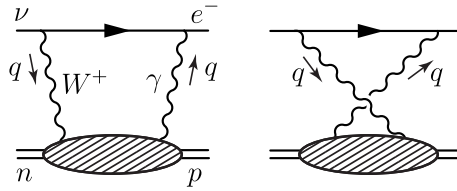


FIG. 1: The forward γW -box diagrams in the free neutron β -decay.

where \tilde{a}_g is a pQCD correction factor and $\delta_{\text{HO}}^{\text{QED}}$ summarizes the leading-log higher-order QED effects [69, 70]. One observes that the fractional corrections to \dot{g}_V and \dot{g}_A are mostly identical and cancel in the ratio g_A/g_V . The only exceptions are the constants $\square_{\gamma W}^V$ and $\square_{\gamma W}^A$ that describe the inner RCs originated from the γW -box diagrams (see Fig.1), which are the focus of this paper¹. With the above, we obtain:

$$\lambda = \frac{\dot{g}_A}{\dot{g}_V} [1 + \square_{\gamma W}^A - \square_{\gamma W}^V] . \quad (11)$$

III. γW -BOX DIAGRAM

The γW -box correction is of the natural size $\alpha_{em}/\pi \sim 10^{-3}$. Taking into account recoil corrections $\sim \Delta/M$, m_e/M on top of the overall α_{em}/π factor would bring us to accounting for effects in the 10^{-6} range that exceed the precision goal by two or three orders of magnitude. This defines the level of the detalization that is needed in our analysis. We will consistently set $\Delta = m_e = 0$ throughout the calculation below, as well as the proton recoil. This approximation also leads to the neglect of the pion pole due to the partially-conserved axial current (PCAC) hypothesis: the pion pole contribution, when contracted with the lepton tensor, results in lepton mass terms which, as stated are neglected. This precision level is supported by the fact that the lowest hadronic state is separated by the pion mass ~ 140 MeV which is about hundred times larger than Δ . Notice however that this approximation may not be as safe for nuclear β -decay where the available Q -values may be as large as 15-20 MeV which are comparable to the energy level of nuclear excitations.

The part of the γW -box diagram amplitude that contributes to the inner correction must involve an antisymmetric tensor that stems from the lepton spinor structure. It reads:

$$\mathcal{M}_{\gamma W}^{\text{inner}} = -\frac{G_F}{\sqrt{2}} L_\lambda I_{\gamma W}^\lambda , \quad (12)$$

where

$$I_{\gamma W}^\lambda = \bar{u}_s(p) \gamma^\lambda [\dot{g}_V \square_{\gamma W}^V + \dot{g}_A \square_{\gamma W}^A \gamma_5] u_s(p) = ie^2 \int \frac{d^4 q}{(2\pi)^4} \frac{M_W^2}{M_W^2 - q^2} \frac{\epsilon^{\mu\nu\alpha\lambda} q_\alpha}{(q^2)^2} T_{\mu\nu}^{\gamma W} \quad (13)$$

with $\epsilon^{0123} = -1$ in our convention. The forward generalized Compton tensor describing the $W^+ n \rightarrow \gamma p$ process, is defined as:

$$T_{\gamma W}^{\mu\nu} = \int dx e^{iqx} \langle p | T [J_{em}^\mu(x) J_W^\nu(0)] | n \rangle . \quad (14)$$

To extract $\square_{\gamma W}^V$ and $\square_{\gamma W}^A$, we use following identities:

$$\frac{1}{2} \bar{u}_s(p) \gamma^\mu u_s(p) = p^\mu , \quad \frac{1}{2} \bar{u}_s(p) \gamma^\mu \gamma_5 u_s(p) = S^\mu , \quad (15)$$

¹ In the existing literature, e.g. Refs.[2, 54, 67], the quantity $\square_{\gamma W}^V$ was written as $\square_{\gamma W}^{VA}$, where the superscript indicates that it involves the product of a vector current and an axial current. In this paper, the superscript carries a different meaning, namely which weak coupling constant (vector or axial) they are correcting.

where the spin vector S^μ is fixed by $S^2 = -M^2$ and $S \cdot p = 0$, we obtain:

$$\begin{aligned}\square_{\gamma W}^V &= \frac{ie^2}{2M^2 \dot{g}_V} \int \frac{d^4 q}{(2\pi)^4} \frac{M_W^2}{M_W^2 - q^2} \frac{\epsilon^{\mu\nu\alpha\lambda} q_\alpha p_\lambda}{(q^2)^2} T_{\mu\nu}^{\gamma W} \\ \square_{\gamma W}^A &= -\frac{ie^2}{2M^2 \dot{g}_A} \int \frac{d^4 q}{(2\pi)^4} \frac{M_W^2}{M_W^2 - q^2} \frac{\epsilon^{\mu\nu\alpha\lambda} q_\alpha S_\lambda}{(q^2)^2} T_{\mu\nu}^{\gamma W} .\end{aligned}\quad (16)$$

In what follows, we use $\dot{g}_A \approx \lambda = -1.2756$ as a normalization in the second expression. Since $\square_{\gamma W}^A \sim 10^{-3}$, the error induced by the ambiguity of \dot{g}_A is well below our precision goal.

Only those components in $T_{\gamma W}^{\mu\nu}$ that contain an antisymmetric tensor contribute to Eq.(16). These are

$$T_{\gamma W}^{\mu\nu} = -\frac{i\epsilon^{\mu\nu\alpha\beta} q_\alpha p_\beta}{2(p \cdot q)} T_3 + \frac{i\epsilon^{\mu\nu\alpha\beta} q_\alpha}{(p \cdot q)} \left[S_\beta S_1 + \left(S_\beta - \frac{(S \cdot q)}{p \cdot q} p_\beta \right) S_2 \right] + \dots \quad (17)$$

The spin-independent, parity-violating amplitude T_3 and spin-dependent, parity-conserving amplitudes $S_{1,2}$ are functions of two invariants, $\nu = (p \cdot q)/M$ and $Q^2 = -q_\mu q^\mu$. Plugging Eq.(17) into Eq.(16) gives:

$$\begin{aligned}\square_{\gamma W}^V &= \frac{e^2}{2M \dot{g}_V} \int \frac{d^4 q}{(2\pi)^4} \frac{M_W^2}{M_W^2 + Q^2} \frac{1}{(Q^2)^2} \frac{\nu^2 + Q^2}{\nu} T_3 \\ \square_{\gamma W}^A &= \frac{e^2}{M \dot{g}_A} \int \frac{d^4 q}{(2\pi)^4} \frac{M_W^2}{M_W^2 + Q^2} \frac{1}{(Q^2)^2} \left\{ \frac{\nu^2 - 2Q^2}{3\nu} S_1 - \frac{Q^2}{\nu} S_2 \right\} ,\end{aligned}\quad (18)$$

where we have used the following identities:

$$\begin{aligned}\int \frac{d^4 q}{(2\pi)^4} q_\alpha F(\nu, Q^2) &= \int \frac{d^4 q}{(2\pi)^4} \frac{\nu}{M} p_\alpha F(\nu, Q^2) \\ \int \frac{d^4 q}{(2\pi)^4} q_\alpha q_\beta F(\nu, Q^2) &= \int \frac{d^4 q}{(2\pi)^4} \left[-\frac{\nu^2 + Q^2}{3} g_{\alpha\beta} + \frac{4\nu^2 + Q^2}{3} \frac{p_\alpha p_\beta}{M^2} \right] F(\nu, Q^2)\end{aligned}\quad (19)$$

that hold for any Lorentz scalar function $F(\nu, Q^2)$.

To evaluate the loop integrals, we need to discuss the symmetry properties of the Compton amplitudes. We start by considering the isospin structure of amplitudes T_i, S_i . Electromagnetic interaction does not conserve isospin and contains both isoscalar ($I = 0$) and isovector ($I = 1$) components. Therefore, each amplitude $A = T_i, S_i$ can be decomposed into components contributed by the isoscalar and isovector electromagnetic current respectively:

$$A = A^{(0)} + A^{(1)} . \quad (20)$$

The two isospin amplitudes have a different behavior under $\nu \rightarrow -\nu$:

$$A_i^{(I)}(-\nu, Q^2) = \xi_i^{(I)} A_i^{(I)}(\nu, Q^2), \quad (21)$$

with $\xi_i^{(I)} = \pm 1$ and $\xi_i^{(0)} = -\xi_i^{(1)}$. It is easy to show that $\xi_i^{(0)} = -1$ for T_3 and $S_{1,2}$, so only the $I = 0$ component of these amplitudes survives in the integrals in Eq.(18).

IV. DISPERSION REPRESENTATION OF THE FORWARD COMPTON AMPLITUDES

Forward Compton amplitudes have singularities along the real axis ν : poles due to a single nucleon intermediate state in the s - and u -channels at $\nu = \pm\nu_B = \pm Q^2/(2M)$, respectively, and unitarity cuts at $\nu \geq \nu_\pi$ and $\nu \leq -\nu_\pi$ where $\nu_\pi = (2Mm_\pi + m_\pi^2 + Q^2)/(2M)$ is the pion production threshold (see Fig.2). The discontinuity of the forward Compton tensor in the s -channel (i.e. $\nu \geq \nu_B$) is given by the generalization of the on-shell hadronic tensor to the γW -interference:

$$\text{Disc} T_{\mu\nu}^{\gamma W}(\nu) \equiv T_{\mu\nu}^{\gamma W}(\nu + i\varepsilon) - T_{\mu\nu}^{\gamma W}(\nu - i\varepsilon) = 4\pi W_{\mu\nu}^{\gamma W} , \quad (22)$$

where

$$\begin{aligned}W_{\mu\nu}^{\gamma W} &= \frac{1}{4\pi} \sum_X (2\pi)^4 \delta^{(4)}(p + q - p_X) \langle p | J_\mu^{em}(0) | X \rangle \langle X | J_\nu^W(0) | n \rangle \\ &= -\frac{i\epsilon_{\mu\nu\alpha\beta} q^\alpha p^\beta}{2(p \cdot q)} F_3 + \frac{i\epsilon_{\mu\nu\alpha\beta} q^\alpha}{(p \cdot q)} \left[S^\beta g_1 + \left(S^\beta - \frac{(S \cdot q)}{p \cdot q} p^\beta \right) g_2 \right] + \dots\end{aligned}\quad (23)$$

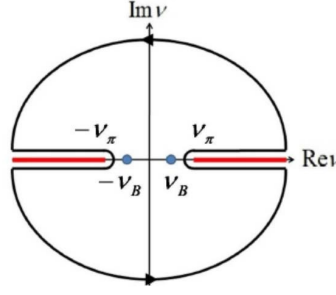


FIG. 2: The singularities of the forward Compton amplitudes on the complex- ν plane, and the contour chosen to derive the DRs in Eq.(24).

The structure functions F_3 and $g_{1,2}$ can be decomposed similarly to $I = 0, 1$ components just like Eq.(20).

According to the crossing behavior established earlier and noticing that they cannot diverge faster than ν when $\nu \rightarrow \infty$, the amplitudes entering Eq. (18) have the following dispersion representation:

$$\begin{aligned}
 T_3^{(0)}(\nu, Q^2) &= -4i\nu \int_0^\infty d\nu' \frac{F_3^{(0)}(\nu', Q^2)}{\nu'^2 - \nu^2} \\
 S_1^{(0)}(\nu, Q^2) &= -4i\nu \int_0^\infty d\nu' \frac{g_1^{(0)}(\nu', Q^2)}{\nu'^2 - \nu^2} \\
 S_2^{(0)}(\nu, Q^2) &= -4i\nu \int_0^\infty d\nu' \frac{g_2^{(0)}(\nu', Q^2)}{\nu'^2 - \nu^2} = -4i\nu^3 \int_0^\infty d\nu' \frac{g_2^{(0)}(\nu', Q^2)}{\nu'^2(\nu'^2 - \nu^2)}, \quad (24)
 \end{aligned}$$

where the ν -integration is extended down to 0 to include the Born contribution. Notice that in the last line we have slightly modified the DR of $S_2^{(0)}$ using the Burkhardt-Cottingham (BC) sum rule [71]:

$$\int_0^1 dx g_2(x, Q^2) = 0, \quad (25)$$

where $x = Q^2/(2M\nu')$ is the Bjorken variable. This sum rule is a superconvergence relation and is expected to hold at all Q^2 . The benefit of this treatment will become apparent in the later section. Substituting Eq.(24) into Eq.(18) and using the following Wick rotation formula [72],

$$\int \frac{d^4 q}{(2\pi)^4} F(\nu, Q^2) = \frac{i}{8\pi^3} \int_0^\infty dQ^2 Q^2 \int_{-1}^{+1} du \sqrt{1-u^2} F(iQu, Q^2), \quad (26)$$

we can integrate the variable u analytically to obtain our final dispersive representation of $\delta g_{V,A}^{\gamma W}$ as follows:

$$\begin{aligned}
 \square_{\gamma W}^V &= \frac{\alpha_{em}}{\pi \hat{g}_V} \int_0^\infty \frac{dQ^2}{Q^2} \frac{M_W^2}{M_W^2 + Q^2} \int_0^1 dx \frac{1+2r}{(1+r)^2} F_3^{(0)}(x, Q^2) \\
 \square_{\gamma W}^A &= -\frac{2\alpha_{em}}{\pi \hat{g}_A} \int_0^\infty \frac{dQ^2}{Q^2} \frac{M_W^2}{M_W^2 + Q^2} \int_0^1 \frac{dx}{(1+r)^2} \left[\frac{5+4r}{3} g_1^{(0)}(x, Q^2) - \frac{4M^2 x^2}{Q^2} g_2^{(0)}(x, Q^2) \right], \quad (27)
 \end{aligned}$$

with $r = \sqrt{1 + 4M^2 x^2 / Q^2}$. As a useful crosscheck, the two-photon exchange correction to the hyperfine splitting in ordinary and muonic atoms is expressed through analogous two-fold integrals over electromagnetic spin structure functions [73, 74].

The quantity $\square_{\gamma W}^V$, relevant for the extraction of V_{ud} from superallowed β -decays is well-studied within the dispersive approach [2, 6, 54, 75] and is not addressed here. The main obstacle in those studies is the absence of direct experimental data of the structure function $F_3^{(0)}$. This forces one to either rely on data of F_3 from a different isospin channel (whose relation to $F_3^{(0)}$ contains a residual model-dependence), or from indirect lattice QCD data. On the other hand, despite having received much less attention, a high-precision dispersive analysis of $\square_{\gamma W}^A$ is in fact much more robust because it depends on the parity-conserving, spin-dependent structure functions $g_{1,2}^{(0)}$. The isospin symmetry unambiguously relates them to $g_{1,2}^N$ measured in ordinary DIS:

$$g_{1,2}^{(0)} = \frac{1}{2} \{g_{1,2}^p - g_{1,2}^n\}, \quad (28)$$

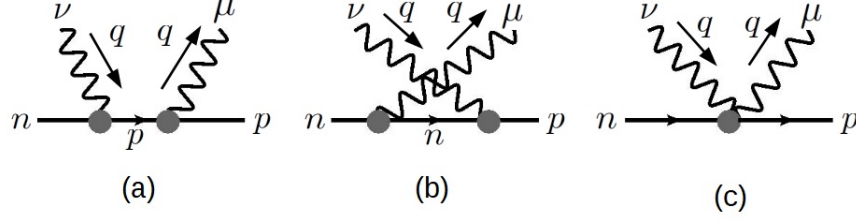


FIG. 3: The pole (a,b) and seagull (c) diagrams that contribute to $T_{\gamma W}^{\mu\nu}$.

the latter are defined via

$$\begin{aligned} W_{\mu\nu}^{\gamma\gamma,N} &= \frac{1}{4\pi} \sum_X (2\pi)^4 \delta^{(4)}(p+q-p_X) \langle N | J_\mu^{em}(0) | X \rangle \langle X | J_\nu^{em}(0) | N \rangle \\ &= \frac{i\epsilon_{\mu\nu\alpha\beta} q^\alpha}{(p \cdot q)} \left[S^\beta g_1^N + \left(S^\beta - \frac{(S \cdot q)}{p \cdot q} p^\beta \right) g_2^N \right] + \dots \end{aligned} \quad (29)$$

Therefore, it is possible to perform a fully data-driven analysis of $\square_{\gamma W}^A$ without introducing further model-dependence at low Q^2 . We will perform such an analysis in the sections below. Following Sirlin's notation [47], we express our result as

$$\square_{\gamma W}^A = \frac{\alpha_{em}}{2\pi} d = \frac{\alpha_{em}}{2\pi} [d_B + d_1 + d_2] , \quad (30)$$

where d_B , d_1 and d_2 represent the elastic (Born) contribution, the inelastic contributions from $g_1^{(0)}$ and the inelastic contributions from $g_2^{(0)}$ respectively, which we will evaluate separately in the following sections.

V. ELASTIC (BORN) CONTRIBUTION

Substituting $X = p$ into Eq.(23) and using the elastic form factors defined in Eq.(5) give us the Born contribution to the spin structure functions needed for the evaluation of the box correction:

$$g_1^{(0),B} = \frac{F_1^W G_M^S + F_1^S G_M^W}{8} \delta(1-x) , \quad g_2^{(0),B} = -\tau \frac{F_2^W G_M^S + F_2^S G_M^W}{8} \delta(1-x) , \quad (31)$$

where $G_E \equiv F_1 - \tau F_2$ and $G_M \equiv F_1 + F_2$ are the usual electric and magnetic Sachs form factors defined for both the electromagnetic and charged weak form factors, with $\tau = Q^2/(4M^2)$. All the form factors above are functions of Q^2 that drop at high Q^2 , therefore one can neglect the Q^2 dependence of the W -boxon propagator $\sim Q^2/M_W^2$. With this the Born contribution reads,

$$d_B = -\frac{1}{2g_A} \int_0^\infty \frac{dQ^2}{Q^2} \frac{1}{(1+r_B)^2} \left\{ \frac{5+4r_B}{3} [F_1^W G_M^S + F_1^S G_M^W] + [F_2^W G_M^S + F_2^S G_M^W] \right\} , \quad (32)$$

where $r_B \equiv r|_{x=1}$. We notice that $F_{1,2}^W = F_{1,2}^V$ by isospin symmetry, which means Eq.(32) is fully determined by the four nucleon electromagnetic form factors: $\{G_E^p, G_M^p, G_E^n, G_M^n\}$. Different parameterizations of these form factors [76–81] all give consistent results within their respective error bars. In particular, the parametrization of Ref. [79] leads to

$$d_B = 1.216(6)_{G_E^p} (9)_{G_M^p} (1)_{G_E^n} (2)_{G_M^n} = 1.22(1)_{\text{FF}} . \quad (33)$$

In particular, the central values of the contribution from $g_1^{(0),B}$ and $g_2^{(0),B}$ are 1.17 and 0.04 respectively. We observe that the latter is much smaller, which turns out to also be the case for the inelastic contributions.

We pause here to comment on the Born contribution before moving on to the inelastic contributions. One may also try to derive it by calculating the Compton amplitudes from the first two Feynman diagrams in Fig.3 (the ‘‘pole

diagrams”) using the form factors in Eq.(5) as effective vertex functions, and then plugging them into Eq.(18). The pole diagrams give:

$$\begin{aligned} S_1^{(0),B}(\nu, Q^2) &= -\frac{iM\nu Q^2}{Q^4 - 4M^2\nu^2 - i\varepsilon} [F_1^W G_M^S + F_1^S G_M^W] + \frac{i\nu}{2M} F_2^W F_2^S \\ S_2^{(0),B}(\nu, Q^2) &= \frac{i\nu Q^4}{4M(Q^4 - 4M^2\nu^2 - i\varepsilon)} [F_2^W G_M^S + G_M^W F_2^S] - \frac{i\nu}{4M} [F_2^W G_M^S + G_M^W F_2^S] . \end{aligned} \quad (34)$$

We split each expression into two term, where the first term contains a singularity at $\nu^2 = \nu_B^2$ and vanishes as $1/\nu$ when $\nu \rightarrow \infty$, while the second term is regular and diverges as ν when $\nu \rightarrow \infty$. It is easy to see that, retaining only the first term leads again to Eq.(32), apart from a numerically small difference originating from our accounting for the BC sum rule in the DRs, effectively redefining the g_2 contribution to d_B . The regular terms in Eq.(34) lead to an extra small deviation from Eq.(32). The origin of this deviation lies in the Gerasimov-Drell-Hearn sum rule [82, 83] and its extension to finite Q^2 [84] which relate the regular low-energy term to an integral over the inelastic part of g_1 .

This discussion simply means that the definition of the “elastic” contribution is not exactly the same in the diagrammatic and the dispersive representation. Of course, if we were able to calculate the full (i.e. pole + seagull) $T_{\gamma W}^{\mu\nu}$ exactly at all values of $\{\nu, Q^2\}$ with the diagrammatic approach, then the outcome must be identical to the DR analysis. But since this is impossible, the dispersive representation provides a much better starting point. We want to also point out that Refs.[51, 52] attempted to calculate the Born contribution from the pole diagrams in Fig.3 (let us call it d'_B). In the earlier versions of these Refs., the author made some algebraic mistakes when dealing with the symmetric loop integral of the form $\int d^4q q_\alpha q_\beta F(\nu, Q^2)$ (i.e. Eq.(19)). As a consequence, an incorrect analytic formula which gave an unexpectedly large value of $d'_B = 2.64(3)$ was obtained. The published version of Ref.[51] corrected these mistakes, but retained only the term proportional to $(5 + 4r_B)/3$. Should all terms be retained, they would have obtained the following result:

$$\begin{aligned} d'_B &= -\frac{1}{2\hat{g}_A} \int_0^\infty \frac{dQ^2}{Q^2} \frac{1}{(1+r_B)^2} \left\{ \frac{5+4r_B}{3} [F_1^W G_M^S + F_1^S G_M^W] + [F_2^W G_M^S + F_2^S G_M^W] - \frac{3\tau}{2} (1+r_B)^2 F_2^W F_2^S \right\} \\ &= 1.23(1) \end{aligned} \quad (35)$$

which only differs from the DR’s definition of d_B in Eq.(32) by a numerically small term. For the benefit of interested readers, we also provide in Appendix A an alternative derivation of Eq.(35) without making use of the invariant amplitudes.

VI. INELASTIC CONTRIBUTIONS

Since no data exist at an arbitrarily large Q^2 , in order to discuss the inelastic contributions it is important to first identify a separation scale Q_0^2 , where the physics at $Q^2 > Q_0^2$ is largely perturbative and is well under control from the theory side. On the other hand, experimental data is used to constrain the non-perturbative physics at $Q^2 < Q_0^2$. Throughout this paper we take $Q_0^2 = 2 \text{ GeV}^2$, a choice which will be justified later.

A. Contribution of $g_1^{(0)}$

As shown in Eq.(28), the polarized structure function $g_1^{(0)}$ is simply related to $\{g_1^N\}$ that are measurable in DIS experiments. We define their moments as:

$$\Gamma_i^N(Q^2) \equiv \int_0^{x_\pi} x^{i-1} g_1^N(x, Q^2) , \quad (36)$$

where $x_\pi = Q^2 / [(M + m_\pi)^2 - M^2 + Q^2]$ is the pion production threshold. Notice that the definition above excludes the elastic contribution at $x = 1$, which is a general convention adopted by most of the experimental papers. The first moment $\Gamma_1^{p-n} \equiv \Gamma_1^p - \Gamma_1^n$ is of particular interest because it satisfies the polarized Bjorken sum rule [85, 86] at $Q^2 \rightarrow \infty$. However, at large but finite Q^2 it receives a number of corrections [87]:

$$\Gamma_{1,\text{th}}^{p-n}(Q^2) = \frac{|\hat{g}_A|}{6} C_{\text{Bj}}(Q^2) + \sum_{i=2}^{\infty} \frac{\mu_{2i}^{p-n}}{Q^{2i-2}} , \quad \text{large } Q^2 \quad (37)$$

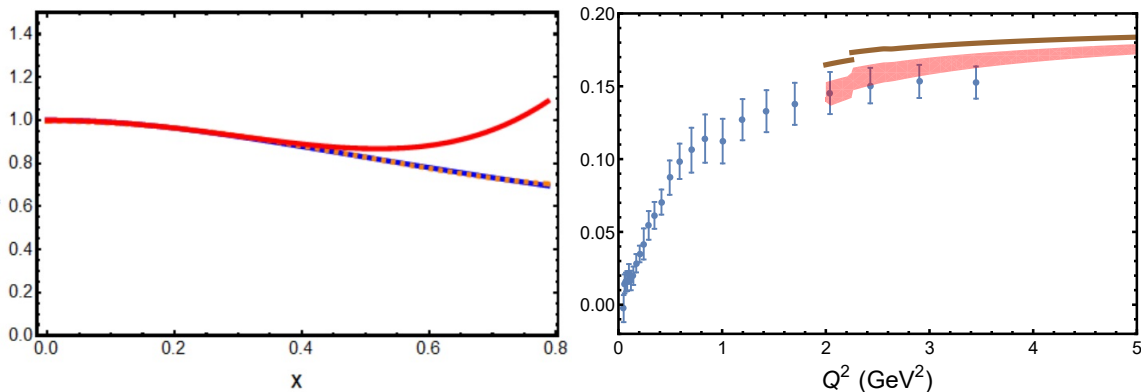


FIG. 4: Left panel: Comparison between the function $4(5+4r)/(9(1+r)^2)$ (blue solid curve), its global fit approximation (orange dashed curve) and the Taylor-expansion approximation (red solid curve) at $Q^2 = 1 \text{ GeV}^2$, $0 < x < x_\pi$. Right panel: Data points of $\bar{\Gamma}_1^{p-n}$ reconstructed from the EG1b experiment [93, 94] versus the theory prediction at large Q^2 with (red band) and without (brown curve) the twist-four correction.

here the subscript “th” denotes the theory prediction (at large Q^2). The first term at the right hand side is the Bjorken sum rule with a pQCD correction factor², while the second term summarizes the higher-twist (HT) effects starting from twist-four. The pQCD correction factor is written as:

$$C_{\text{Bj}}(Q^2) = 1 - \sum_{n=1}^{\infty} \tilde{c}_n \left(\frac{\alpha_s}{\pi}\right)^n, \quad (38)$$

where α_s is the running strong coupling constant in the $\overline{\text{MS}}$ scheme, while the coefficients $\{\tilde{c}_n\}$ are calculated at present to $n = 4$ [88, 89]:

$$\begin{aligned} \tilde{c}_1 &= 1 \\ \tilde{c}_2 &= 4.583 - 0.333n_f \\ \tilde{c}_3 &= 41.44 - 7.607n_f + 0.177n_f^2 \\ \tilde{c}_4 &= 479.4 - 123.4n_f + 7.697n_f^2 - 0.1037n_f^3, \end{aligned} \quad (39)$$

with n_f the number of active quark flavors. In the meantime, only the twist-four term among all the HT corrections needs to be included for our precision goal. There are several recent determinations of the coefficient μ_4^{p-n} [90–92] that are largely consistent with each other. In this work we quote the value $\mu_4^{p-n} = (-0.047 \pm 0.020)M^2$ in Ref.[91]. We find that at 2 GeV^2 , the inclusion of the twist-four correction reduces the size of $\Gamma_{1,\text{th}}^{p-n}$ by about 13%, but its total contribution to d_1 through the integral at $Q^2 > 2 \text{ GeV}^2$ is only about 1%. Coming back to our problem, we write

$$d_1 = -\frac{3}{2\hat{g}_A} \int_0^\infty \frac{dQ^2}{Q^2} \frac{M_W^2}{M_W^2 + Q^2} \bar{\Gamma}_1^{p-n}(Q^2), \quad \bar{\Gamma}_1^{p-n}(Q^2) \equiv \int_0^{x_\pi} dx \frac{4(5+4r)}{9(1+r)^2} \{g_1^p(x, Q^2) - g_1^n(x, Q^2)\}. \quad (40)$$

When $Q^2 \rightarrow \infty$ the function $\bar{\Gamma}_1^{p-n}$ reduces to Γ_1^{p-n} , but at low Q^2 the two are not identical due to target mass corrections $\sim M^2/Q^2$ contained in the factor $f(x, Q^2) = 4(5+4r)/(9(1+r)^2)$.

We use the following strategy to reconstruct the full $\bar{\Gamma}_1^{p-n}$ at low Q^2 from data. Under the x -integral which runs from 0 to x_π we perform a fit to the kinematical function at fixed Q^2 ,

$$f(x, Q^2) = a(Q^2) + b(Q^2)x^2 + c(Q^2)x^4 + \dots, \quad 0 < x < x_\pi, \quad (41)$$

which fixes the three fitting parameters $a(Q^2)$, $b(Q^2)$ and $c(Q^2)$. This can be done by first dividing $0 < x < x_\pi$ into, say, 1000 equal intervals, evaluating the 1000 respective discrete values for $f(x, Q^2)$, and performing a three-parameter

² Please be reminded that one should not consider again the running effect of the QED coupling constant in $\square_{\gamma W}^V$ and $\square_{\gamma W}^A$, because it is already contained in the factor $\delta_{\text{HO}}^{\text{QED}}$ in Eq.(10). So, throughout this paper we always take $\alpha_{em} = 7.2973525693(11) \times 10^{-3}$ as a constant.

fit with these discrete points using, e.g. *Mathematica*. We find that this procedure allows to very precisely reproduce the entire curve at $0 < x < x_\pi$, where the difference between the original and the fitted curve is negligible for all practical purposes. Contrarily, a simple Taylor expansion around $x = 0$,

$$a(Q^2) + b(Q^2)x^2 + c(Q^2)x^4 \not\approx 1 - \frac{10M^2x^2}{9Q^2} + \frac{7M^4x^4}{3(Q^2)^2} \quad (42)$$

is only applicable at low x while significantly deviating for larger values. As an illustration, the two approximated expressions evaluated at a representative value of $Q^2 = 1 \text{ GeV}^2$ are plotted together with the analytic form in the left panel of Fig.4, and we clearly see that Eq.(41) nicely reproduces the latter for the full range of x .

Extensive measurements of the structure function g_1^N were carried out in SLAC [95–97], CERN [98–101], DESY [102] and JLab [93, 94, 103–105]. In particular, we utilize the results from the EG1b experiment at JLab that measured the g_1^p [93] and g_1^n [94] in a wide range of $\{x, Q^2\}$, from which the moments Γ_i^N ($i = 1, 3, 5$) were computed in bins of Q^2 , common for p and n , from 0.05 GeV^2 to 3.5 GeV^2 . Full results are available in the supplementary material of each respective paper³. With them we can reconstruct the full $\bar{\Gamma}_1^{p-n}$ in each bin of Q^2 as

$$\bar{\Gamma}_1^{p-n}(Q^2) \approx a(Q^2)\Gamma_1^{p-n}(Q^2) + b(Q^2)\Gamma_3^{p-n}(Q^2) + c(Q^2)\Gamma_5^{p-n}(Q^2), \quad (43)$$

where Γ_i^{p-n} ($i = 1, 3, 5$) are obtained from Refs.[93, 94]. We find that the difference between $\bar{\Gamma}_1^{p-n}$ and Γ_1^{p-n} (i.e., the effect of higher moments) does not exceed 3.5% for $Q^2 = 2 \text{ GeV}^2$, which implies a negligible difference in the integral at $Q^2 > 2 \text{ GeV}^2$. Therefore we will not distinguish between the two above 2 GeV^2 . In contrast, the higher-twist correction due to μ_4^{p-n} reaches 13% and needs to be kept along.

The right panel in Fig.4 shows the reconstructed $\bar{\Gamma}_1^{p-n}$ data points versus the large- Q^2 theory prediction using Eq.(37). We find that the theory and experiment match well at $Q^2 > 2 \text{ GeV}^2$ (observe how the twist-four correction is needed to reconcile the two), which justifies our choice of $Q_0^2 = 2 \text{ GeV}^2$ as the separation scale between the perturbative and non-perturbative regime. We therefore evaluate d_1 separately in these two regions. At $Q^2 < Q_0^2$, we fit three curves that correspond to the upper bounds, central values and lower bounds of the discrete data points respectively, and evaluate the Q^2 -integral and its uncertainty by integrating these three curves. Since the uncertainties of the data points are mainly systematics, this prescription takes into account the possible positive correlation effects. In the meantime, at $Q^2 > Q_0^2$ we evaluate the integral using the theory prediction in Eq.(37). The results are as follows:

$$\begin{aligned} d_1^< &= -\frac{3}{2g_A} \int_0^{Q_0^2} \frac{dQ^2}{Q^2} \frac{M_W^2}{M_W^2 + Q^2} [\bar{\Gamma}_1^{p-n}(Q^2)]_{\text{data}} = 0.30(4)_{\text{data}} \\ d_1^> &= -\frac{3}{2g_A} \int_{Q_0^2}^{\infty} \frac{dQ^2}{Q^2} \frac{M_W^2}{M_W^2 + Q^2} \left[\frac{|\dot{g}_A|}{6} C_{\text{Bj}}(Q^2) + \frac{\mu_4^{p-n}}{Q^2} \right] = 1.83(1)_{\text{HT}}, \end{aligned} \quad (44)$$

which add up to give:

$$d_1 = d_1^< + d_1^> = 2.14(4)_{\text{data}}(1)_{\text{HT}}. \quad (45)$$

The uncertainties come from the data at low Q^2 and the HT correction (i.e. the coefficient μ_4^{p-n}) at high Q^2 .

B. Contribution of $g_2^{(0)}$

Data on g_2 are generally scarce [93, 104, 107–110] and insufficient for a fully data-based analysis as in the previous subsection. Fortunately, its contribution is generally expected to be small due to the BC sum rule that forces the first moment of g_2 to vanish identically when accounting for elastic and inelastic contributions. In fact, we have already implemented this sum rule in the derivation of the DR of $S_2^{(0)}$. We emphasize the importance of this procedure for a reliable estimate of the contribution of $g_2^{(0)}$ to $\square_{\gamma W}^A$: since experimental data typically only cover the inelastic region, enforcing an exact vanishing of the first moment of $g_2^{(0)}$ while operating with phenomenological parametrizations of different pieces can be a delicate matter. The explicit use of the BC sum rule thus precludes any numerically significant mistake caused by an imperfection of these parametrizations. As a result, the dispersive representation of $\square_{\gamma W}^A$ only

³ There is a more recent measurement of g_1^p from JLab at low Q^2 [106], but unfortunately it does not measure g_1^n simultaneously.

contains higher moments of $g_2^{(0)}$, in which the non-perturbative physics at small x is suppressed. Additionally, since every extra power of x^2 is accompanied by $1/Q^2$, the contribution of $g_2^{(0)}$ bears no large logarithms. Due to the smallness of the g_2 contribution, we opt for an approximate treatment and include this result in the estimate of the systematic uncertainty.

The inelastic contribution coming from $g_2^{(0)}$ reads,

$$d_2 = \frac{2}{\dot{g}_A} \int_0^\infty \frac{dQ^2}{Q^2} \frac{M_W^2}{M_W^2 + Q^2} \int_0^{x_\pi} \frac{dx}{(1+r)^2} \frac{4M^2 x^2}{Q^2} [g_2^p(x, Q^2) - g_2^n(x, Q^2)] , \quad (46)$$

where the isospin relation in Eq.(28) is used. Rather than relying on data on g_2^N , we decompose g_2 into twist-two and twist-three (and higher) components [1], $g_2^N = g_{2,tw2}^N + g_{2,tw3+}^N$, and use the Wandzura-Wilczek relation [111] for the former,

$$g_{2,tw2}^N(x, Q^2) = -g_1^N(x, Q^2) + \int_x^1 \frac{dy}{y} g_1^N(y, Q^2) . \quad (47)$$

Notice that the relation above should be understood to not contain the elastic contribution at $x = 1$, because otherwise one could take $x_\pi < x < 1$ at both sides, and then the left hand side and the first term at the right hand side would vanish but the second term at the right hand side would not, which is a contradiction. With this in mind, we multiply both sides by x^{i-1} and integrate them at $0 < x < x_\pi$ to obtain:

$$\int_0^{x_\pi} x^{n-1} g_{2,tw2}^N(x, Q^2) = \frac{1-n}{n} \Gamma_n^N(Q^2) , \quad (48)$$

where Γ_n^N is defined in Eq.(36). Therefore, we may use the available information of g_1 to evaluate the twist-two contribution to d_2 .

Again, we discuss the integral at large and small Q^2 separately. For $Q^2 > Q_0^2$, we keep the leading term,

$$d_{2,tw2}^> \approx -\frac{4}{3\dot{g}_A} \int_{Q_0^2}^\infty \frac{dQ^2}{Q^2} \frac{M_W^2}{M_W^2 + Q^2} \frac{M^2}{Q^2} \Gamma_3^{p-n}(Q^2) , \quad (49)$$

where we have used Eq.(48) and set $r \rightarrow 1$. The Q^2 dependence of the W propagator can also be safely neglected as the integral converges. There is no simple sum rule for Γ_3^{p-n} at large Q^2 , but we may adopt a naïve valence quark picture that assumes each valence quark carries 1/3 of the nucleon's momentum. This gives:

$$g_1^{p-n}(x) \approx \frac{|\dot{g}_A|}{6} \delta(x - 1/3) , \quad \text{large } Q^2 \quad (50)$$

which automatically reproduces the free polarized Bjorken sum rule. This naïve picture predicts $\Gamma_3^{p-n} \approx 0.11\Gamma_1^{p-n}$, which we may check against the experimental data: At $Q^2 \approx 3.4 \text{ GeV}^2$, Refs.[93, 94] give $\Gamma_1^{p-n} \approx 0.1558$, $\Gamma_3^{p-n} \approx 0.0128$, i.e. $\Gamma_3^{p-n} \approx 0.08\Gamma_1^{p-n}$. So our naïve picture slightly overestimates the size of Γ_3^{p-n} , which is completely acceptable given our precision goal. With the above, we obtain:

$$d_{2,tw2}^> \approx \frac{2}{81} \int_{Q_0^2}^\infty \frac{dQ^2}{Q^2} \frac{M^2}{Q^2} = \frac{2M^2}{81Q_0^2} \approx 0.01 . \quad (51)$$

Next we turn to the small- Q^2 region where accounting for the leading twist may not be sufficient. As before, the leading twist contribution

$$d_{2,tw2}^< = \frac{2}{\dot{g}_A} \int_0^{Q_0^2} \frac{dQ^2}{Q^2} \int_0^{x_\pi} \frac{dx}{(1+r)^2} \frac{4M^2 x^2}{Q^2} [g_{2,tw2}^p(x, Q^2) - g_{2,tw2}^n(x, Q^2)] , \quad (52)$$

is reconstructed by using the WW relation and the x -integral related to measured moments of g_1 by performing a two parameter fit for fixed Q^2 (since the first moment is removed by the BC sum rule, a two-parameter fit is already sufficient for our precision goal).

$$\frac{1}{(1+r)^2} \frac{4M^2 x^2}{Q^2} \approx b'(Q^2)x^2 + c'(Q^2)x^4 , \quad 0 < x < x_\pi . \quad (53)$$

Using Eq.(48), we obtain

$$\int_0^{x_\pi} \frac{dx}{(1+r)^2} \frac{4M^2 x^2}{Q^2} [g_{2,tw2}^p(x, Q^2) - g_{2,tw2}^n(x, Q^2)] \approx -\frac{2}{3} b'(Q^2) \Gamma_3^{p-n}(Q^2) - \frac{4}{5} c'(Q^2) \Gamma_5^{p-n}(Q^2) . \quad (54)$$

With Γ_i^{p-n} taken from Refs.[93, 94], this gives,

$$d_{2,tw2}^< \approx -\frac{2}{\hat{g}_A} \int_0^{Q_0^2} \frac{dQ^2}{Q^2} \left[\frac{2}{3} b'(Q^2) \Gamma_3^{p-n}(Q^2) + \frac{4}{5} c'(Q^2) \Gamma_5^{p-n}(Q^2) \right] \approx 0.01 . \quad (55)$$

To quantify higher twist contributions we recall the definition of the ‘‘color polarizability’’ [112, 113]

$$\mathbf{d}_2(Q^2) = 3 \int_0^1 dx x^2 [g_2(x, Q^2) - g_{2,tw2}(x, Q^2)], \quad (56)$$

of which we only consider the inelastic part $\bar{\mathbf{d}}_2(Q^2)$ coming from the interval $0 \leq x \leq x_\pi$ [114] since the elastic part is already taken into account. In terms of this polarizability and neglecting higher moments, we obtain for the contribution of twist-three and higher,

$$d_{2,tw3+}^< = \frac{2M^2}{3\hat{g}_A} \int_0^{Q_0^2} \frac{dQ^2}{Q^4} [\bar{\mathbf{d}}_2^p(Q^2) - \bar{\mathbf{d}}_2^n(Q^2)] . \quad (57)$$

For numerical estimates, we rely on the recent analysis of generalized spin polarizabilities of the nucleon in baryon chiral effective theory [114]. We obtain, assigning a conservative 100% uncertainty,

$$d_{2,tw3+}^< = 0.03(3) . \quad (58)$$

Combining the various pieces we finally arrive at

$$d_2 = 0.05(3) \quad (59)$$

as our estimate of the total inelastic contribution from $g_2^{(0)}$. We observe that it is two orders of magnitude smaller than d_1 , following the same hierarchy as in d_B .

The inelastic contribution in our DR analysis then reads $d_1 + d_2 = 2.19(4)_{\text{data}}(1)_{\text{HT}}(3)_{g_2}$. This is to be compared with 2.31(9) from Refs.[51, 52], and we see that the two do not quite agree within error bars. While being identical in the large- Q^2 treatment, their estimation of the low- Q^2 contribution is largely model-based, while in our treatment it is completely fixed by experimental data without any further assumption, apart from a reasonable estimation of the small g_2 correction. Therefore, it is natural to take our result as a more realistic determination of $d_1 + d_2$.

VII. FINAL DISCUSSIONS

Collecting all the results from Sec.V and VI gives:

$$\square_{\gamma W}^A = 3.96(1)_{\text{FF}}(5)_{\text{data}}(1)_{\text{HT}}(3)_{g_2} \times 10^{-3} = 3.96(6) \times 10^{-3} , \quad (60)$$

where the uncertainties come from the elastic form factors, the low- Q^2 g_1 data, the HT-correction to g_1 and g_2 , respectively. We compare this to our recent update of $\square_{\gamma W}^V$ using indirect lattice inputs: $\square_{\gamma W}^V = 3.83(11) \times 10^{-3}$ [6]. These two numbers are very close to each other, and in fact their difference is consistent with zero:

$$\square_{\gamma W}^A - \square_{\gamma W}^V = 0.13(11)_V(6)_A \times 10^{-3} . \quad (61)$$

Using Eqs.(11), (61) and the PDG average $\lambda = -1.2756(13)$ [1], we obtain:

$$\hat{g}_A = -1.2754(13)_{\text{exp}}(2)_{\text{RC}} , \quad (62)$$

which is consistent with the result from the current best lattice QCD determination. Our result indicates that there is no practical distinction between λ and \hat{g}_A , unless the experimental precision of the former and the lattice precision of the latter have reached 3×10^{-4} or better.

We wrap up with some discussions of the future prospects. Within the same DR framework, a much better precision is achieved for $\square_{\gamma W}^A$ than for $\square_{\gamma W}^V$ thanks to the existence of high-quality data of the structure function g_1 at $Q^2 < 2 \text{ GeV}^2$. On the other hand, the precision of $\square_{\gamma W}^V$ is limited by the low-quality data of the structure function F_3 from neutrino (antineutrino)-nucleus scattering experiments in the 80s [115, 116]. Better-quality data may come from the Deep Underground Neutrino Experiment (DUNE) in the next decade [117, 118].

It was pointed out that a direct lattice QCD calculation of $\square_{\gamma W}^V$ is a promising way to proceed at the present stage [119]. Several exploratory calculations of mesonic γW -box diagrams have shown great success [67, 120] and the same technology is directly applicable to nucleon. But is the case closed once lattice calculations of $\square_{\gamma W}^V$ are successfully performed? We wish to express a word of caution as several examples exist where lattice calculations significantly disagree with DR-based phenomenological determinations. Such examples are the pion-nucleon sigma term $\sigma_{\pi N}$ (see Ref.[41] and references therein) and, more recently, the hadronic vacuum polarization contribution to $g_\mu - 2$ [121, 122]. They show that even carefully-performed first-principles calculations or fully data-driven analysis could still contain unexpected systematic effects which may seriously affect the implications of the corresponding precision experiments. There is no reason to automatically exclude a similar possible disagreement for the RCs in β -decays, so it is always useful to cross-check the lattice calculations with alternative methods.

Our new result of $\square_{\gamma W}^A$ is perfectly up to this task as it is a very solid phenomenological determination with almost no model-dependence. A lattice calculation of $\square_{\gamma W}^A$ may proceed in exactly the same way as $\square_{\gamma W}^V$ since both of them concerns the same generalized Compton tensor $T_{\gamma W}^{\mu\nu}$, and the only extra complication of the former is that one needs to fix the spin of the external nucleon. Therefore, it is beneficial to compute $\square_{\gamma W}^A$ on lattice alongside $\square_{\gamma W}^V$, and to compare the outcome with the DR result. If the two agree, then no large systematic effects are likely to be missing, and we have more reasons to also trust the lattice result of $\square_{\gamma W}^V$. If not, then we may have to take a step back and figure out the reason of the discrepancy. This procedure is important in order to perfect our toolkits for the treatment of non-perturbative QCD that play an essential role in the quest to discover BSM physics with precision experiments.

Acknowledgements

We are extremely thankful to Alexandre Deur and Xiaochao Zheng for their detailed explanations of the JLab experiments. We also appreciate Leendert Hayen for many inspiring discussions. We are furthermore grateful to Vadim Lensky and Vladimir Pascalutsa for providing their code for computing the generalized spin polarizabilities. This work is supported in part by EU Horizon 2020 research and innovation programme, STRONG-2020 project under grant agreement No 824093 and by the German-Mexican research collaboration Grant No. 278017 (CONACyT) and No. SP 778/4-1 (DFG) (M.G), by the Deutsche Forschungsgemeinschaft (DFG, German Research Foundation) and the NSFC through the funds provided to the Sino-German Collaborative Research Center TRR110 ‘‘Symmetries and the Emergence of Structure in QCD’’ (DFG Project-ID 196253076 - TRR 110, NSFC Grant No. 12070131001) (C.Y.S).

Appendix A: Alternative derivation of Eq.(35)

In this Appendix we outline a derivation of Eq.(35), namely the elastic contribution in the diagrammatic representation, directly from the tensor $T_{\mu\nu}^{\gamma W}$ without going through its invariant amplitudes. It involves some interesting tricks to deal with fermionic spinors and thus is worthwhile to be displayed for pedagogical purposes.

We start by computing $T_{\mu\nu}^{\gamma W}$ from the direct (D) and crossed (C) pole diagrams in Fig.3. Using the elastic form factors as effective vertices, we obtain:

$$T_{\mu\nu}^{\gamma W,B} = \frac{\bar{u}_s(p)\Gamma_{\mu\nu}^D u_s(p)}{2M\nu - Q^2} + \frac{\bar{u}_s(p)\Gamma_{\mu\nu}^C u_s(p)}{-2M\nu - Q^2} \quad (\text{A1})$$

where

$$\begin{aligned} \Gamma_{\mu\nu}^D &= \left[F_1^p \gamma_\mu - \frac{iF_2^p}{2M} \sigma_{\mu\alpha} q^\alpha \right] i [\not{p} + \not{q} + M] \left[F_1^W \gamma_\nu + \frac{iF_2^W}{2M} \sigma_{\nu\beta} q^\beta + G_A \gamma_\nu \gamma_5 - \frac{G_P}{2M} \gamma_5 q_\nu \right] \\ \Gamma_{\mu\nu}^C &= \left[F_1^W \gamma_\nu + \frac{iF_2^W}{2M} \sigma_{\nu\beta} q^\beta + G_A \gamma_\nu \gamma_5 - \frac{G_P}{2M} \gamma_5 q_\nu \right] i [\not{p} - \not{q} + M] \left[F_1^n \gamma_\mu - \frac{iF_2^n}{2M} \sigma_{\mu\alpha} q^\alpha \right] \end{aligned} \quad (\text{A2})$$

are matrices in the Dirac space.

We can get rid of the nucleon spinors $\bar{u}_s(p)$, $u_s(p)$ in the expression of $T_{\mu\nu}^{\gamma W,B}$ using the following trick. First, we recall that any Dirac structure Γ can be decomposed in terms of standard Dirac basis 1 , γ_5 , γ^α , $\gamma^\alpha\gamma_5$, $\sigma^{\alpha\beta}$ using the following identity:

$$\Gamma = \frac{1}{4}\text{Tr}[\Gamma] + \frac{1}{4}\text{Tr}[\gamma_5\Gamma]\gamma_5 + \frac{1}{4}\text{Tr}[\gamma_\alpha\Gamma]\gamma^\alpha - \frac{1}{4}\text{Tr}[\gamma_\alpha\gamma_5\Gamma]\gamma^\alpha\gamma_5 + \frac{1}{8}\text{Tr}[\sigma_{\alpha\beta}\Gamma]\sigma^{\alpha\beta}. \quad (\text{A3})$$

Next, we have the following identities when a Dirac basis is sandwiched between $\bar{u}_s(p)$ and $u_s(p)$:

$$\begin{aligned} \bar{u}_s(p)u_s(p) &= 2M \\ \bar{u}_s(p)\gamma_5u_s(p) &= 0 \\ \bar{u}_s(p)\gamma^\alpha u_s(p) &= 2p^\alpha \\ \bar{u}_s(p)\gamma^\alpha\gamma_5u_s(p) &= 2S^\alpha \\ \bar{u}_s(p)\sigma^{\alpha\beta}u_s(p) &= \frac{2}{M}\epsilon^{\alpha\beta\rho\sigma}p_\rho S_\sigma. \end{aligned} \quad (\text{A4})$$

Combining Eqs.(A3) and (A4), we obtain:

$$\bar{u}_s(p)\Gamma_{\mu\nu}^i u_s(p) = \frac{M}{2}\text{Tr}[\Gamma_{\mu\nu}^i] + \frac{p^\alpha}{2}\text{Tr}[\gamma_\alpha\Gamma_{\mu\nu}^i] - \frac{S^\alpha}{2}\text{Tr}[\gamma_\alpha\gamma_5\Gamma_{\mu\nu}^i] + \frac{1}{4M}\epsilon^{\alpha\beta\rho\sigma}p_\rho S_\sigma\text{Tr}[\sigma_{\alpha\beta}\Gamma_{\mu\nu}^i], \quad (\text{A5})$$

where $i = \text{D, C}$. The right hand side is free from the nucleon spinors. The trace of the Dirac matrices can be performed using various *Mathematica* packages, so we do not display the explicit results here.

We then plug our expression of $T_{\mu\nu}^{\gamma W,B}$, now free from nucleon spinors, into Eq.(16) and use Eq.(19) to simplify the integrals. Finally, we perform the Wick rotation using Eq.(26) and integrate out the variable u analytically. This brings us exactly to Eq.(35).

-
- [1] P. Zyla et al. (Particle Data Group), PTEP **2020**, 083C01 (2020).
 - [2] C.-Y. Seng, M. Gorchtein, H. H. Patel, and M. J. Ramsey-Musolf, Phys. Rev. Lett. **121**, 241804 (2018), 1807.10197.
 - [3] M. Gorchtein, Phys. Rev. Lett. **123**, 042503 (2019), 1812.04229.
 - [4] J. C. Hardy and I. S. Towner, Phys. Rev. C **102**, 045501 (2020).
 - [5] A. Czarnecki, W. J. Marciano, and A. Sirlin, Phys. Rev. D **70**, 093006 (2004), hep-ph/0406324.
 - [6] C.-Y. Seng, X. Feng, M. Gorchtein, and L.-C. Jin, Phys. Rev. D **101**, 111301 (2020), 2003.11264.
 - [7] B. Märkisch et al., Phys. Rev. Lett. **122**, 242501 (2019), 1812.04666.
 - [8] P. Bopp, D. Dubbers, L. Hornig, E. Klemt, J. Last, H. Schutze, S. J. Freedman, and O. Scharpf, Phys. Rev. Lett. **56**, 919 (1986), [Erratum: Phys.Rev.Lett. 57, 1192 (1986)].
 - [9] B. Eroziolinsky, I. Kuznetsov, I. Stepanenko, and Y. A. Mostovoi (1997), [Erratum: Phys.Lett.B 412, 240–241 (1997)].
 - [10] P. Liaud, K. Schreckenbach, R. Kossakowski, H. Nastoll, A. Bussiere, J. P. Guillaud, and L. Beck, Nucl. Phys. A **612**, 53 (1997).
 - [11] Y. A. Mostovoi et al., Phys. Atom. Nucl. **64**, 1955 (2001).
 - [12] M. Schumann, M. Kreuz, M. Deissenroth, F. Gluck, J. Krempel, B. Markisch, D. Mund, A. Petoukhov, T. Soldner, and H. Abele, Phys. Rev. Lett. **100**, 151801 (2008), 0712.2442.
 - [13] D. Mund, B. Maerkisch, M. Deissenroth, J. Krempel, M. Schumann, H. Abele, A. Petoukhov, and T. Soldner, Phys. Rev. Lett. **110**, 172502 (2013), 1204.0013.
 - [14] G. Darius et al., Phys. Rev. Lett. **119**, 042502 (2017).
 - [15] M. A. P. Brown et al. (UCNA), Phys. Rev. C **97**, 035505 (2018), 1712.00884.
 - [16] A. Czarnecki, W. J. Marciano, and A. Sirlin, Phys. Rev. Lett. **120**, 202002 (2018), 1802.01804.
 - [17] J. Fry et al., EPJ Web Conf. **219**, 04002 (2019), 1811.10047.
 - [18] D. Dubbers, H. Abele, S. Baessler, B. Maerkisch, M. Schumann, T. Soldner, and O. Zimmer, Nucl. Instrum. Meth. A **596**, 238 (2008), 0709.4440.
 - [19] X. Wang et al. (PERC), EPJ Web Conf. **219**, 04007 (2019), 1905.10249.
 - [20] A. A. Khan et al., Phys. Rev. D **74**, 094508 (2006), hep-lat/0603028.
 - [21] H.-W. Lin, T. Blum, S. Ohta, S. Sasaki, and T. Yamazaki, Phys. Rev. D **78**, 014505 (2008), 0802.0863.
 - [22] S. Capitani, M. Della Morte, G. von Hippel, B. Jager, A. Juttner, B. Knippschild, H. B. Meyer, and H. Wittig, Phys. Rev. D **86**, 074502 (2012), 1205.0180.
 - [23] R. Horsley, Y. Nakamura, A. Nobile, P. E. L. Rakow, G. Schierholz, and J. M. Zanotti, Phys. Lett. B **732**, 41 (2014), 1302.2233.
 - [24] G. S. Bali, S. Collins, B. Glässle, M. Göckeler, J. Najjar, R. H. Rödl, A. Schäfer, R. W. Schiel, W. Söldner, and A. Sternbeck, Phys. Rev. D **91**, 054501 (2015), 1412.7336.

- [25] A. Abdel-Rehim et al., Phys. Rev. D **92**, 114513 (2015), [Erratum: Phys.Rev.D 93, 039904 (2016)], 1507.04936.
- [26] C. Alexandrou, M. Constantinou, K. Hadjiyiannakou, K. Jansen, C. Kallidonis, G. Koutsou, and A. Vaquero Aviles-Casco, Phys. Rev. D **96**, 054507 (2017), 1705.03399.
- [27] S. Capitani, M. Della Morte, D. Djukanovic, G. M. von Hippel, J. Hua, B. Jäger, P. M. Junnarkar, H. B. Meyer, T. D. Rae, and H. Wittig, Int. J. Mod. Phys. A **34**, 1950009 (2019), 1705.06186.
- [28] R. G. Edwards, G. T. Fleming, P. Hagler, J. W. Negele, K. Orginos, A. V. Pochinsky, D. B. Renner, D. G. Richards, and W. Schroers (LHPC), Phys. Rev. Lett. **96**, 052001 (2006), hep-lat/0510062.
- [29] T. Yamazaki, Y. Aoki, T. Blum, H. W. Lin, M. F. Lin, S. Ohta, S. Sasaki, R. J. Tweedie, and J. M. Zanotti (RBC+UKQCD), Phys. Rev. Lett. **100**, 171602 (2008), 0801.4016.
- [30] T. Yamazaki, Y. Aoki, T. Blum, H.-W. Lin, S. Ohta, S. Sasaki, R. Tweedie, and J. Zanotti, Phys. Rev. D **79**, 114505 (2009), 0904.2039.
- [31] J. D. Bratt et al. (LHPC), Phys. Rev. D **82**, 094502 (2010), 1001.3620.
- [32] J. R. Green, M. Engelhardt, S. Krieg, J. W. Negele, A. V. Pochinsky, and S. N. Syritsyn, Phys. Lett. B **734**, 290 (2014), 1209.1687.
- [33] N. Yamanaka, S. Hashimoto, T. Kaneko, and H. Ohki (JLQCD), Phys. Rev. D **98**, 054516 (2018), 1805.10507.
- [34] J. Liang, Y.-B. Yang, T. Draper, M. Gong, and K.-F. Liu, Phys. Rev. D **98**, 074505 (2018), 1806.08366.
- [35] K.-I. Ishikawa, Y. Kuramashi, S. Sasaki, N. Tsukamoto, A. Ukawa, and T. Yamazaki (PACS), Phys. Rev. D **98**, 074510 (2018), 1807.03974.
- [36] K. Ottnad, T. Harris, H. Meyer, G. von Hippel, J. Wilhelm, and H. Wittig, PoS **LATTICE2018**, 129 (2018), 1809.10638.
- [37] T. Bhattacharya, V. Cirigliano, S. Cohen, R. Gupta, H.-W. Lin, and B. Yoon, Phys. Rev. D **94**, 054508 (2016), 1606.07049.
- [38] E. Berkowitz et al. (2017), 1704.01114.
- [39] C. C. Chang et al., Nature **558**, 91 (2018), 1805.12130.
- [40] R. Gupta, Y.-C. Jang, B. Yoon, H.-W. Lin, V. Cirigliano, and T. Bhattacharya, Phys. Rev. D **98**, 034503 (2018), 1806.09006.
- [41] S. Aoki et al. (Flavour Lattice Averaging Group) (2019), 1902.08191.
- [42] A. Walker-Loud et al., PoS **CD2018**, 020 (2020), 1912.08321.
- [43] M. González-Alonso and J. Martin Camalich, JHEP **12**, 052 (2016), 1605.07114.
- [44] S. Alioli, V. Cirigliano, W. Dekens, J. de Vries, and E. Mereghetti, JHEP **05**, 086 (2017), 1703.04751.
- [45] M. Gonzalez-Alonso, O. Naviliat-Cuncic, and N. Severijns, Prog. Part. Nucl. Phys. **104**, 165 (2019), 1803.08732.
- [46] A. Falkowski, M. González-Alonso, and O. Naviliat-Cuncic (2020), 2010.13797.
- [47] A. Sirlin, Phys. Rev. **164**, 1767 (1967).
- [48] A. Garcia and A. Queijeiro, Phys. Rev. D **27**, 2101 (1983).
- [49] A. Kurylov, M. J. Ramsey-Musolf, and P. Vogel, Phys. Rev. C **65**, 055501 (2002), nucl-th/0110051.
- [50] A. Kurylov, M. J. Ramsey-Musolf, and P. Vogel, Phys. Rev. C **67**, 035502 (2003), hep-ph/0211306.
- [51] L. Hayen, Phys. Rev. D **103**, 113001 (2021), 2010.07262.
- [52] L. Hayen (2021), 2102.03458.
- [53] A. Czarnecki, W. J. Marciano, and A. Sirlin (2019), 1907.06737.
- [54] C. Y. Seng, M. Gorchtein, and M. J. Ramsey-Musolf, Phys. Rev. **D100**, 013001 (2019), 1812.03352.
- [55] R. E. Behrends and A. Sirlin, Phys. Rev. Lett. **4**, 186 (1960).
- [56] M. Ademollo and R. Gatto, Phys. Rev. Lett. **13**, 264 (1964).
- [57] B. R. Holstein, Rev. Mod. Phys. **46**, 789 (1974), [Erratum: Rev.Mod.Phys. 48, 673–673 (1976)].
- [58] D. H. Wilkinson, Nucl. Phys. A **377**, 474 (1982).
- [59] S. Ando, H. W. Fearing, V. P. Gudkov, K. Kubodera, F. Myhrer, S. Nakamura, and T. Sato, Phys. Lett. B **595**, 250 (2004), nucl-th/0402100.
- [60] V. P. Gudkov, Phys. Rev. C **77**, 045502 (2008), 0801.4896.
- [61] A. N. Ivanov, M. Pitschmann, and N. I. Troitskaya, Phys. Rev. D **88**, 073002 (2013), 1212.0332.
- [62] A. N. Ivanov, R. Höllwieser, N. I. Troitskaya, M. Wellenzohn, and Y. A. Berdnikov, Results Phys. **21**, 103806 (2021), 2010.14336.
- [63] A. Garcia and M. Maya, Phys. Rev. D **23**, 2603 (1981).
- [64] E. Fermi, Z. Phys. **88**, 161 (1934).
- [65] A. Sirlin, Rev. Mod. Phys. **50**, 573 (1978), [Erratum: Rev. Mod. Phys.50,905(1978)].
- [66] C.-Y. Seng, D. Galviz, and U.-G. Meißner, JHEP **02**, 069 (2020), 1910.13208.
- [67] X. Feng, M. Gorchtein, L.-C. Jin, P.-X. Ma, and C.-Y. Seng, Phys. Rev. Lett. **124**, 192002 (2020), 2003.09798.
- [68] C.-Y. Seng, X. Feng, M. Gorchtein, L.-C. Jin, and U.-G. Meißner, JHEP **10**, 179 (2020), 2009.00459.
- [69] W. J. Marciano and A. Sirlin, Phys. Rev. Lett. **71**, 3629 (1993).
- [70] J. Erler, Rev. Mex. Fis. **50**, 200 (2004), hep-ph/0211345.
- [71] H. Burkhardt and W. N. Cottingham, Annals Phys. **56**, 453 (1970).
- [72] W. Marciano and A. Sirlin, Nucl. Phys. B **88**, 86 (1975).
- [73] C. E. Carlson, V. Nazaryan, and K. Griffioen, Phys. Rev. A **78**, 022517 (2008), 0805.2603.
- [74] C. E. Carlson, V. Nazaryan, and K. Griffioen, Phys. Rev. A **83**, 042509 (2011), 1101.3239.
- [75] K. Shiells, P. Blunden, and W. Melnitchouk (2020), 2012.01580.
- [76] D. Drechsel, B. Pasquini, and M. Vanderhaeghen, Phys. Rept. **378**, 99 (2003), hep-ph/0212124.
- [77] I. T. Lorenz, H. W. Hammer, and U.-G. Meißner, Eur. Phys. J. A **48**, 151 (2012), 1205.6628.
- [78] I. T. Lorenz, U.-G. Meißner, H. W. Hammer, and Y. B. Dong, Phys. Rev. D **91**, 014023 (2015), 1411.1704.

- [79] Z. Ye, J. Arrington, R. J. Hill, and G. Lee, *Phys. Lett. B* **777**, 8 (2018), 1707.09063.
- [80] Y.-H. Lin, H.-W. Hammer, and U.-G. Meißner, *Phys. Lett. B* **816**, 136254 (2021), 2102.11642.
- [81] Y.-H. Lin, H.-W. Hammer, and U.-G. Meißner (2021), 2106.06357.
- [82] S. B. Gerasimov, *Yad. Fiz.* **2**, 598 (1965).
- [83] S. D. Drell and A. C. Hearn, *Phys. Rev. Lett.* **16**, 908 (1966).
- [84] A. Deur, S. J. Brodsky, and G. F. De Tera mond (2018), 1807.05250.
- [85] J. D. Bjorken, *Phys. Rev.* **148**, 1467 (1966).
- [86] J. D. Bjorken, *Phys. Rev. D* **1**, 1376 (1970).
- [87] X.-D. Ji and P. Unrau, *Phys. Lett. B* **333**, 228 (1994), hep-ph/9308263.
- [88] P. A. Baikov, K. G. Chetyrkin, and J. H. Kuhn, *Nucl. Phys. B Proc. Suppl.* **205-206**, 237 (2010), 1007.0478.
- [89] P. Baikov, K. Chetyrkin, and J. Kuhn, *Phys. Rev. Lett.* **104**, 132004 (2010), 1001.3606.
- [90] A. Deur, Y. Prok, V. Burkert, D. Crabb, F. X. Girod, K. A. Griffioen, N. Guler, S. E. Kuhn, and N. Kvaltine, *Phys. Rev. D* **90**, 012009 (2014), 1405.7854.
- [91] D. Kotlorz, S. V. Mikhailov, O. V. Teryaev, and A. Kotlorz, *Phys. Rev. D* **96**, 016015 (2017), 1704.04253.
- [92] C. Ayala, G. Cvetič, A. V. Kotikov, and B. G. Shaikhatdenov, *Eur. Phys. J. C* **78**, 1002 (2018), 1812.01030.
- [93] R. Fersch et al. (CLAS), *Phys. Rev. C* **96**, 065208 (2017), 1706.10289.
- [94] N. Guler et al. (CLAS), *Phys. Rev. C* **92**, 055201 (2015), 1505.07877.
- [95] P. L. Anthony et al. (E142), *Phys. Rev. Lett.* **71**, 959 (1993).
- [96] K. Abe et al. (E143), *Phys. Rev. Lett.* **74**, 346 (1995).
- [97] K. Abe et al. (E154), *Phys. Rev. Lett.* **79**, 26 (1997), hep-ex/9705012.
- [98] D. Adams et al. (Spin Muon (SMC)), *Phys. Lett. B* **329**, 399 (1994), [Erratum: *Phys.Lett.B* 339, 332–333 (1994)], hep-ph/9404270.
- [99] V. Y. Alexakhin et al. (COMPASS), *Phys. Lett. B* **647**, 8 (2007), hep-ex/0609038.
- [100] M. G. Alekseev et al. (COMPASS), *Phys. Lett. B* **690**, 466 (2010), 1001.4654.
- [101] M. Aghasyan et al. (COMPASS), *Phys. Lett. B* **781**, 464 (2018), 1710.01014.
- [102] K. Ackerstaff et al. (HERMES), *Phys. Lett. B* **404**, 383 (1997), hep-ex/9703005.
- [103] A. Deur et al., *Phys. Rev. Lett.* **93**, 212001 (2004), hep-ex/0407007.
- [104] F. R. Wesselmann et al. (RSS), *Phys. Rev. Lett.* **98**, 132003 (2007), nucl-ex/0608003.
- [105] A. Deur et al., *Phys. Rev. D* **78**, 032001 (2008), 0802.3198.
- [106] X. Zheng et al. (CLAS), *Nature Physics*, <https://doi.org/10.1038/s41567-021-01198-z>, (2021), 2102.02658.
- [107] P. L. Anthony et al. (E155), *Phys. Lett. B* **458**, 529 (1999), hep-ex/9901006.
- [108] P. L. Anthony et al. (E155), *Phys. Lett. B* **553**, 18 (2003), hep-ex/0204028.
- [109] M. Amarian et al. (Jefferson Lab E94-010), *Phys. Rev. Lett.* **92**, 022301 (2004), hep-ex/0310003.
- [110] K. Kramer et al., *Phys. Rev. Lett.* **95**, 142002 (2005), nucl-ex/0506005.
- [111] S. Wandzura and F. Wilczek, *Phys. Lett. B* **72**, 195 (1977).
- [112] E. V. Shuryak and A. I. Vainshtein, *Nucl. Phys. B* **201**, 141 (1982).
- [113] R. L. Jaffe, *Comments Nucl. Part. Phys.* **19**, 239 (1990).
- [114] J. M. Alarcón, F. Hagelstein, V. Lensky, and V. Pascalutsa, *Phys. Rev. D* **102**, 114026 (2020), 2006.08626.
- [115] T. Bolognese, P. Fritze, J. Morfin, D. H. Perkins, K. Powell, and W. G. Scott (Aachen-Bonn-CERN-Democritos-London-Oxford-Saclay), *Phys. Rev. Lett.* **50**, 224 (1983).
- [116] D. Allasia et al., *Z. Phys.* **C28**, 321 (1985).
- [117] R. Acciarri et al. (DUNE) (2016), 1601.05471.
- [118] L. Alvarez-Ruso et al. (NuSTEC), *Prog. Part. Nucl. Phys.* **100**, 1 (2018), 1706.03621.
- [119] C.-Y. Seng and U.-G. Meißner, *Phys. Rev. Lett.* **122**, 211802 (2019), 1903.07969.
- [120] P.-X. Ma, X. Feng, M. Gorchtein, L.-C. Jin, and C.-Y. Seng (2021), 2102.12048.
- [121] S. Borsanyi et al. (2020), 2002.12347.
- [122] T. Aoyama et al., *Phys. Rept.* **887**, 1 (2020), 2006.04822.