

Evolution of the energy efficiency of LHCb's real-time processing

Roel Aaij¹, Daniel Hugo Cámpora Pérez², Tommaso Colombo³, Conor Fitzpatrick⁴, Vladimir Vava Gligorov^{5,*}, Arthur Hennequin^{3,6}, Niko Neufeld³, Niklas Nolte⁷, Rainer Schwemmer^{3,**}, and Dorothea Vom Bruch⁸

¹Nikhef National Institute for Subatomic Physics, Amsterdam, Netherlands

²Universiteit Maastricht, Maastricht, Netherlands

³European Organization for Nuclear Research (CERN), Switzerland

⁴Department of Physics and Astronomy, University of Manchester, Manchester, United Kingdom

⁵LPNHE, Sorbonne Université, CNRS/IN2P3, France

⁶LIP6, Sorbonne Université, France

⁷Massachusetts Institute of Technology, Cambridge, MA, United States

⁸Aix Marseille Univ, CNRS/IN2P3, CPPM, Marseille, France

Abstract. The upgraded LHCb detector, due to start datataking in 2022, will have to process an average data rate of 4 TB/s in real time. Because LHCb's physics objectives require that the full detector information for every LHC bunch crossing is read out and made available for real-time processing, this bandwidth challenge is equivalent to that of the ATLAS and CMS HL-LHC software read-out, but deliverable five years earlier. Over the past six years, the LHCb collaboration has undertaken a bottom-up rewrite of its software infrastructure, pattern recognition, and selection algorithms to make them better able to efficiently exploit modern highly parallel computing architectures. We review the impact of this reoptimization on the energy efficiency of the real-time processing software and hardware which will be used for the upgrade of the LHCb detector. We also review the impact of the decision to adopt a hybrid computing architecture consisting of GPUs and CPUs for the real-time part of LHCb's future data processing. We discuss the implications of these results on how LHCb's real-time power requirements may evolve in the future, particularly in the context of a planned second upgrade of the detector.

1 Introduction

The upgrade of the LHCb detector, due to begin datataking in Run 3, will use a triggerless readout to send the raw data for the full 30 MHz of LHC bunch crossings to a custom data processing centre. Its dataflow is illustrated in Figure 1. With a peak data rate of 5 TB/s and an expected average rate of 4 TB/s, LHCb's upgrade will have to handle similar data rates as the ATLAS and CMS HL-LHC software triggers, but around five years earlier, making this one of the most complex data processing challenges in HEP today.

*e-mail: vgligoro@lpnhe.in2p3.fr

**e-mail: Rainer.Schwemmer@cern.ch

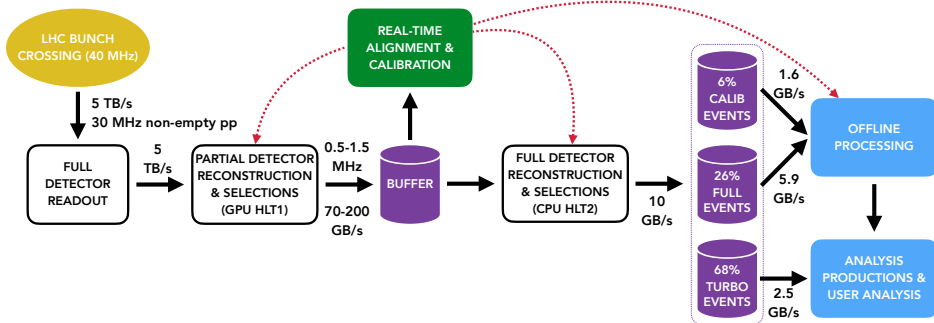


Figure 1. Dataflow in the upgraded LHCb detector, reproduced from [2].

This data processing will use off-the-shelf components to first build the raw bunch crossing fragments from each subdetector into a single “event” (Event Building), and subsequently to group the detector hits into higher level physics objects (High Level Trigger or HLT) and decide whether these are of sufficient interest to warrant further analysis of the event. Its requirements and design were described in [1]. The first HLT stage (HLT1) performs a partial event reconstruction based on a relatively small subset of inclusive selection algorithms, each of which selects a general topology of interest to a range of LHCb’s physics analyses. The events which receive a positive decision at HLT1 are then processed by HLT2, which performs a full reconstruction and uses hundreds of selection algorithms to fully build and isolate signal candidates of interest to specific LHCb analyses. The events which receive a positive decision at HLT2 are recorded to permanent storage and sent to the GRID for further processing and distribution to the analysts.

LHCb’s real-time processing software is historically based on the GAUDI [3] framework, with a number of additional features related to data integrity and the bookkeeping of provenance information required by the real-time use case. At the start of Run 1 the HLT ran a significantly simplified version of the offline pattern recognition and event selection algorithms, even in HLT2. [4] Over the course of Run 1 the available processing power was increased and the processing algorithms gradually made faster, so that by Run 2 LHCb was able to deploy its full offline reconstruction in HLT2. [5] This led to the so-called “Real Time Analysis” (RTA) processing model which remains the baseline for the LHCb upgrade. [6, 7]

In the RTA model, events selected by HLT1 are buffered for long enough to perform an offline-quality detector alignment and calibration. This in turn allows the full detector reconstruction deployed in HLT2 to build complete signal candidates of interest, and then record only information strictly necessary for the final physics analysis of those candidates, throwing away the raw detector information and most of the intermediate pattern recognition objects. The RTA model was further refined during Run 2 data-taking to allow an analysis-specific subset of raw detector data or associated pattern recognition objects to be appended to each RTA signal candidate. [8] This transformed the binary choice between the traditional offline and RTA analysis models into a spectrum, which each analyst could tune to balance the data rate per selected event in the way which best suited their analysis.

LHCb decided on the basic parameters of its upgrade real-time processing architecture, including cost, in 2014. At the time CPUs were expected to rapidly evolve towards having dozens if not hundreds of cores. This guided LHCb’s priorities: the software had to become thread-safe, and the transient data classes had to become much lighter to fit better into the processor cache and optimally support vectorized computations. In parallel LHCb hedged its

bets by implementing various reconstruction algorithms on GPUs and other highly parallel architectures. These efforts converged in 2020, with LHCb choosing a GPU architecture for HLT1 while remaining with the traditional CPU architecture for HLT2. [9, 10]

The fact that this hybrid architecture could be delivered within the available cost envelope is a combination of the price evolution of the GPU and CPU architectures, the ability to exploit CPU processing resources left over from Run 2, and performance gains made by LHCb’s software developers over the past years. Although this performance evolution has been documented in public notes, we summarise it here in a coherent manner, making clear the importance of each component. We document for the first time the impact of the new GPU and CPU architectures, and the performance gains of LHCb’s software, on the power consumption of the system. Finally, we discuss the implications of these developments on the future evolution of LHCb’s real-time processing, particularly in the context of a planned second upgrade of the LHCb detector. [11, 12]

2 Evolution of LHCb’s HLT performance

We will use HLT1 in order to illustrate how the performance of LHCb’s software developed over the past years. As this part of the codebase has to handle the biggest processing throughput, of around 30 MHz and 4 TB per second, it also places the most stringent requirements on the software framework and algorithms, and exposes suboptimal implementations that could remain hidden in later processing steps where more time is available. It is worth noting here that because of LHCb’s budget constraints, HLT1 had to be implemented on $O(10^4)$ physical cores, which at 30 MHz requires a processing rate of 3 kHz from each core. This is a good demonstration of how LHCb’s asynchronous DAQ architecture, and the use of deep memory buffers in the servers which receive the event data, allows to hide the latency inherent with the use of CPU (and later GPU) architectures while operating in a per-bunch-crossing time budget typically associated with FPGAs.

The main goal of the HLT1 trigger is to find charged particles (tracks) in LHCb’s vertex detector and the tracking system downstream of the LHCb magnet, combine them into charged particle trajectories, and identify particularly interesting one- and two-track combinations in order to decide which events to keep for further processing. Muon identification is used to allow looser kinematic and geometric selection criteria to be applied in muonic final states. The evolution of the HLT1 CPU throughput is summarized in Figure 2. Although the plotting begins at the start of 2019, the gains made during 2019 were of course in large part due to preparatory work done between 2016 and 2019 to which it is difficult to do justice on a plot, since many of the components had to come together before really significant improvements could be seen. Nevertheless, the plot and its legend summarise the essential steps in the process. The achieved gains were a combination of three complementary development directions:

1. The “physics” reoptimization of algorithms, for example tightening search windows and selection criteria in the charged particle reconstruction, and using a simplified straight-line track fit instead of a Kalman fit. These changes gained about a factor two in throughput performance without significant losses in the physics performance, but would not on their own have been enough to make the system viable for Run 3.
2. Reoptimization of the transient data structures inspired by the PODIO [14] paradigm. This work involved the removal of unnecessary pointer chasing, a switch to SIMD-friendly structure-of-arrays format wherever possible, and the removal of unnecessary data members to minimize memory use and fit better into the CPU cache.

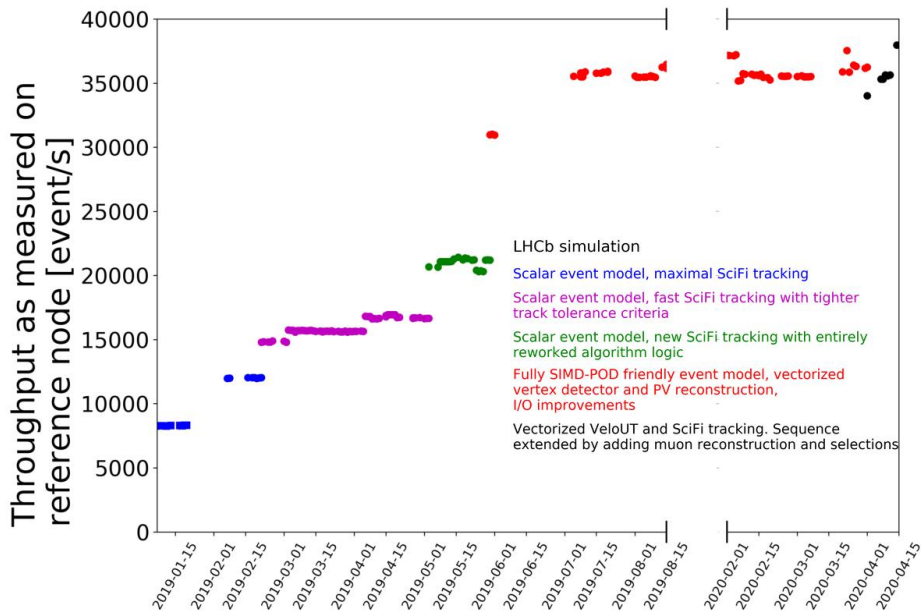


Figure 2. The evolution of HLT1 throughput as measured on a reference dual-socket E5-2630-v4 Intel Xeon node, reproduced from [13]. Expected pileup per bunch: 6.

3. A complete rewrite of the key tracking algorithms in order to vectorize the majority of time-consuming computational steps, taking advantage of the lighter and SIMD-friendly data structures designed in the previous step. The combination of vectorized algorithms and lighter data structures gained over a factor two in performance on top of what was achieved through physics optimizations alone.

In addition a dedicated optimization of the I/O configuration was required because of the extremely high per-core throughputs which had to be sustained. Thanks to this optimization, throughputs of over 5 kHz or 500 MB per second per physical CPU core could be achieved without saturating the I/O as documented in [15]. In particular this work enabled the efficient use of AMD’s new EPYC generation of CPUs, which were released in 2019 and offered up to 64 physical cores per socket as compared to the 10 cores of the reference E5-2630-v4 Intel Xeon node which formed the backbone of LHCb’s Run 2 real-time processing infrastructure. The performance of LHCb’s CPU HLT1 on the 7502 AMD EPYC with 32 physical cores per socket was also documented in [13], reaching 171 kHz per dual-socketed server, a factor 4.5 times faster than the reference dual-socket E5-2630-v4 Intel Xeon node. As the TDP of the 7502 EPYC is 180 Watts, while that of the E5-2630-v4 Xeon is 85 Watts, it seems apparent that the new generation of servers would also enable a significant improvement in energy efficiency, as we will document quantitatively in the next section.

In parallel to this reoptimization of its CPU software, LHCb had been pursuing R&D activities into GPUs and other highly parallel computing architectures since the early 2010s. In early 2018, since there was not yet a CPU HLT1 which could fit into the available computing resources, it was decided to attempt to implement the full HLT1 on GPUs as a hedge against the possibility that the CPU implementation would not make it in time. This project, code-named “Allen”, successfully concluded in 2020 and demonstrated sufficient benefits over the

CPU implementation that LHCb finally decided to switch its baseline to a GPU HLT1. This decision was taken despite the fact that by 2020 the optimized CPU HLT1 discussed earlier could fit into the available computing resources, and the reasons for it have been documented in more detail elsewhere. [16] In terms of software design both the CPU HLT1 and GPU HLT1 followed analogous design principles for efficient, parallel and architecture-aware programming. The latest documented performance of the GPU HLT1 can be found in [17]; for the purposes of this paper the relevant number is a throughput of 148 kHz on a reference Nvidia GeForce 2080 Ti GPU with a TDP of 250 Watts. Here again we see that LHCb's asynchronous processing architecture allows a GPU to leverage its parallel processing capabilities so that a compact system of O(200) GPU cards, comparable to the number of boards typically used in "hardware" first-level triggers, is capable of ingesting the full bunch crossing rate of 30 MHz. The beauty of this system is that by eliminating latency from the equation we do not have to provide a decision within microseconds, but rather that we "just" have to manage a high average throughput.

3 Impact on power consumption

The improvements in processing speed documented in the previous section also clearly imply an improvement in the energy efficiency of the system, in other words the number of trigger decisions which can be taken per kWh of energy consumed. While the improvement documented from the physics and software reoptimization of the CPU HLT1 can be easily translated into a gain in energy efficiency, the improvement from using a more modern CPU or from using a GPU cannot be deduced simply from the processor's TDP, as overheads related to the server, as well as software inefficiencies which not always allow to reach the full TDP, must also be taken into account. We have therefore carried out a dedicated set of power consumption measurements for three reference architectures: a dual-socket E5-2630-v4 Intel Xeon node¹; a dual-socket 7502 AMD EPYC² node; and the same dual-socket AMD 7502 EPYC node with between one and three GeForce RTX 2080 Ti³ Nvidia GPUs.

In the case of the two CPU architectures we take the total power consumption of the server as the reference measurement. In the case of GPUs the calculation is a bit more difficult. The GPUs are hosted opportunistically in the same servers used for LHCb's real-time event building (Event Building Nodes), replacing two high-speed network cards which would have otherwise been required to send data to a CPU HLT1 implemented in dedicated CPU servers. We therefore take the difference between the power consumption of the server when the GPUs are idle and when they are under load, and subtract the power consumption of the network cards which are no longer required to be present. The results are presented in Table 1 under the network replacement heading. The table also contains the calculation for a dedicated GPU machine. I.e. instead of putting the GPUs into the Event Building Nodes, data would be sent to dedicated GPU servers which contain appropriate numbers of network cards and processing GPUs.

Compared to Run 2 LHCb has gained over an order of magnitude in energy efficiency, with the gains divided rather evenly between improvements in the physics logic of HLT1, improvements in the underlying software architecture and the use of SIMD programming paradigms, and improvements from the use of newer processing architectures such as AMD's EPYC CPUs or Nvidia GPUs.

The power measurements were performed using the server internal power monitoring of the baseboard management controller (BMC). The Xeon platform comes in the form factor

¹Quanta DA0S2SMBCE0

²Gigabyte G482-Z5

³Gigabyte GV-N208TTURBO-11GC-rev-10

Table 1. Energy per trigger decision, in Millijoule, of different HLT1 architectures. The gain and cumulative gain are given with respect to the previous row in the table. For the exclusive and pure GPU rows, the gain and cumulative gain in power consumption are given with respect to the 7502 EPYC architecture. For the GeForce RTX 2080 Ti results, NR stands for “network replacement”.

Architecture	Energy per trigger (mJ)	Gain	Total gain
E5-2630-v4 Xeon			
Before SW optimization	39.9	1.0x	
w/Physics optimizations	21.0	1.9x	1.9x
w/SIMD optimizations	8.4	2.5x	4.8x
7502 EPYC			
w/SIMD optimizations	3.2	2.6x	12.5x
Event Building Node, NR			
1 GPU	3.1	1.03x	12.9x
2 GPUs	2.4	1.29x	16.6x
3 GPUs	2.1	1.15x	19.0x
Dedicated GPU machine			
4 x 2080 Ti + 2 Network Cards	2.8	1.14x	14.3x
5 x 2080 Ti + 3 Network Cards	2.5	1.12x	16.0x
Pure GPU machine			
8 x 2080 Ti + Onboard Network	2.1	1.15x	19.0x

of a quad node (4 servers sharing one power supply and cooling system). These high density servers are generally regarded as extremely power efficient. For a fair comparison we ran our software on all 4 machines and then normalized to a single node. The AMD EPYC platform for this test was a single unit chassis which is normally used as a GPU hosting machine for up to 8 cards. Since these chassis are less power efficient to cope with the expected GPU hardware inside, we tuned the cooling system (for the CPU-only runs) to a mode that provided only cooling for the CPUs. For the GPU and GPU + Event Building configurations the cooling system was tuned to for the requirements of the DAQ cards. While these cards consume less power than a GPU, their thermal management is not as sophisticated and requires much higher air flows than GPUs. Each test configuration on all platforms was run and averaged over at least 10 minutes to allow the values to stabilize.

Since the AMD platform provides excellent instrumentation for power measurements we are able to go into a bit more detail and Figure 3 provides a breakdown of the consumption of the various main components in the server. This break down tries to illustrates why there is such a wide range of power efficiency values for different GPU configurations.

- *7502 EPYC with SIMD*: The machine is only used to perform trigger decisions on the CPU, which was the candidate of the original CPU based trigger architecture. As expected, this configuration is dominated by CPU and Memory power consumption.
- *2 GPUs*: The machine contains only 2 GPU cards which run the trigger. the CPU is mostly idle and is only orchestrating and monitoring the data flow to the GPU. This configuration contains no network cards and is dominated by cooling and the GPU. It is included here to illustrate the differences to the next configuration.
- *Event Building Node + 2 GPUs*: The current candidate for the combined event builder + HLT1 trigger. While the GPUs consume about one third of the total power consumption, about a quarter of the power consumption goes into the DAQ task of the machine (event building network and DAQ FPGA cards). Note: The network depicted here is not the

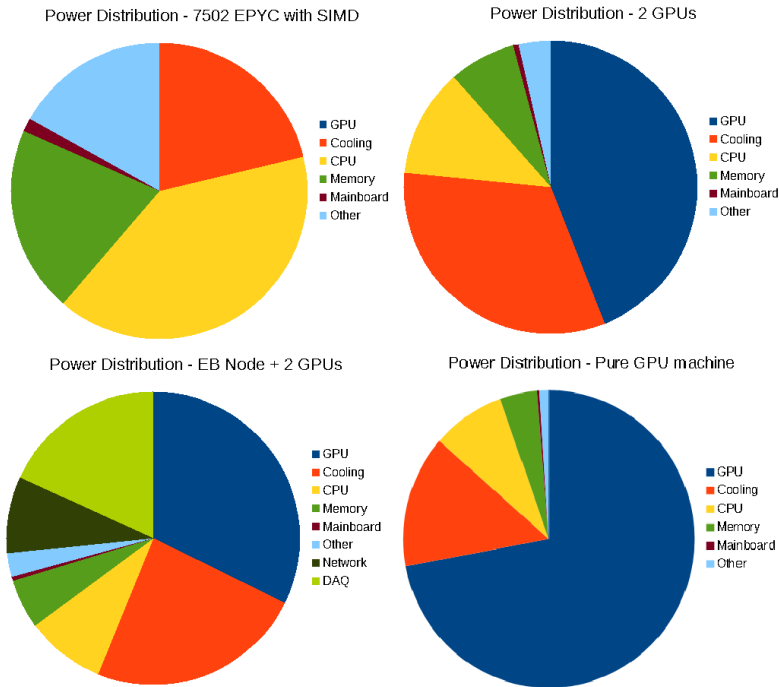


Figure 3. Power distribution of AMD EPYC platform according to the different extension card configurations described in the text.

same network that the GPUs are replacing. This would be another slice, equivalent to the network part shown here.

- *Pure GPU machine (8 x 2080 Ti):* This configuration is what the machine was originally designed to do. It is of very little use to us, since it does not have enough network bandwidth to feed the GPUs with data in our case. It is used here illustrates the typical use case for a GPU focused processing node with lower throughput requirements.

Since cooling is such a large contributor in all configurations, it is important to take it into account for the efficiency calculations. In the case of the network replacement section of Table 1 we additionally distribute the power for cooling proportionally to the cards that are in the server. I.e. The *EB Node + 2 GPUs* configuration contains 2 GPU cards, 2 event building network cards and 3 DAQ cards. Of the 390 W going into the chassis fans, only $\frac{2}{5}$ is attributed to the GPU cards. While this might seem a bit unfair at first (the GPUs consume more power) the cooling requirements are solely driven by the DAQ cards. The heat spreaders on the DAQ cards are less efficient than the GPUs and the GPUs are actually overcooled in this configuration. Energy per compute efficiency could be at the *8 GPUs* level if we could tune for the GPU requirements only.

4 Conclusions and implications for the future

The power consumption of real-time processing architectures has traditionally been a secondary consideration compared to their physics performance and cost. However, as our experiments prepare to process ever bigger and more complex datasets in decades which will

be dominated by the fight against global warming, we must expect this situation to change. To put the results of Table 1 in context, LHCb’s detector and support electronics consume approximately 0.6 MW. LHCb’s warm dipole magnet has a power consumption of 4.2 MW. Had LHCb done no work to improve the efficiency of its software, the power consumption of an HLT1 implemented on Intel’s E5-2630-v4 Xeon servers (which formed the backbone of LHCb’s Run 2 real-time processing) would have exceeded 1.2 MW. If we add to this the power consumption of HLT2 as documented at the start of 2019 in [18], which must process an input event rate of at least 1MHz, we would have reached an overall power consumption of over 4.8 MW, even without taking into account the overheads due to network communications, the disk servers which LHCb uses to buffer data while performing real-time alignment and calibration, and so on. Even if such a processing could be economically affordable, the relevant power consumption would be hard to defend. Additionally, LHCb’s new data processing facilities (HLT1, HLT2, Event Building and data Buffering) are limited to 2.0 MW, which would have been insufficient. Even with the gain in compute power of more modern processors we would have fallen short here.

Looking further ahead, LHCb is currently proposing to build a second upgrade [11] in the 2030s which would roughly speaking increase the data rate and hence processing complexity by another order of magnitude. It is then clear that without significant gains in energy efficiency, the situation will quickly become untenable.

Fortunately, as we have documented, such significant gains have been achieved over the past years through a combination of software optimization, physics improvements, and exploitation of new processing architectures. The overall gain of one order of magnitude in energy efficiency is split fairly evenly between these different components, although the rethinking of our algorithms and software framework to support SIMD and SIMT processing paradigms is undoubtedly the single most important aspect contributing to this improvement. The financial savings associated with this improvement is a modest 76 kEUR per year.⁴ The situation with HLT2, where much larger potential power savings are available, is complicated by the necessity to reuse LHCb’s existing Run 2 servers due to financial constraints. On one hand, optimizing for these legacy machines would give better efficiency, on the other hand it is not clear how much of these efforts can be ported over to more modern architectures. Some of the machines here are reaching 10 years of service. We expect analogous improvements and savings there on the timescale of the second LHCb upgrade, when these machines can be replaced by more modern architectures.

As encouraging as these results are, a word of caution is required with regards to the future. The improvements to our software in order to exploit SIMD and SIMT processing paradigms are not something we can expect to easily repeat for the second upgrade. While further incremental improvements are certainly to be expected, gaining factors from purely software engineering improvements is unlikely. Another way to look at this is that the optimized HLT1 codebase saturates the FLOP capacity of current CPU architectures. The situation is not quite the same for GPUs, where the available theoretical FLOPs remain far larger than those used by the current GPU HLT1 implementation. However the fragmented nature of GPU processors and their cores which specialize in one kind of calculation or another mean that fully exploiting the theoretical computing capacity for complex HEP workflows will be difficult if not impossible. Gaining another order of magnitude in energy efficiency in time for the second LHCb upgrade will therefore require a great deal of patient optimization of each component in our processing chain.

⁴If we assume $6 \cdot 10^6$ seconds of datataking per year and the cost of 0.042 Euro per kWh for electricity which CERN pays. [19]

Acknowledgements

The authors would like to thank the LHCb computing and simulation teams for their support and for producing the simulated LHCb samples used to benchmark the performance of RTA software. VVG and AH acknowledge support of the European Research Council under Consolidator grant RECEIPT 724777. CF is grateful for the support of UKRI (United Kingdom).

References

- [1] R. Aaij et al., Tech. Rep. CERN-LHCC-2014-016, CERN, Geneva (2014), <https://cds.cern.ch/record/1701361>
- [2] R. Aaij et al., Tech. Rep. LHCb-FIGURE-2020-016 (2020), <https://cds.cern.ch/record/2730181>
- [3] G. Barrand, I. Belyaev, P. Binko, M. Cattaneo, R. Chytracsek, G. Corti, M. Frank, G. Gracia, J. Harvey, E. Herwijnen et al., *Computer Physics Communications* **140**, 45 (2001), cHEP2000
- [4] R. Aaij et al., *JINST* **8**, P04022 (2013), 1211.3055
- [5] R. Aaij et al., *JINST* **14**, P04013 (2019), 1812.10790
- [6] R. Aaij et al., *Comput. Phys. Commun.* **208**, 35 (2016), 1604.05596
- [7] R. Aaij et al., Tech. Rep. CERN-LHCC-2018-014, CERN, Geneva (2018), <https://cds.cern.ch/record/2319756>
- [8] R. Aaij et al., *JINST* **14**, P04006 (2019), 1903.01360
- [9] R. Aaij et al., *Comput. Softw. Big Sci.* **4**, 7 (2020), 1912.09161
- [10] R. Aaij et al., Tech. Rep. CERN-LHCC-2020-006, CERN, Geneva (2020), <https://cds.cern.ch/record/2717938>
- [11] R. Aaij et al., Tech. Rep. CERN-LHCC-2017-003, CERN, Geneva (2017), <https://cds.cern.ch/record/2244311>
- [12] R. Aaij et al., Tech. Rep. LHCb-PUB-2018-009, CERN, Geneva (2018), <https://cds.cern.ch/record/2636441>
- [13] R. Aaij et al., Tech. rep. (2020), <https://cds.cern.ch/record/2715210>
- [14] F. Gaede, B. Hegner, P. Mato, *J. Phys. Conf. Ser.* **898**, 072039 (2017)
- [15] A. Hennequin, B. Couturier, V. Gligorov, S. Ponce, R. Quagliani, L. Lacassagne, *JINST* **15**, P06018 (2020), 1912.09901
- [16] R. Aaij et al., Submitted to *Computing and Software for Big Science* (2021), 2105.04031
- [17] R. Aaij et al., Tech. rep. (2020), <https://cds.cern.ch/record/2722327>
- [18] R. Aaij et al., Tech. rep. (2019), <https://cds.cern.ch/record/2688564>
- [19] https://meroli.web.cern.ch/blog_cern_questions.html