

Continuous Herded Gibbs Sampling

Laura M. Wolf and Marcus Baum

Institute of Computer Science

University of Göttingen

Göttingen, Germany

Email: {laura.wolf, marcus.baum}@cs.uni-goettingen.de

Abstract—Herding is a technique to sequentially generate deterministic samples from a probability distribution. In this work, we propose a continuous herded Gibbs sampler, that combines kernel herding on continuous densities with Gibbs sampling. Our algorithm allows for deterministically sampling from high-dimensional multivariate probability densities, without directly sampling from the joint density. Experiments with Gaussian mixture densities indicate that the L2 error decreases similarly to kernel herding, while the computation time is significantly lower, i.e., linear in the number of dimensions.

Index Terms—deterministic sampling, herding, Gibbs sampling

I. INTRODUCTION

Sampling, i.e., the selection of a set of points that represent a probability distribution, is an essential problem in many areas such as statistics, machine learning, and nonlinear filtering.

Randomized sampling algorithms such as Markov Chain Monte Carlo methods [1] and Gibbs Sampling [2], [3] have become very popular in numerous applications. However, randomized algorithms require more testing, which is especially important in safety-critical areas such as autonomous driving [4], and furthermore, random numbers are often generated by pseudo-random number generators, hence are not truly random. These problems are circumvented by deterministic sampling methods [5], [6], which have become increasingly relevant, recently. Moreover, deterministically chosen samples typically hold more information, thus fewer samples are required to represent a distribution [7].

The process of herding, introduced to generate pseudo-samples that match given moments [8] has been used to deterministically sample from discrete probability distributions. Herding has also been applied to Gibbs sampling on graphical models, yielding a deterministic Gibbs sampler on discrete probability distributions [9]. Herded Gibbs sampling also showed comparable results to randomized Gibbs Sampling considering data association in multi-object tracking [10]. By applying kernels, the herding principle was extended to continuous densities, called kernel herding [7], yielding deterministic super-samples that contain more information than random i.i.d. samples. The herding methods will be discussed in more detail in Section II.

This work was funded by the Lower Saxony Ministry of Science and Culture under grant number ZN3493 within the Lower Saxony “Vorab” of the Volkswagen Foundation and supported by the Center for Digital Innovations (ZDIN).

Considering nonlinear filtering with deterministic samples, the unscented Kalman filter [11], [12] is widely-used, which employs $2d + 1$ (so-called) sigma-points to represent a d -dimensional Gaussian density. The number of samples, however, is limited and hence also the ability to represent arbitrary densities. Deterministic Gaussian filters were created in [13], [14] by optimizing the localized cumulative distribution. It is a batch process, optimizing all samples simultaneously. Particle filters [15], [16] are often applied to nonlinear filtering problems but they typically suffer from particle degeneration such that resampling is often necessary. Particle flow filters avoid sampling by placing the particles according to the exact flow [17], [18]. In [19], sequential Monte Carlo methods were combined with Frank-Wolfe optimization to use deterministic samples. Bach et al. [20] furthermore showed that the kernel herding procedure [7] is equivalent to the Frank-Wolfe algorithm.

The main contribution of our paper is a new deterministic Gibbs sampling algorithm that systematically draws samples from continuous multivariate probability densities. For this purpose, we extend the kernel herding algorithm to Gibbs sampling, thus creating a herded Gibbs sampler for continuous densities. The key idea is to apply kernel herding to sample from the conditional densities in a Gibbs sampling scheme, while employing the conditional kernel density estimate in order to incorporate all previous samples into the herding process.

Our algorithm is suited for high dimensions since only one-dimensional optimization problems have to be solved. Furthermore, it allows generating samples from an unknown joint density, like randomized Gibbs sampling, as long as the conditional probability densities are known.

We provide experimental convergence results showing that the L_2 error decreases comparably to kernel herding while the computation time is significantly lower.

II. BACKGROUND

The objective of *deterministic sampling* is to deterministically select T samples $\mathbf{x}^{(1)}, \dots, \mathbf{x}^{(T)} \in \mathbb{R}^d$ from a multivariate probability distribution P or density p , respectively.

A. The Herding principle for sampling

Herding [8] is a deterministic process of generating samples that match given moments $\mu = \mathbb{E}_{x \sim P}[\phi(x)]$. The procedure

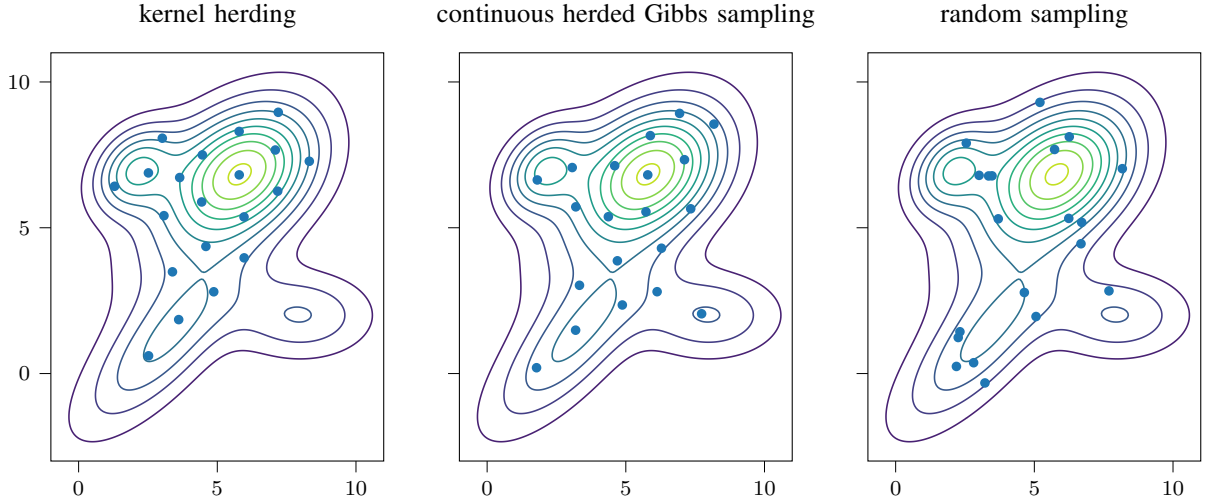


Fig. 1. 20 samples drawn from a Gaussian mixture distribution with 5 components using kernel herding, continuous herded Gibbs sampling and random sampling.

to compute the t^{th} sample $\mathbf{x}^{(t)} \in \mathcal{X} \subseteq \mathbb{R}^d$ is given by

$$\mathbf{x}^{(t)} = \arg \max_{\mathbf{x} \in \mathcal{X}} \langle \mathbf{w}^{(t-1)}, \phi(\mathbf{x}) \rangle, \quad (1)$$

$$\mathbf{w}^{(t)} = \mathbf{w}^{(t-1)} + \mu - \phi(\mathbf{x}^{(t)}), \quad (2)$$

with the weight vector $\mathbf{w} \in \mathcal{H}$ and feature map $\phi : \mathcal{X} \mapsto \mathcal{H}$. The feature space \mathcal{H} is a Hilbert space with inner product $\langle \cdot, \cdot \rangle$. In order to sample from a probability distribution, i.e. $\mu = P$ the indicator vector is used as feature map ϕ . The weight vector \mathbf{w} can be initialized as μ .

B. Discrete Herded Gibbs sampling

In [9], the same process was applied to the full conditionals in Gibbs sampling, thus creating a deterministic Gibbs sampler for discrete probability distributions. However, herding has to be applied separately to each conditional probability distribution, resulting in a worst case exponential space complexity for storing all weight vectors. Pseudocode of herded Gibbs sampling can be found in Alg. 1. We make use of the notation $\bar{\mathbf{x}}_i = (\mathbf{x}_1, \dots, \mathbf{x}_{i-1}, \mathbf{x}_{i+1}, \dots, \mathbf{x}_d)^\top$. The weights $\mathbf{w}^{i, \bar{\mathbf{x}}_i}$ are initialized with $P(\mathbf{x}_i | \bar{\mathbf{x}}_i)$. Note, that there is one weight vector for each combination of i and $\bar{\mathbf{x}}_i$.

Algorithm 1 Herded Gibbs sampling

```

1: for  $t = 1, \dots, T$  do
2:   for  $i = 1, \dots, d$  do
3:      $\mathbf{x}_i = \arg \max \mathbf{w}^{i, \bar{\mathbf{x}}_i}$ 
4:      $\mathbf{w}^{i, \bar{\mathbf{x}}_i} = \mathbf{w}^{i, \bar{\mathbf{x}}_i} + P(\mathbf{x}_i | \bar{\mathbf{x}}_i)$ 
5:      $\mathbf{w}_{\mathbf{x}_i}^{i, \bar{\mathbf{x}}} = \mathbf{w}_{\mathbf{x}_i}^{i, \bar{\mathbf{x}}} - 1$ 
6:   end for
7:    $\mathbf{x}^{(t)} = \mathbf{x}$ 
8: end for

```

C. Kernel Herding

In the continuous case, an infinite number of features needs to be considered, which is intractable. By applying kernels $k(\mathbf{x}, \mathbf{x}') = \langle \phi(\mathbf{x}), \phi(\mathbf{x}') \rangle$, the feature vectors are incorporated implicitly. Using this trick, herding was extended to the continuous case [7]. A weight vector is not needed anymore, it is replaced by a weight function, which needs to be optimized. Sample $\mathbf{x}^{(T+1)}$ from a probability density $p(\mathbf{x})$ is then computed as follows

$$\mathbf{x}^{(T+1)} = \arg \max_{\mathbf{x} \in \mathcal{X}} \mathbb{E}_{\mathbf{x}' \sim p} [k(\mathbf{x}, \mathbf{x}')] - \frac{1}{T+1} \sum_{t=1}^T k(\mathbf{x}, \mathbf{x}^{(t)}). \quad (3)$$

Note that here both the sampling step and the weight update are combined into one optimization.

III. CONTINUOUS HERDED GIBBS SAMPLING

Our approach is to combine herded Gibbs sampling with kernel herding to create a deterministic Gibbs sampler for continuous distributions. A naïve attempt would be to apply kernel herding directly to the conditional probabilities of Gibbs sampling. In (3) one would replace $\mathbf{x}^{(T+1)}$ by $\mathbf{x}_i^{(T+1)}$ and $p(\mathbf{x})$ by $p(\mathbf{x}_i | \bar{\mathbf{x}}_i)$ in (3), where $\bar{\mathbf{x}}_i$ is defined as above. In the summation in (3) only those samples $\mathbf{x}_i^{(t)}$ would be used, where $\bar{\mathbf{x}}_i^{(t)} = \bar{\mathbf{x}}_i$. This would be equivalent to having a separate weight vector for each combination of i and $\bar{\mathbf{x}}_i$, as it is the case with discrete herded Gibbs sampling. However, since the number of possible $\bar{\mathbf{x}}_i$'s is uncountable in the continuous case, a second sample with $\bar{\mathbf{x}}_i^{(t')} = \bar{\mathbf{x}}_i^{(t)}$ will very unlikely appear again. This would result in starting a new herding process for almost every sample, which is undesirable, as the valuable information of previous samples is not used.

For this reason, our key idea is to include all previous samples into the herding process by replacing the kernel

density estimate in kernel herding with the conditional kernel density estimate. We rewrite (3) as

$$\mathbf{x}^{(T+1)} = \arg \max_{\mathbf{x} \in \mathcal{X}} \frac{T+1}{T} \mathbb{E}_{\mathbf{x}' \sim p} [k(\mathbf{x}, \mathbf{x}')] - \tilde{p}_T(\mathbf{x}), \quad (4)$$

with the kernel density estimate

$$\tilde{p}_T(\mathbf{x}) = \frac{1}{T} \sum_{t=1}^T k(\mathbf{x}, \mathbf{x}^{(t)}). \quad (5)$$

In order to sample from the conditional probability density, we consider the kernel density estimate conditioned on $\bar{\mathbf{x}}_i$

$$\tilde{p}_T(\mathbf{x}_i | \bar{\mathbf{x}}_i) = \frac{\tilde{p}_T(\mathbf{x})}{\tilde{p}_T(\bar{\mathbf{x}}_i)} = \frac{\sum_{t=1}^T k(\mathbf{x}, \mathbf{x}^{(t)})}{\sum_{t=1}^T k(\bar{\mathbf{x}}_i, \bar{\mathbf{x}}_i^{(t)})}. \quad (6)$$

If the dimensions of the kernel are independent, as it is the case e.g. for Gaussian kernels, we can rewrite the conditional kernel density estimate as

$$\tilde{p}_T(\mathbf{x}_i | \bar{\mathbf{x}}_i) = \frac{\sum_{t=1}^T k(\mathbf{x}_i, \mathbf{x}_i^{(t)}) k(\bar{\mathbf{x}}_i, \bar{\mathbf{x}}_i^{(t)})}{\sum_{t=1}^T k(\bar{\mathbf{x}}_i, \bar{\mathbf{x}}_i^{(t)})} \quad (7)$$

$$= \frac{1}{c} \sum_{t=1}^T w_t k(\mathbf{x}_i, \mathbf{x}_i^{(t)}), \quad (8)$$

with $w_t = k(\bar{\mathbf{x}}_i, \bar{\mathbf{x}}_i^{(t)})$ and $c = \sum_{t=1}^T w_t$.

We can then formulate the procedure for continuous herded Gibbs sampling as follows

$$\mathbf{x}_i^{(T+1)} = \arg \max_{\mathbf{x}_i \in \mathbb{R}} \frac{T+1}{T} \mathbb{E}_{\mathbf{x}' \sim p(\mathbf{x}_i | \bar{\mathbf{x}}_i)} [k(\mathbf{x}_i, \mathbf{x}')] - \tilde{p}(\mathbf{x}_i | \bar{\mathbf{x}}_i). \quad (9)$$

With independent kernels, this simplifies to

$$\mathbf{x}_i^{(T+1)} = \arg \max_{\mathbf{x}_i \in \mathbb{R}} \frac{T+1}{T} \mathbb{E}_{\mathbf{x}' \sim p(\mathbf{x}_i | \bar{\mathbf{x}}_i)} [k(\mathbf{x}_i, \mathbf{x}')] - \frac{1}{c} \sum_{t=1}^T w_t k(\mathbf{x}_i, \mathbf{x}_i^{(t)}). \quad (10)$$

(10) shows that all previous samples are incorporated into the herding process, however, they are weighted according to the distance between $\bar{\mathbf{x}}_i$ and $\bar{\mathbf{x}}_i^{(t)}$. Pseudocode for continuous herded Gibbs sampling can be found in Alg. 2.

A visualization of our algorithm is provided in Fig. 2. It shows two samples, $\mathbf{x}^{(1)}$ and $\mathbf{x}^{(2)}$ drawn from a Gaussian density using Gaussian kernels. In the next step $\mathbf{x}_1^{(3)}$ will be sampled along the red line in the upper plot, which depicts $\bar{\mathbf{x}}_1$. The lower plot shows the expectation $\mathbb{E}_{\mathbf{x}' \sim p(\mathbf{x}_1 | \bar{\mathbf{x}}_1)} [k(\mathbf{x}_1, \mathbf{x}')]$ (dashed blue line) and the herding weight function (solid red line), see (10). Note that the difference between both functions is given by $\frac{1}{c} \sum_{t=1}^T w_t k(\mathbf{x}_1, \mathbf{x}_1^{(t)})$ in the Gaussian case and both functions are equal before any samples are drawn. The impact of a previous sample $\mathbf{x}^{(t)}$ on the herding weight function is determined by w_t , which resembles the distance of $\mathbf{x}^{(t)}$ to $\bar{\mathbf{x}}_i$ (solid red line in the upper plot). This can also be seen in Fig. 2, where $\mathbf{x}^{(2)}$ has a higher impact on the weighting function with $w_2 = 0.79$ as opposed to $\mathbf{x}^{(1)}$ with

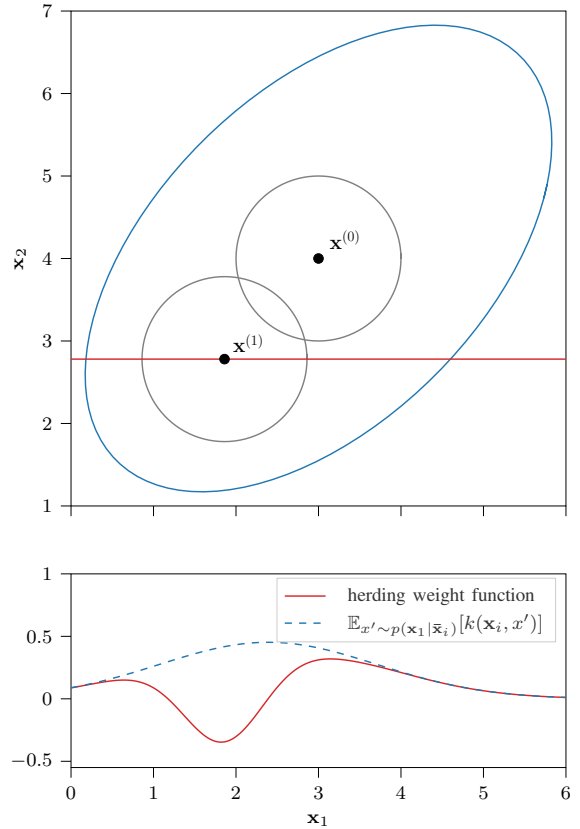


Fig. 2. Visualization of Continuous Herded Gibbs sampling. Upper plot: two samples drawn from a Gaussian. Kernels and Gaussian are visualized with their 2σ -bound. Red line depicts $\bar{\mathbf{x}}_i$. The lower plot shows the herding weight function (10) (solid red line) and $\mathbb{E}_{\mathbf{x}' \sim p(\mathbf{x}_1 | \bar{\mathbf{x}}_1)} [k(\mathbf{x}_1, \mathbf{x}')] (dashed blue line).$

$w_1 = 0.04$, which has a higher distance to $\bar{\mathbf{x}}_i$. In order to determine $\mathbf{x}_1^{(3)}$, the herding weight function is maximized. Afterwards, the process is repeated for the second dimension.

Fig. 1 shows samples drawn from a Gaussian mixture using kernel herding, continuous herded Gibbs sampling and random sampling.

IV. EVALUATION ON GAUSSIAN MIXTURES

Since a formal proof of convergence of our algorithm is still subject to future research, we provide experimental results on Gaussian mixtures that support our claim. A Gaussian mixture with M components has the density function $p(\mathbf{x}) = \sum_{i=1}^M \phi_i p_i(\mathbf{x})$, with $p_i(\mathbf{x}) \sim \mathcal{N}(\boldsymbol{\mu}_i, \Sigma_i)$, $\phi_i \geq 0$ and $\sum_{i=1}^M \phi_i = 1$. We applied a Gaussian kernel

$$k_d(\mathbf{x}, \mathbf{x}') = \frac{1}{\sqrt{(2\pi)^d |\bar{\Sigma}|}} e^{-\frac{1}{2}(\mathbf{x} - \mathbf{x}')^\top \bar{\Sigma}^{-1}(\mathbf{x} - \mathbf{x}')} \quad (11)$$

with standard deviation σ_k and $\bar{\Sigma} = \sigma_k^2 \mathbf{I}_d$. The expectation in (3) can then be calculated using [21] and the identity $(\mathbf{A}^{-1} +$

Algorithm 2 Continuous herded Gibbs sampling

```

for  $t = 1, \dots, T$  do
  for  $i = 1, \dots, d$  do
     $\mathbf{x}_i = \arg \max_{x_i \in \mathbb{R}} \frac{T+1}{T} \mathbb{E}_{x' \sim p(\mathbf{x}_i | \bar{\mathbf{x}}_i)} [k(\mathbf{x}_i, x')] - \frac{1}{c} \sum_{t=1}^T w_t k(\mathbf{x}_i, \mathbf{x}_i^{(t)})$ 
  end for
   $\mathbf{x}^{(t)} = \mathbf{x}$ 
end for

```

$$\mathbf{B}^{-1})^{-1} = \mathbf{A}(\mathbf{A} + \mathbf{B})^{-1}\mathbf{B} = \mathbf{B}(\mathbf{A} + \mathbf{B})^{-1}\mathbf{A}.$$

$$\begin{aligned} \mathbb{E}_{\mathbf{x}' \sim p} [k_d(\mathbf{x}, \mathbf{x}')] &= \int_{\mathbb{R}^d} k_d(\mathbf{x}, \mathbf{x}') p(\mathbf{x}') d\mathbf{x}' \\ &= \sum_{i=1}^M \phi_i \frac{1}{(2\pi)^d |\Sigma_i + \bar{\Sigma}|} e^{-\frac{1}{2}(\mathbf{x} - \boldsymbol{\mu}_i)^\top (\Sigma_i + \bar{\Sigma})^{-1} (\mathbf{x} - \boldsymbol{\mu}_i)}. \end{aligned} \quad (12)$$

Since the conditional of a Gaussian mixture is also a Gaussian mixture, (12) can also be applied for the expectation in (10), which then is a one-dimensional function.

We used a heuristic approach to determine the starting points for the optimization, based on component means and covariances of the Gaussian mixtures. The first sample of the continuous herded Gibbs sampler was initialized as the first sample generated by kernel herding.

First, we computed the herding error \mathcal{E}_T [7, eq. (9)], which measures the distance between p and the set of samples in the feature space induced by the applied kernel:

$$\begin{aligned} \mathcal{E}_T^2 &= \left\| \mathbb{E}_{x \sim p} [\phi(x)] - \frac{1}{T} \sum_{t=1}^T \phi(\mathbf{x}_t) \right\|^2 \\ &= \mathbb{E}_{\mathbf{x}, \mathbf{x}' \sim p} [k(\mathbf{x}, \mathbf{x}')] - \frac{2}{T} \sum_{t=1}^T \mathbb{E}_{\mathbf{x} \sim p} [k(\mathbf{x}, \mathbf{x}_t)] \\ &\quad + \frac{1}{T^2} \sum_{t, t'=1}^T k(\mathbf{x}_t, \mathbf{x}_{t'}). \end{aligned} \quad (13)$$

In the Gaussian case the first expectation in (13) is calculated analogous to (12):

$$\begin{aligned} \mathbb{E}_{\mathbf{x}, \mathbf{x}' \sim p} [k_d(\mathbf{x}, \mathbf{x}')] &= \int_{\mathbb{R}^d} k_d(\mathbf{x}, \mathbf{x}') p(\mathbf{x}) p(\mathbf{x}') d\mathbf{x} d\mathbf{x}' \\ &= \sum_{i, j=1}^M \phi_i \phi_j \frac{1}{(2\pi)^d |\Sigma_i + \Sigma_j + \bar{\Sigma}|} \times \\ &\quad e^{-\frac{1}{2}(\boldsymbol{\mu}_i - \boldsymbol{\mu}_j)^\top (\Sigma_i + \Sigma_j + \bar{\Sigma})^{-1} (\boldsymbol{\mu}_i - \boldsymbol{\mu}_j)}. \end{aligned} \quad (14)$$

We computed \mathcal{E}_T on 10 randomly constructed 2-dimensional Gaussian mixtures with 5 components. The samples were generated using a Gaussian kernel with $\sigma_k = 0.1$. Fig. 3 shows that $1/\mathcal{E}_T$ increases linearly with T for kernel herding. For continuous herded Gibbs sampling it increases sublinearly, indicating that continuous herded Gibbs sampling does not converge in the feature space. It has to be noted though, that these results highly depend on the chosen distribution. In some cases the convergence of continuous herded Gibbs sampling is as good as kernel herding (Fig. 6), whereas on others the

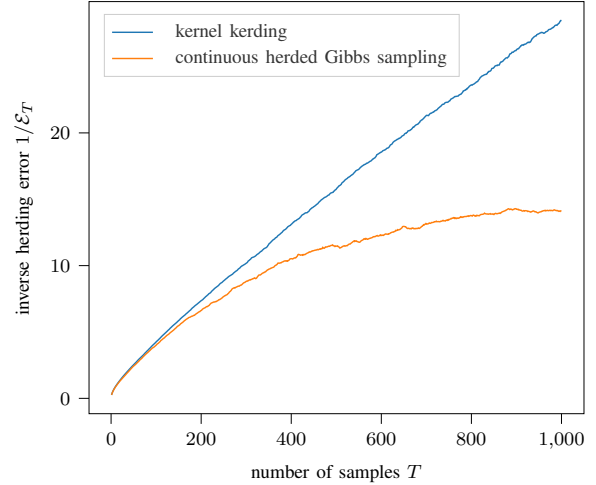


Fig. 3. Inverse herding error $1/\mathcal{E}_T$ for kernel herding and continuous herded Gibbs sampling.

herding error stagnates (Fig. 7). The Gaussian mixture in Fig. 7 has very narrow and long components as opposed to the Gaussian mixture in Fig. 6. This could lead to problems with our approach, if the kernel size is too big, as each dimension is sampled individually. A solution to this problem might be adapting the kernel size based on the covariances' eigenvalues.

Second, we calculated the normalized L_2 distance as described in [22], which calculates the distance in function space between the original Gaussian mixture density and the estimated Gaussian mixture that arises from the combination of the samples with the Gaussian kernel. That way both herding variants can also be compared with random samples, where we averaged over 20 Monte Carlo runs. We used the same densities as above. Fig. 4 shows that continuous herded Gibbs sampling and kernel herding yield comparable results, with a kernel herding yielding a better performance with few samples (less than 100) and continuous herded Gibbs sampling yielding a better performance with more than 100 samples. However, both seem to converge in the function space and show better results than random sampling, which seems to converge around 1000 samples. This shows that both herding variants are capable of representing a Gaussian mixture with fewer samples than random sampling. It has to be noted, that continuous herded Gibbs sampling even converges in the L_2 distance on the example in Fig. 7, where the herding error did not converge.

In order to compare the computation time, we randomly

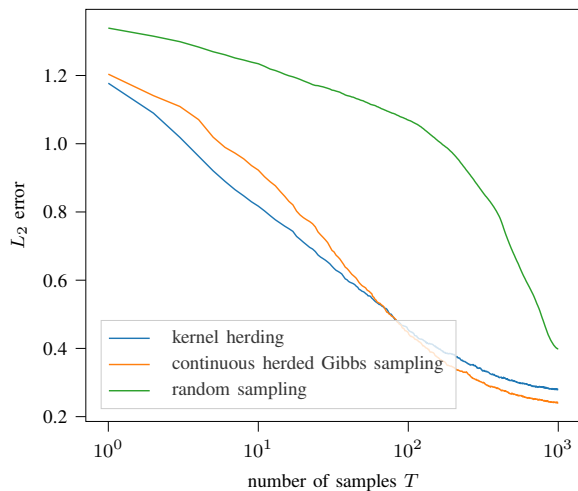


Fig. 4. L_2 error for kernel herding and continuous herded Gibbs sampling.

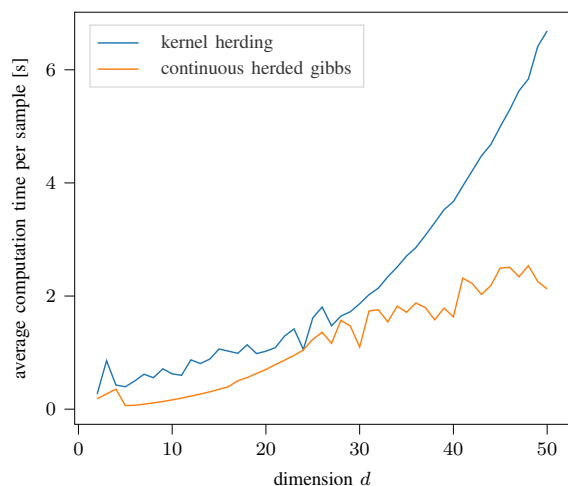


Fig. 5. Computation time for kernel herding and continuous herded Gibbs sampling.

generated 5 Gaussian mixtures with 5 components and generated 100 samples with each method (kernel size $\sigma_k = 0.5$). We repeated this process for Gaussian mixtures from dimension 2 to 50. The results show that continuous herded Gibbs sampling is always faster than kernel herding and although computation times increase for both methods with higher dimension, the increase for continuous herded Gibbs is considerably slower, i.e. linear in the number of dimensions. It has to be noted though that the number of starting points for the optimization for kernel herding also increases linearly with the dimension. Otherwise, the number of optimizations also increases for continuous herded Gibbs sampling, as more dimensions need to be sampled.

V. CONCLUSION

In this paper, we proposed the continuous herded Gibbs sampler, a deterministic sampling algorithm for multivariate probability densities. As only one-dimensional optimization

problems have to be solved, it is suited for high dimensional problems. The experiments showed that continuous herded Gibbs sampling can converge as fast as kernel herding, however, the performance in terms of the herding error heavily depends on the chosen Gaussian mixture, it always converges in the L_2 distance. Future research should include further investigating the convergence of the algorithm including strategies to find the optimal kernel size for a density. The results regarding the computation time indicate that continuous herded Gibbs sampling is also promising for high dimensional applications. It should be investigated if the computation time can be optimized, e.g. by choosing a fixed number of random starting points for the optimization, which could be relevant for Gaussian mixtures with many components. Furthermore, the application to other families of distributions and kernels should be topic to future research.

REFERENCES

- [1] C. J. Geyer, "Practical Markov Chain Monte Carlo," *Statistical Science*, vol. 7, no. 4, pp. 473–483, 1992.
- [2] S. Geman and D. Geman, "Stochastic relaxation, Gibbs distributions, and the bayesian restoration of images," *IEEE Transactions on Pattern Analysis and Machine Intelligence*, vol. PAMI-6, no. 6, pp. 721–741, Nov. 1984.
- [3] G. Casella and E. I. George, "Explaining the Gibbs Sampler," *The American Statistician*, vol. 46, no. 3, pp. 167–174, Aug. 1992.
- [4] P. Koopman and M. Wagner, "Challenges in autonomous vehicle testing and validation," *SAE International Journal of Transportation Safety*, vol. 4, no. 1, pp. 15–24, 2016.
- [5] U. D. Hanebeck and V. Klumpp, "Localized Cumulative Distributions and a multivariate generalization of the Cramér-von Mises distance," in *2008 IEEE International Conference on Multisensor Fusion and Integration for Intelligent Systems*. Seoul: IEEE, Aug. 2008, pp. 33–39.
- [6] D. Frisch and U. D. Hanebeck, "Efficient Deterministic Conditional Sampling of Multivariate Gaussian Densities," in *2020 IEEE International Conference on Multisensor Fusion and Integration for Intelligent Systems (MFI)*, Sep. 2020, pp. 75–81.
- [7] Y. Chen, M. Welling, and A. Smola, "Super-Samples from Kernel Herding," in *Proceedings of the 26th Conference on Uncertainty in Artificial Intelligence (UAI 2010)*. AUAI Press, 2010, pp. 109–116.
- [8] M. Welling, "Herding dynamical weights to learn," in *Proceedings of the 26th Annual International Conference on Machine Learning*, ser. ICML '09. Montreal, Quebec, Canada: Association for Computing Machinery, Jun. 2009, pp. 1121–1128.
- [9] Y. Chen, L. Bornn, N. De Freitas, M. Eskelin, J. Fang, and M. Welling, "Herded Gibbs sampling," *J. Mach. Learn. Res.*, vol. 17, no. 1, pp. 263–291, Jan. 2016.
- [10] L. M. Wolf and M. Baum, "Deterministic Gibbs Sampling for Data Association in Multi-Object Tracking," in *2020 IEEE International Conference on Multisensor Fusion and Integration for Intelligent Systems (MFI)*, Sep. 2020, pp. 291–296.
- [11] S. Julier and J. Uhlmann, "Unscented filtering and nonlinear estimation," *Proceedings of the IEEE*, vol. 92, no. 3, pp. 401–422, Mar. 2004.
- [12] E. A. Wan and R. van der Merwe, "The Unscented Kalman Filter," in *Kalman Filtering and Neural Networks*. John Wiley & Sons, Ltd, 2001, ch. 7, pp. 221–280.
- [13] M. F. Huber and U. D. Hanebeck, "Gaussian Filter based on Deterministic Sampling for High Quality Nonlinear Estimation," *IFAC Proceedings Volumes*, vol. 41, no. 2, pp. 13 527–13 532, Jan. 2008.
- [14] J. Steinbring and U. D. Hanebeck, "S2KF: The Smart Sampling Kalman Filter," in *Proceedings of the 16th International Conference on Information Fusion*, Jul. 2013, pp. 2089–2096.
- [15] A. Doucet, S. Godsill, and C. Andrieu, "On sequential Monte Carlo sampling methods for Bayesian filtering," *Statistics and Computing*, vol. 10, no. 3, pp. 197–208, Jul. 2000.
- [16] S. Särkkä, *Bayesian Filtering and Smoothing*. Cambridge University Press, Sep. 2013.

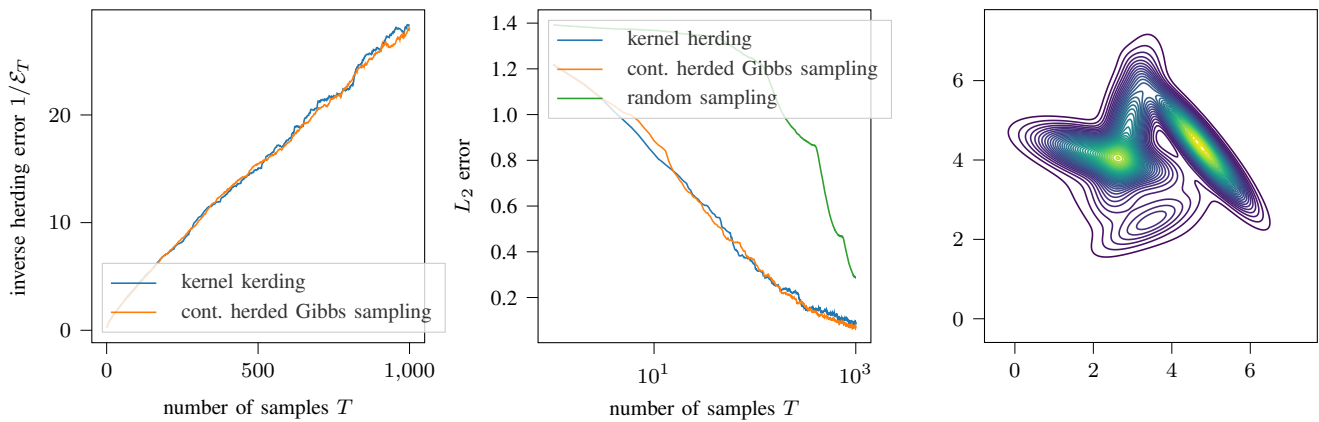


Fig. 6. Example Gaussian mixture, where continuous herded Gibbs sampling converged.

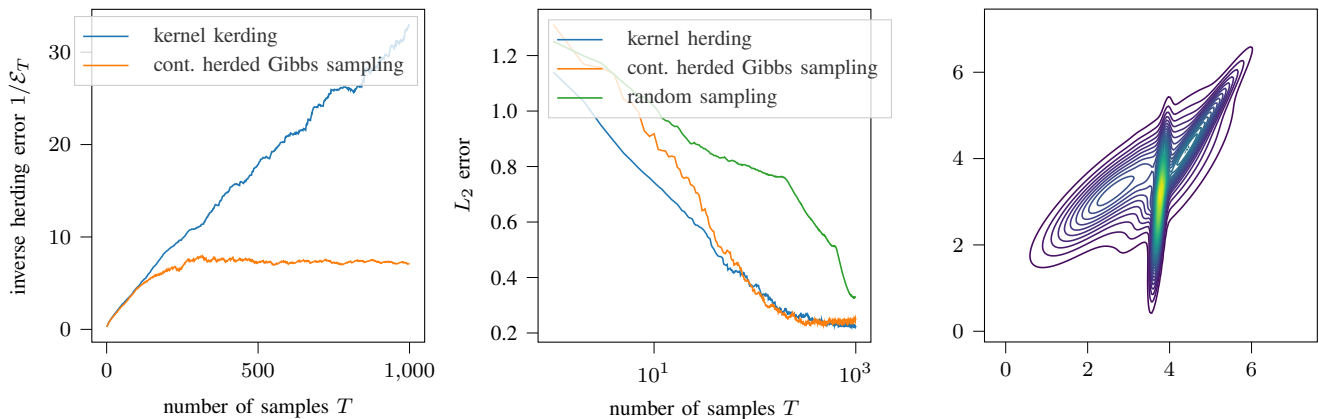


Fig. 7. Example Gaussian mixture, where continuous herded Gibbs sampling did not converge.

- [17] F. Daum, J. Huang, and A. Noushin, "Exact particle flow for nonlinear filters," in *Signal Processing, Sensor Fusion, and Target Recognition XIX*, vol. 7697. International Society for Optics and Photonics, Apr. 2010, p. 769704.
- [18] T. Ding and M. J. Coates, "Implementation of the Daum-Huang exact-flow particle filter," in *2012 IEEE Statistical Signal Processing Workshop (SSP)*, Aug. 2012, pp. 257–260.
- [19] S. Lacoste-Julien, F. Lindsten, and F. Bach, "Sequential Kernel Herding: Frank-Wolfe Optimization for Particle Filtering," *arXiv:1501.02056 [cs, stat]*, Feb. 2015.
- [20] F. Bach, S. Lacoste-Julien, and G. Obozinski, "On the equivalence between herding and conditional gradient algorithms," in *Proceedings of the 29th International Conference on International Conference on Machine Learning*, ser. ICML'12. Madison, WI, USA: Omnipress, Jun. 2012, pp. 1355–1362.
- [21] T. Jebara and R. Kondor, "Bhattacharyya and Expected Likelihood Kernels," in *Learning Theory and Kernel Machines*, G. Goos, J. Hartmanis, J. van Leeuwen, B. Schölkopf, and M. K. Warmuth, Eds. Berlin, Heidelberg: Springer Berlin Heidelberg, 2003, vol. 2777, pp. 57–71.
- [22] J. H. Jensen, D. P. W. Ellis, M. G. Christensen, and S. H. Jensen, "Evaluation of Distance Measures Between Gaussian Mixture Models of MFCCs," *Proceedings of the 8th International Conference on Music Information Retrieval*, pp. 107–108, 2007.