

Virtual Compton scattering at low energies with a positron beam

Barbara Pasquini^{a,1,2}, Marc Vanderhaeghen^{b,3}

¹Dipartimento di Fisica, Università degli Studi di Pavia, 27100 Pavia, Italy

²Istituto Nazionale di Fisica Nucleare, Sezione di Pavia, 27100 Pavia, Italy

³Institut für Kernphysik and PRISMA⁺ Cluster of Excellence, Johannes Gutenberg Universität, D-55099 Mainz, Germany

Received: date / Accepted: date

Abstract The Virtual Compton scattering (VCS) process at low energies explores the electromagnetic structure of the proton in terms of generalized polarizabilities (GPs). In the one-photon exchange approximation, VCS can be accessed with exclusive photon production reactions with electron or positron beams. The extraction of the GPs from VCS with electron beam has seen substantial progress over the past two decades. Nonetheless, a consistent picture of the GPs from low to higher scales demands further investigations. Complementary measurements with positron beams offer a unique possibility, and we present an impact study of such experimental program.

Keywords Compton scattering · Polarizabilities · Dispersion relations

PACS 11.55.Fv · 13.40.-f · 13.60.Fz

1 Introduction

Virtual Compton scattering (VCS) off the proton refers to the process $\gamma^*p \rightarrow \gamma p$, where a virtual photon interacts with a proton target and a real photon is emitted in the final state. At low energy of the outgoing real photon, the VCS can be parametrized in terms of generalized polarizabilities (GPs) [1, 2, 3], which are a generalization of the static polarizabilities of real Compton scattering (RCS). As the GPs depend on the photon virtuality Q^2 , they parametrize the local polarizability response of the nucleon to a quasi-static external electromagnetic field, describing the spatial deformation induced in the charge, magnetization and spin densities [4]. They also enter generalizations of the

Gerasimov-Drell-Hearn sum rule [5, 6] to finite photon virtuality, which link the GPs in model independent ways to RCS polarizabilities, moments of inclusive nucleon structure functions, and the nucleon anomalous magnetic moments and Pauli radii [7, 8]. Furthermore, at low virtuality, the GPs are low-energy parameters which enter the hadronic two-photon exchange corrections, which are required in the precision extraction of the proton charge radius from muonic Hydrogen spectroscopy experiments [9, 10, 11, 12].

The VCS process is accessed experimentally in the lepto-production of real photons, i.e., $lp \rightarrow lp\gamma$. This reaction has been investigated with an electron beam at energies below the pion production threshold and in the resonance region at MAMI [13, 14, 15, 16, 17], JLab [18, 19] and MIT-Bates [20, 21]. A review of these experimental results has recently been presented in Ref. [22]. The potential of using positron beams for this reaction has not been explored so far and in this document we present a first impact study for the extraction of GPs with the proposed positron facility at JLab.

2 Formalism and notation

In the $l(k) + p(p) \rightarrow l(k') + p(p') + \gamma(q')$ reaction, the final photon can be emitted either from the lepton, which corresponds to the Bethe-Heitler (BH) process, or from the proton, which is referred to as the full virtual Compton scattering (FVCS) process. The last one, can in turn be decomposed into a Born (B) and non-Born (NB) part. In the Born process, the virtual photon is absorbed on the proton and the intermediate state remains a proton, whereas the non-Born process contains all proton excitations and meson-loop contributions. The amplitudes of these three processes add

^ae-mail: barbara.pasquini@unipv.it

^be-mail: vandma00@uni-mainz.de

up coherently to form the total $lp \rightarrow lp\gamma$ amplitude, i.e.

$$T^{lp \rightarrow lp\gamma} = T^{\text{BH}} + T^{\text{FVCS}}, \text{ with } T^{\text{FVCS}} = T^{\text{B}} + T^{\text{NB}}. \quad (1)$$

The BH and B terms can be calculated exactly using as input only the electromagnetic form factors of the nucleon. The NB contribution contains the proton-structure information and can be expressed with a multipole expansion in the center of mass (c.m.) frame of the γ^*p system. In the limit of vanishing emitted photon energy, $q'_{\text{cm}} \rightarrow 0$, at fixed value of the three-momentum q_{cm} of the virtual photon (γ^*), the multipoles which enter the low-energy expansion (LEX) of the NB part are expressed in terms of GPs. The leading contribution is described by six GPs [1,23,24]: two scalar GPs, i.e., the electric $\alpha_{\text{E1}}(Q^2)$ and magnetic $\beta_{\text{M1}}(Q^2)$ GPs, and four spin-dependent GPs, which are functions of the photon virtuality $Q^2 \equiv -(k - k')^2$. The LEX formalism provides a method to analyze VCS experiments below pion production threshold in terms of structure functions which depend linearly on the GPs [1,2]. This formalism is however poorly convergent when going to higher energies. On the other hand, the dispersion relation (DR) formalism has proved a very appropriate and efficient tool to analyze VCS experiments both below and above the pion production threshold [3,25,26,27,22]. The main advantage in this case is the possibility to extend the energy region of investigation, which allows for a larger sensitivity of the VCS observables to the GPs. For a review of the DR formalism, we refer to the original works [25,26,3] and recent reviews [27,22], while here we only highlight its essential ingredients. In the DR approach, the VCS amplitude is decomposed in terms of 12 Lorentz invariant functions, which can be described through unsubtracted dispersion integrals relating their real and imaginary part, at fixed values of Q^2 and of the four-momentum transferred $t = (p' - p)^2$, and as functions of the c.m. energy. The high-energy behaviour of these functions guarantees the convergence of ten out of the twelve dispersion integrals. As long as we are interested in the energy region up to the $\Delta(1232)$ resonance, the convergent integrals can be saturated by πN intermediate states. In practice, the calculation uses the MAID pion photo- and electro-production multipoles [28,29], which include both resonant and non-resonant production mechanisms. The remaining two non-converging DRs are treated as finite-energy sum rule, by cutting the dispersion integrals up to a maximum energy value and absorbing all contributions from higher energies in asymptotic terms, which are replaced by a finite number of energy independent poles in the t -channel. Furthermore, in the DR model

of Refs. [25,26], the dispersion integrals that show a slow convergence are supplemented by an asymptotic contribution which parametrize the residual contribution that is not accounted for by the πN intermediate states. In conclusion, besides the well known π^0 pole contribution, the asymptotic contributions can be described in terms of two phenomenological functions that are related to the scalar GPs. In order to provide predictions for VCS observables, it is convenient to adopt the following parametrizations for these phenomenological functions:

$$\alpha_{\text{E1}}(Q^2) - \alpha_{\text{E1}}^{\pi N}(Q^2) = (\alpha_{\text{E1}}^{\text{exp}} - \alpha_{\text{E1}}^{\pi N})f_{\alpha}(Q^2), \quad (2)$$

$$\beta_{\text{M1}}(Q^2) - \beta_{\text{M1}}^{\pi N}(Q^2) = (\beta_{\text{M1}}^{\text{exp}} - \beta_{\text{M1}}^{\pi N})f_{\beta}(Q^2), \quad (3)$$

where α_{E1} and β_{M1} are the RCS polarizabilities, with superscripts *exp* and πN indicating, respectively, the experimental value [30] and the πN contribution evaluated from unsubtracted DRs. In Eqs. (2) and (3), $f_{\alpha}(Q^2)$ and $f_{\beta}(Q^2)$ are fit functions, with the constraints $f_{\alpha}(0) = f_{\beta}(0) = 1$. Their functional form is unknown and should be adjusted by a fit to the experimental cross sections. However, in order to provide predictions for VCS observables, it is convenient to adopt the following dipole parametrizations

$$f_{\alpha}(Q^2) = \frac{1}{(1 + Q^2/\Lambda_{\alpha}^2)^2}, \quad f_{\beta}(Q^2) = \frac{1}{(1 + Q^2/\Lambda_{\beta}^2)^2}, \quad (4)$$

where the Λ_{α} and Λ_{β} are free parameters, not necessarily constant with Q^2 , which can be adjusted by a fit to the experimental cross sections.

In Fig. 1, we show the world data for the GP extractions in comparison with the DR calculation for different values of the dipole mass parameters in Eq. (4). The experimental extractions from VCS measurements below pion production threshold have been obtained by applying both the LEX formalism and the DR approach. In all these analyses, the two methods give consistent results, except for the MIT-Bates measurement in the in-plane kinematics where the LEX at leading order was shown not to be applicable. The experimental extractions are performed separately at each Q^2 value, without making any assumption on the global Q^2 dependence. Yet, the dipole Ansatz in Eq. (4) with $\Lambda_{\alpha} = \Lambda_{\beta} = 0.7$ GeV reproduces well the smooth fall-off in Q^2 of the data. The only exception are the MAMI-I and MAMI-IV data points at $Q^2 = 0.33$ GeV², mainly for the electric GP. New data from the JLab VCS experiment E12-15-001 are currently exploring the intermediate Q^2 range of 0.3 – 0.77 GeV² and are expected to help in the understanding of this puzzling behavior [31].

Further insights could be gained by exploiting VCS measurements with positron beams in the same kinematics. As a matter of fact, the combination of data

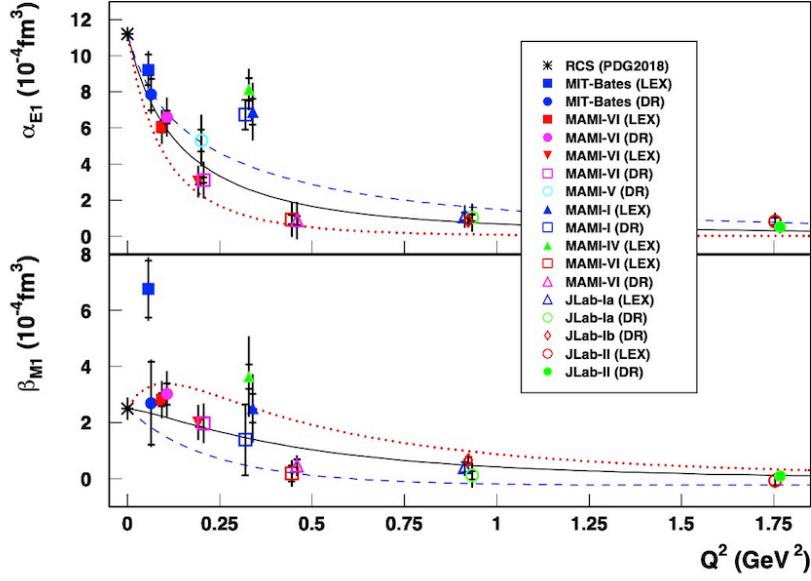


Fig. 1 World data for the electric and magnetic GPs of the proton as a function of Q^2 , including the RCS point [30]. Inner (outer) error bars are statistical (total). Some points are slightly shifted for visibility. The results are from the DR calculation for three different values of the dipole mass parameters: $\Lambda_\alpha = \Lambda_\beta$ 0.5 GeV (red dotted curves); $\Lambda_\alpha = \Lambda_\beta$ 0.7 GeV (black solid curves) and $\Lambda_\alpha = \Lambda_\beta$ 0.9 GeV (blue dashed curves).

with positron and electron beams gives access to various asymmetries that would allow us to better constrain the scalar GPs, as discussed in detail in Sect. 3.

3 VCS asymmetries using electron and positron beams

The kinematics of the $lp \rightarrow lp\gamma$ reaction are defined by five independent variables. We will adopt the set of variables $(E_{\text{lab}}, Q^2, W, \theta, \phi)$, with E_{lab} the incoming electron energy in the lab frame, W the c.m. energy of the $\gamma^*p \rightarrow \gamma p$ subprocess, θ the polar angle (in the γ^*p c.m. frame) between the initial and final photon, and ϕ the azimuthal angle between the leptonic and hadronic planes. The reference plane ($\phi = 0^\circ$) corresponds to the plane spanned by both lepton directions.

The lepton beam charge (e) and polarization (λ) dependence of the $lp \rightarrow lp\gamma$ differential cross section is given by

$$d\sigma_\lambda^e = d\sigma_{\text{BH}} + d\sigma_{\text{VCS}} + \lambda d\tilde{\sigma}_{\text{VCS}} + e(d\sigma_{\text{INT}} + \lambda d\tilde{\sigma}_{\text{INT}}), \quad (5)$$

where $d\sigma$ ($d\tilde{\sigma}$) are the polarization independent (dependent) contributions which are even (odd) functions of the azimuthal angle ϕ . $d\sigma_{\text{INT}}$ involves the real part of the VCS amplitude that contains the GP effects, while $d\tilde{\sigma}_{\text{INT}}$ is proportional to the imaginary part of the VCS

amplitude which does not depend on the GPs. Combining lepton beams of opposite charge and different polarization provides a complete separation of the four unknown INT and VCS contributions. In the following, we will discuss the kinematical conditions that have been explored in the recent VCS measurements at JLab using an electron beam, to assess the impact of using complementary measurements with a positron beam.

Using unpolarized electron and positron beams, we can construct the unpolarized beam-charge asymmetry (BCA) A_{UU}^C as

$$A_{UU}^C = \frac{(d\sigma_+^+ + d\sigma_-^+) - (d\sigma_+^- + d\sigma_-^-)}{d\sigma_+^+ + d\sigma_-^+ + d\sigma_+^- + d\sigma_-^-} = \frac{d\sigma_{\text{INT}}}{d\sigma_{\text{BH}} + d\sigma_{\text{VCS}}}. \quad (6)$$

With polarized lepton beams, we can construct the lepton beam-spin asymmetry (BSA)

$$A_{LU}^e = \frac{d\sigma_+^e - d\sigma_-^e}{d\sigma_+^e + d\sigma_-^e} = \frac{d\tilde{\sigma}_{\text{VCS}} + ed\tilde{\sigma}_{\text{INT}}}{d\sigma_{\text{BH}} + d\sigma_{\text{VCS}} + ed\sigma_{\text{INT}}}. \quad (7)$$

One can combine the observable asymmetries A_{UU}^C , A_{LU}^+ , and A_{LU}^- to separate the contribution from the $d\tilde{\sigma}_{\text{VCS}}$ and $d\tilde{\sigma}_{\text{INT}}$ terms as:

$$\tilde{A}_{\text{VCS}} \equiv A_{LU}^+ (1 + A_{UU}^C) + A_{LU}^- (1 - A_{UU}^C) = \frac{2d\tilde{\sigma}_{\text{VCS}}}{d\sigma_{\text{BH}} + d\sigma_{\text{VCS}}}, \quad (8)$$

and

$$\begin{aligned}\tilde{A}_{\text{INT}} &\equiv A_{LU}^+ (1 + A_{UU}^C) - A_{LU}^- (1 - A_{UU}^C) \\ &= \frac{2d\tilde{\sigma}_{\text{INT}}}{d\sigma_{\text{BH}} + d\sigma_{\text{VCS}}}.\end{aligned}\quad (9)$$

The asymmetry combination \tilde{A}_{VCS} of Eq. (8) is proportional to the imaginary part of the interference between the VCS amplitudes with either transverse or longitudinal virtual photon polarization. In the $\Delta(1232)$ resonance region, where the imaginary part of the transverse amplitude dominates by far over the imaginary part of the longitudinal amplitude, this combination then basically originates from the interference product of the imaginary part of the transverse VCS amplitude due to $\Delta(1232)$ excitation, and the real part of the longitudinal VCS amplitude. The latter amplitude has the sensitivity to the GP $\alpha_{\text{E1}}(Q^2)$. On the other hand, the asymmetry combination \tilde{A}_{INT} of Eq. (9) is proportional to the interference between the real BH amplitude and the imaginary VCS amplitude. As the latter does not depend on the GPs, it provides a cross-check of the unitarity input in the dispersive formalism.

4 Results and discussion

In this section, we explore for a positron beam the same kinematical range which has been measured by the E12-15-001 experiment at JLab [31] using an electron beam. The experiment utilized the SHMS and HMS spectrometers [32, 33] in Hall C to detect, respectively, electrons and protons in coincidence, while the reconstructed missing mass has been used for the identification of the photon. An electron beam of energy $E_{\text{lab}} = 4.55$ GeV and a 10 cm liquid hydrogen target were employed for the measurements.

4.1 Beam-charge asymmetry

In Fig. 2, we show the results for the charge asymmetry for in-plane kinematics as function of the photon scattering angle (the negative and positive values correspond to $\phi = 180^\circ$ and $\phi = 0^\circ$, respectively) at two different values of the four-momentum transfer Q^2 for the center of mass energy of $W = 1.17$ GeV and $W = 1.232$ GeV. The calculations correspond to a variation of the mass-scale parameters in the range $A_\alpha = A_\beta = 0.7 \pm 0.2$ GeV, which is the same range as shown along with the GP world data on Fig. 1. One notices from Fig. 2 that the sensitivity to the GPs is mainly at lower energies in the forward region $-60^\circ \leq \theta \leq 40^\circ$ and it slightly increases at higher values of Q^2 . In the region where the BH process is very large, which corresponds roughly

with the angular range $70^\circ \leq \theta \leq 100^\circ$ in Fig. 2, one notices that the beam-charge asymmetry becomes very small as the cross section for the BH process by itself is identical between electron and positron beams. In the direction of the BH peaks the asymmetry has zeros.

The same kinematics is explored in Fig. 3 for $Q^2 = 0.43$ GeV² and in Fig. 4 for $Q^2 = 0.65$ GeV², but for out-of-plane angles ϕ . In these cases, the sensitivity to the scalar polarizabilities is enhanced, especially at the lower center of mass energy and higher values of momentum transfer. The largest effects are for $\phi = 90^\circ$ at scattering angles $\theta \leq 100^\circ$, where we observe a relative effect on the asymmetry of up to $\pm 30\%$ by scaling the mass parameters by ± 0.2 units.

4.2 Beam-spin asymmetry

We study the beam-spin asymmetries for electron and positron beams in the same out-of-plane kinematics as in Figs. 3 and 4, for $\phi = 45^\circ$ and $\phi = 90^\circ$, both for $Q^2 = 0.43$ GeV² in Fig. 5, and for $Q^2 = 0.65$ GeV² in Fig. 6. One notices that these asymmetries have a large sensitivity to the GP, which is maximal for $\phi = 90^\circ$ and for kinematics corresponding with the excitation of the $\Delta(1232)$ resonance. To better understand this sensitivities, we consider the observables \tilde{A}_{VCS} and \tilde{A}_{INT} defined in Eqs. (8) and (9) respectively, which involve the beam-charge asymmetry and the beam-spin asymmetries for both electron and positron beams. They allow to separate the contributions from the $d\tilde{\sigma}_{\text{VCS}}$ and $d\tilde{\sigma}_{\text{INT}}$ cross section contributions. We show these observables in Fig. 7 for $\phi = 90^\circ$ and $Q^2 = 0.65$ GeV², for both $W = 1.17$ GeV and $W = 1.232$ GeV.

We notice from Fig. 7 that the combination \tilde{A}_{VCS} , which mainly stems from the interference product between the imaginary part of the transverse VCS amplitude due to $\Delta(1232)$ excitation and the real part of the longitudinal VCS amplitude, shows a large sensitivity to the GPs. This sensitivity mainly comes from the GP $\alpha_{\text{E1}}(Q^2)$. The asymmetry combination \tilde{A}_{VCS} thus provides an independent way to experimentally access the electric dipole GP. Comparing the \tilde{A}_{VCS} results for $W = 1.17$ GeV and $W = 1.232$ GeV, we see that the observable reaches the largest values at $W = 1.232$ GeV as the imaginary part of the VCS amplitude is maximized on the $\Delta(1232)$ resonance position.

On the other hand, we also notice from Fig. 7 that the combination \tilde{A}_{INT} is much less sensitive to the GPs, especially on the $\Delta(1232)$ resonance position. This can be understood as $d\tilde{\sigma}_{\text{INT}}$ measures the interference product between the BH amplitude and the imaginary part of the VCS amplitude, which does not depend on the GPs at all. The remaining GP sensitivity which one sees

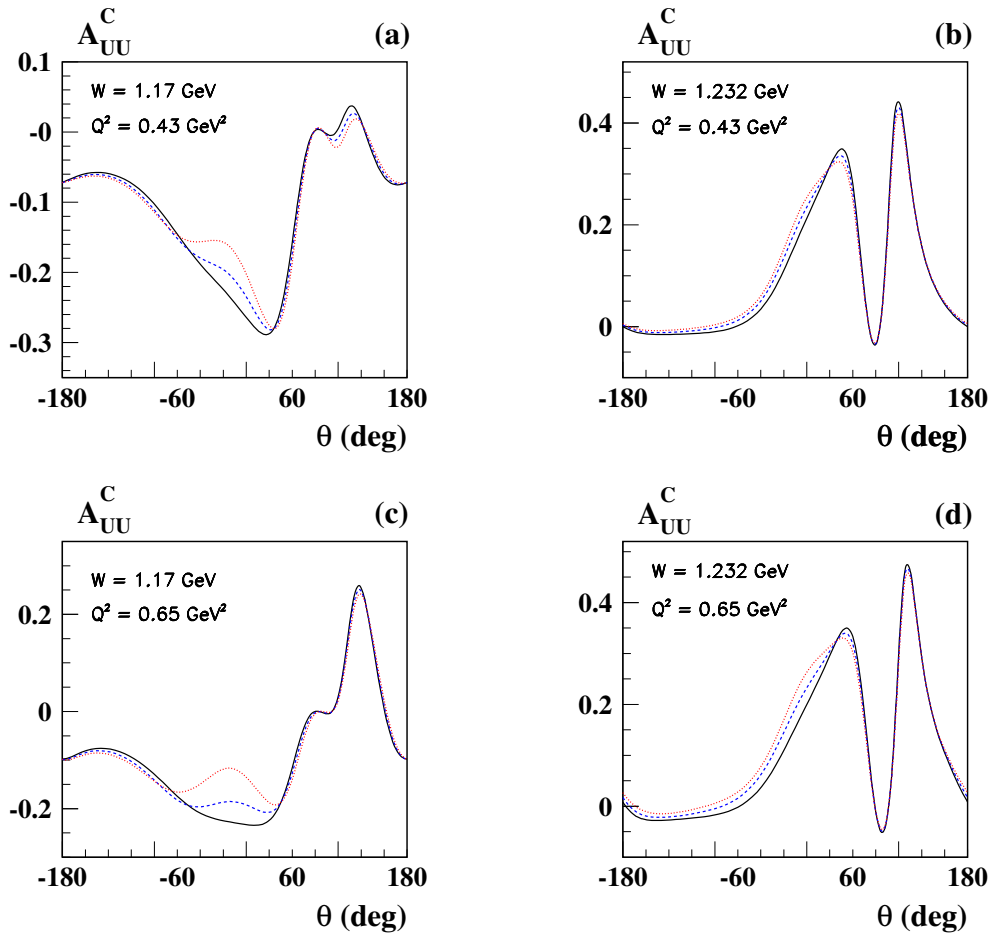


Fig. 2 The beam-charge asymmetry A_{UU}^C as function of the photon scattering angle for in-plane kinematics, for c.m. energy $W = 1.17$ GeV (panels (a) and (c)) and $W = 1.232$ GeV (panels (b) and (d)) at different values of the four-momentum transfer: $Q^2 = 0.43$ GeV² (panels (a) and (b)) and $Q^2 = 0.65$ GeV² (panels (c) and (d)). The results are for $\Lambda_\alpha = \Lambda_\beta = 0.5$ GeV (red dotted curves), $\Lambda_\alpha = \Lambda_\beta = 0.7$ GeV (black solid curves) and $\Lambda_\alpha = \Lambda_\beta = 0.9$ GeV (blue dashed curves).

on Fig. 7 for \tilde{A}_{INT} results from the denominator contribution $d\sigma_{\text{VCS}}$ in Eq. (9). The observable \tilde{A}_{INT} provides however a test for the unitary input in the dispersive formalism.

5 Conclusions

In this work we have presented an impact study for an experimental program to measure the VCS process $lp \rightarrow lp\gamma$ with positron beams at Jefferson Lab. Using a dispersive formalism to extract the generalized polarizabilities (GPs) from the VCS observables, we have shown that the beam-charge asymmetry has a sizeable sensitivity to the GPs in the $\Delta(1232)$ resonance region, when going to out-of-plane kinematics. Furthermore, by measuring the beam-spin asymmetry for a positron

beam and combining it with the corresponding measurement with an electron beam allows to define observables which separate the cross section terms resulting from the real part of the longitudinal VCS amplitude, which has a strong sensitivity to the electric dipole GP $\alpha_{\text{E1}}(Q^2)$, and the term proportional to the imaginary part of the VCS amplitude, which provides a cross-check on the unitary input in the dispersive formalism.

Acknowledgements The work of M.V. is supported by the Deutsche Forschungsgemeinschaft (DFG, German Research Foundation), in part through the Collaborative Research Center [The Low-Energy Frontier of the Standard Model, Projektnummer 204404729 - SFB 1044], and in part through the Cluster of Excellence [Precision Physics, Fundamental Interactions, and Structure of Matter] (PRISMA⁺ EXC 2118/1) within the German Excellence Strategy (Project ID 39083149).

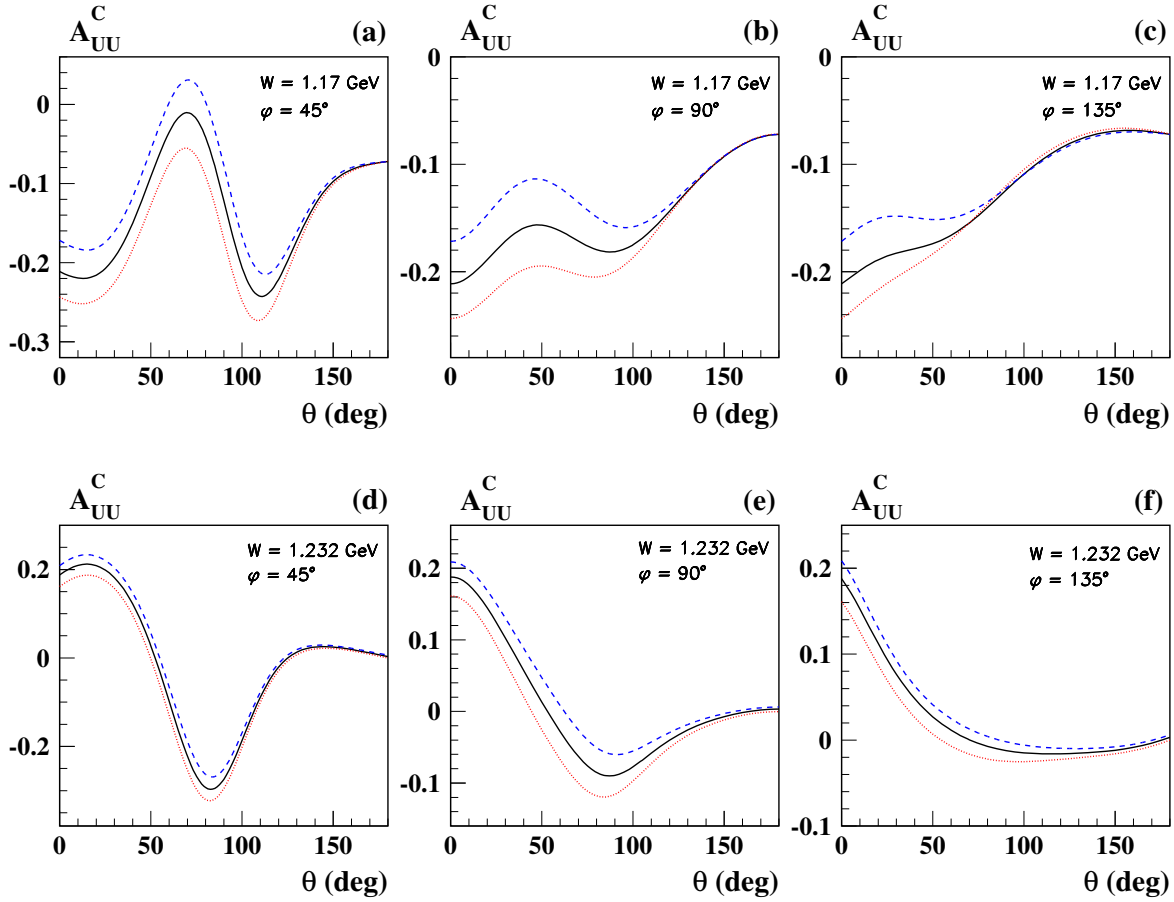


Fig. 3 The beam-charge asymmetry A_{UU}^C as function of the photon scattering angle for out-of-plane-plane kinematics, for $Q^2 = 0.43 \text{ GeV}^2$ and the c.m. energy $W = 1.17 \text{ GeV}$ (upper panels) and $W = 1.232 \text{ GeV}$ (lower panels), and different values of the azimuthal angle ϕ : $\phi = 45^\circ$ (panels (a) and (d)), $\phi = 90^\circ$ (panels (b) and (e)) and $\phi = 135^\circ$ (panels (c) and (f)). The results are for $\Lambda_\alpha = \Lambda_\beta = 0.5 \text{ GeV}$ (red dotted curves), $\Lambda_\alpha = \Lambda_\beta = 0.7$ (black solid curves) and $\Lambda_\alpha = \Lambda_\beta = 0.9 \text{ GeV}$ (blue dashed curves).

References

1. P.A.M. Guichon, G.Q. Liu, A.W. Thomas, Nucl. Phys. **A591**, 606 (1995). DOI 10.1016/0375-9474(95)00217-O
2. P.A.M. Guichon, M. Vanderhaeghen, Prog. Part. Nucl. Phys. **41**, 125 (1998). DOI 10.1016/S0146-6410(98)00056-8
3. D. Drechsel, B. Pasquini, M. Vanderhaeghen, Phys. Rept. **378**, 99 (2003). DOI 10.1016/S0370-1573(02)00636-1
4. M. Gorchtein, C. Lorcé, B. Pasquini, M. Vanderhaeghen, Phys. Rev. Lett. **104**, 112001 (2010). DOI 10.1103/PhysRevLett.104.112001
5. S.B. Gerasimov, Yad. Fiz. **2**, 598 (1965)
6. S.D. Drell, A.C. Hearn, Phys. Rev. Lett. **16**, 908 (1966). DOI 10.1103/PhysRevLett.16.908
7. V. Pascalutsa, M. Vanderhaeghen, Phys. Rev. D **91**, 051503 (2015). DOI 10.1103/PhysRevD.91.051503
8. V. Lensky, V. Pascalutsa, M. Vanderhaeghen, C. Kao, Phys. Rev. D **95**(7), 074001 (2017). DOI 10.1103/PhysRevD.95.074001
9. C.E. Carlson, M. Vanderhaeghen, Phys. Rev. A **84**, 020102 (2011). DOI 10.1103/PhysRevA.84.020102
10. M.C. Birse, J.A. McGovern, Eur. Phys. J. A **48**, 120 (2012). DOI 10.1140/epja/i2012-12120-8
11. A. Antognini, F. Kottmann, F. Biraben, P. Indelicato, F. Nez, R. Pohl, Annals Phys. **331**, 127 (2013). DOI 10.1016/j.aop.2012.12.003
12. F. Hagelstein, R. Miskimen, V. Pascalutsa, Prog. Part. Nucl. Phys. **88**, 29 (2016). DOI 10.1016/j.pnpnp.2015.12.001
13. J. Roche, et al., Phys. Rev. Lett. **85**, 708 (2000). DOI 10.1103/PhysRevLett.85.708
14. I.K. Bensafa, et al., Eur. Phys. J. **A32**, 69 (2007). DOI 10.1140/epja/i2006-10277-3
15. N.F. Sparveris, et al., Phys. Rev. **C78**, 018201 (2008). DOI 10.1103/PhysRevC.78.018201
16. L. Doria, et al., Phys. Rev. **C92**(5), 054307 (2015). DOI 10.1103/PhysRevC.92.054307
17. P. Janssens, et al., Eur. Phys. J. **A37**, 1 (2008). DOI 10.1140/epja/i2008-10609-3

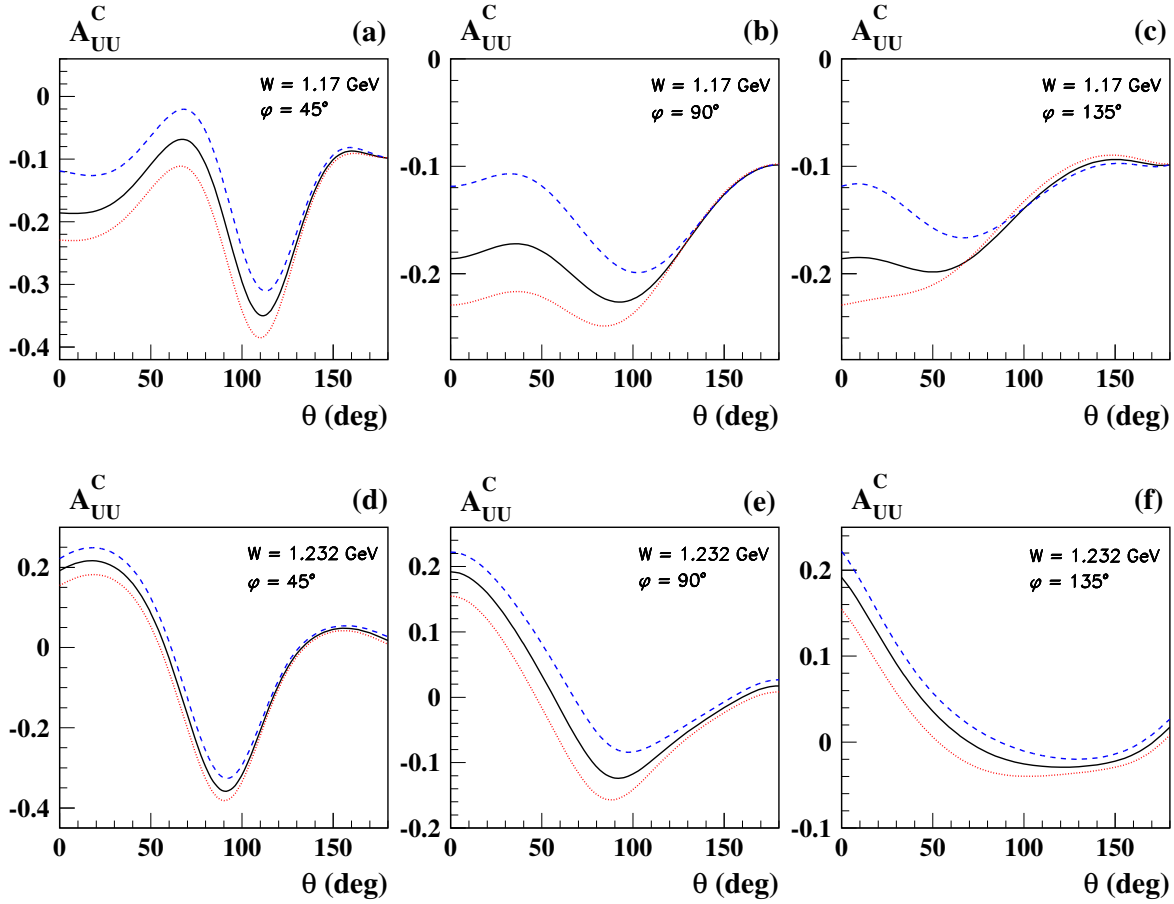


Fig. 4 The same as in Fig. 3, but for $Q^2 = 0.65 \text{ GeV}^2$.

18. G. Laveissiere, et al., Phys. Rev. Lett. **93**, 122001 (2004). DOI 10.1103/PhysRevLett.93.122001
19. H. Fonvieille, et al., Phys. Rev. **C86**, 015210 (2012). DOI 10.1103/PhysRevC.86.015210
20. P. Bourgeois, et al., Phys. Rev. Lett. **97**, 212001 (2006). DOI 10.1103/PhysRevLett.97.212001
21. P. Bourgeois, et al., Phys. Rev. **C84**, 035206 (2011). DOI 10.1103/PhysRevC.84.035206
22. H. Fonvieille, B. Pasquini, N. Sparveris, Prog. Part. Nucl. Phys. **113**, 103754 (2020). DOI 10.1016/j.pnpnp.2020.103754
23. D. Drechsel, G. Knochlein, A. Metz, S. Scherer, Phys. Rev. **C55**, 424 (1997)
24. D. Drechsel, G. Knochlein, A.Y. Korchin, A. Metz, S. Scherer, Phys. Rev. **C57**, 941 (1998)
25. B. Pasquini, M. Gorchtein, D. Drechsel, A. Metz, M. Vanderhaeghen, Eur. Phys. J. **A11**, 185 (2001). DOI 10.1007/s100500170084
26. B. Pasquini, D. Drechsel, M. Gorchtein, A. Metz, M. Vanderhaeghen, Phys. Rev. **C62**, 052201 (2000). DOI 10.1103/PhysRevC.62.052201
27. B. Pasquini, M. Vanderhaeghen, Ann. Rev. Nucl. Part. Sci. **68**, 75 (2018). DOI 10.1146/annurev-nucl-101917-020843
28. D. Drechsel, S.S. Kamalov, G. Krein, B. Pasquini, L. Tiator, Nucl. Phys. **A660**, 57 (1999)
29. D. Drechsel, S.S. Kamalov, L. Tiator, Eur. Phys. J. A **34**, 69 (2007). DOI 10.1140/epja/i2007-10490-6
30. M. Tanabashi, et al., Phys. Rev. **D98**(3), 030001 (2018). DOI 10.1103/PhysRevD.98.030001
31. N. Sparveris, et al., Measurement of the generalized polarizabilities of the proton in virtual Compton scattering (2016). JLab Proposal PR12-15-001
32. <https://www.jlab.org/Hall-C/upgrade/>
33. <https://www.jlab.org/Hall-C/equipment/HMS.html>

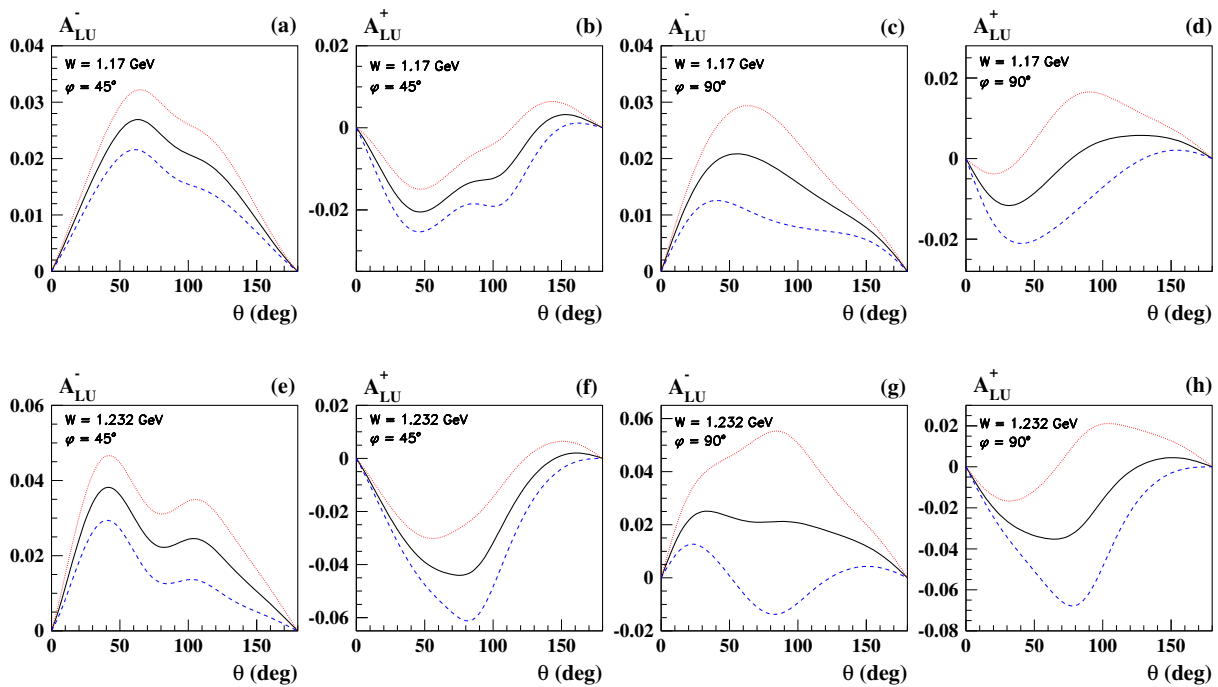


Fig. 5 The electron beam-spin asymmetry A_{LU}^- and the positron beam-spin asymmetry A_{LU}^+ as function of the photon scattering angle for out-of-plane-plane kinematics, for $Q^2 = 0.43 \text{ GeV}^2$ and c.m. energy $W = 1.17 \text{ GeV}$ (upper panels) and $W = 1.232 \text{ GeV}$ (lower panels), at different values of the azimuthal angle ϕ : $\phi = 45^\circ$ (panels (a) and (b)), and $\phi = 90^\circ$ (panels (c) and (d)). The results are for $\Lambda_\alpha = \Lambda_\beta = 0.5 \text{ GeV}$ (red dotted curves), $\Lambda_\alpha = \Lambda_\beta = 0.7$ (black solid curves) and $\Lambda_\alpha = \Lambda_\beta = 0.9 \text{ GeV}$ (blue dashed curves).

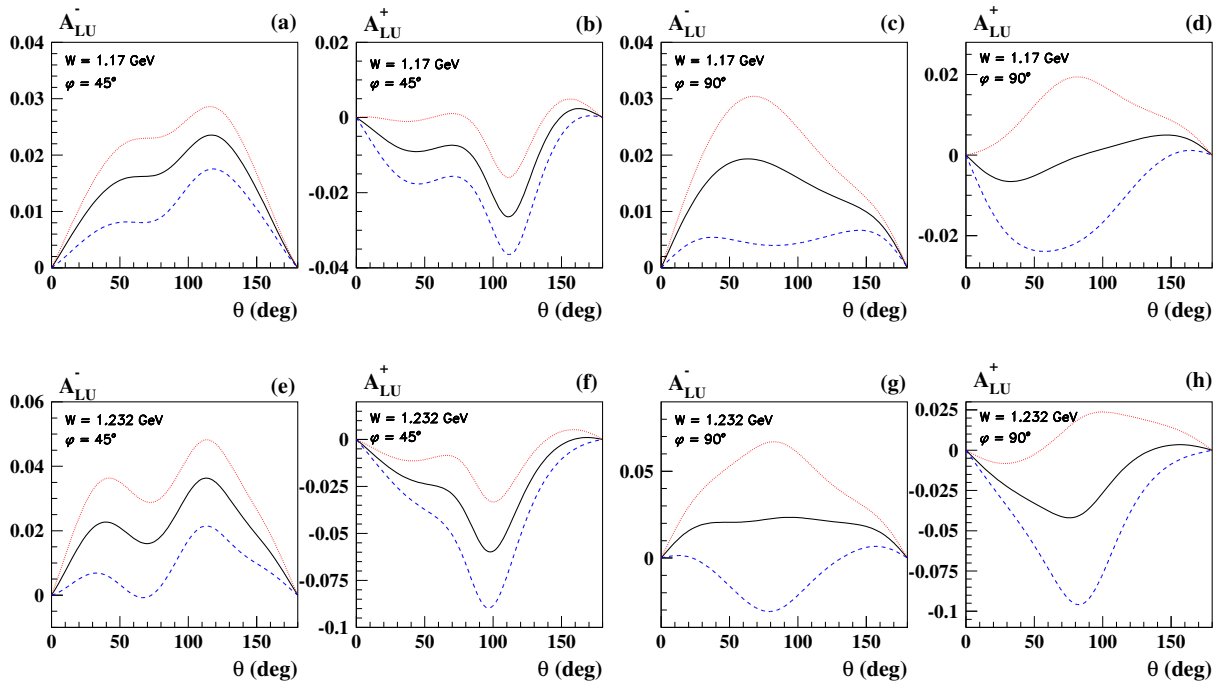


Fig. 6 The same as in Fig. 5, but for $Q^2 = 0.65 \text{ GeV}^2$.

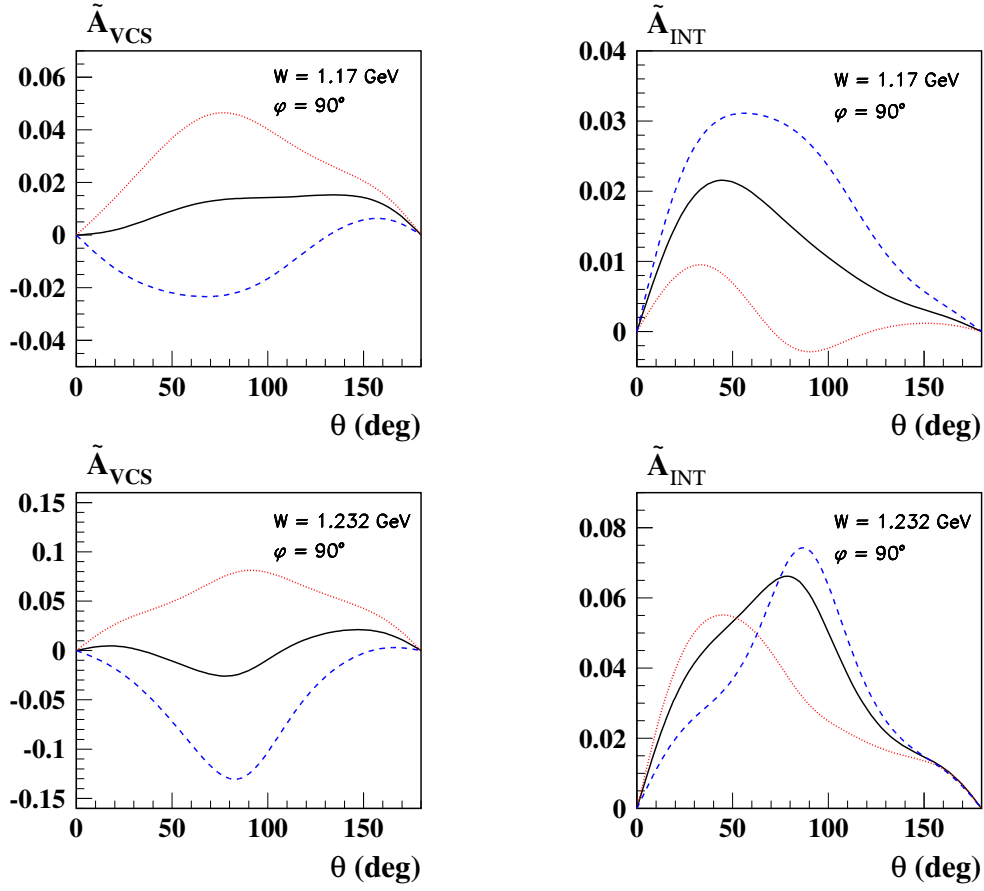


Fig. 7 The asymmetry combinations \tilde{A}_{VCS} of Eq. (8) and \tilde{A}_{INT} of Eq. (9), as function of the photon scattering angle for out-of-plane kinematics, for $Q^2 = 0.65 \text{ GeV}^2$ and the c.m. energy $W = 1.17 \text{ GeV}$ (upper panels) and $W = 1.232 \text{ GeV}$ (lower panels). The results are for $\Lambda_\alpha = \Lambda_\beta = 0.5 \text{ GeV}$ (red dotted curves), $\Lambda_\alpha = \Lambda_\beta = 0.7$ (black solid curves) and $\Lambda_\alpha = \Lambda_\beta = 0.9 \text{ GeV}$ (blue dashed curves).