

IMPROVED GENERALIZED PERIODS ESTIMATES OVER CURVES ON RIEMANNIAN SURFACES WITH NONPOSITIVE CURVATURE

EMMETT L. WYMAN AND YAKUN XI

ABSTRACT. We show that on compact Riemann surfaces of nonpositive curvature, the generalized periods, i.e. the ν -th order Fourier coefficients of eigenfunctions e_λ over a closed smooth curve γ which satisfies a natural curvature condition, go to 0 at the rate of $O((\log \lambda)^{-1/2})$, if $0 < |\nu|/\lambda < 1 - \delta$, for any fixed $0 < \delta < 1$. Our result implies, for instance, the generalized periods over geodesic circles on any surfaces with nonpositive curvature would converge to zero at the rate of $O((\log \lambda)^{-1/2})$. A direct corollary of our results and the QER theorem of Toth and Zelditch [TZ13] is that for a geodesic circle γ on a compact hyperbolic surface, the restriction $e_{\lambda_j}|_\gamma$ of an orthonormal basis $\{e_{\lambda_j}\}$ has a full density subsequence that goes to zero in weak- $L^2(\gamma)$. One key step of our proof is a microlocal decomposition of the measure over γ into tangential and transversal parts.

1. INTRODUCTION

Let e_λ denote the L^2 -normalized eigenfunction on a compact, boundary-less Riemannian surface (M, g) , i.e.,

$$-\Delta_g e_\lambda = \lambda^2 e_\lambda, \quad \text{and} \quad \int_M |e_\lambda|^2 dV_g = 1.$$

Here Δ_g is the Laplace-Beltrami operator on (M, g) and dV_g is the volume element associated with metric g .

Various questions concerning analytic properties of eigenfunctions have drawn much attention from number theorists, analysts and physicists in recent years. In particular, it is an area of interest to study quantitative behaviors of eigenfunctions restricted to smooth curves. Recently, there are a lot of interests in studying the period integral of eigenfunctions over smooth closed curves on compact hyperbolic surfaces due to its significance in number theory. See e.g. [Zel88], [Pit08], [Rez15] and the references therein.

Using the Kuznecov formula, Good [Goo83] and Hejhal [Hej82] proved independently that if γ_{per} is a periodic geodesic on a compact hyperbolic surface M parametrized by arc-length, then, uniformly in λ ,

$$(1.1) \quad \left| \int_{\gamma_{per}} e_\lambda ds \right| \leq C_{\gamma_{per}}.$$

A few years later, Zelditch [Zel92] generalized this result by showing that if λ_j are the eigenvalues of $\sqrt{-\Delta_g}$ for an orthonormal basis of eigenfunctions e_{λ_j} on a

Key words and phrases. Eigenfunction Estimates, Generalized Periods, Negative Curvature.

compact Riemannian surface, and if $p_j(\gamma_{per})$ denote the period integrals of e_{λ_j} as in (1.1), then

$$(1.2) \quad \sum_{\lambda_j \leq \lambda} |p_j(\gamma_{per})|^2 = c_{\gamma_{per}} \lambda + O(1),$$

where the remainder being $O(1)$ implies (1.1). Further work for hyperbolic surfaces giving more information about the lower order remainder in terms of geometric data of γ_{per} was done by Pitt [Pit08]. By Weyl's Law, the number of eigenvalues (counting multiplicities) that are smaller than λ is about λ^2 , and thus (1.2) implies that, on average, one can do much better than (1.1). It was pointed out by Chen and Sogge [CS15] that (1.1) is sharp on both the sphere S^2 and the flat torus \mathbb{T}^2 . On S^2 , (1.1) is saturated by L^2 -normalized zonal spherical harmonics of even degree restricted to the equator, while it is trivially sharp on the flat torus \mathbb{T}^2 . In contrast, as an analogy with the Lindelöf conjecture for certain L -functions, it is conjectured by Reznikov [Rez15] that the period integrals over closed geodesics/ geodesic circles on a compact hyperbolic surface satisfy the following:

Conjecture 1.1 ([Rez15]). *Let γ be a periodic geodesic or a geodesic circle on a compact hyperbolic surface (M, g) . Then given $\varepsilon > 0$, there exists a constant C_ε depending on ε , M and the length of γ_{per} , such that*

$$(1.3) \quad \left| \int_{\gamma} e_{\lambda} ds \right| \leq C_{\varepsilon} \lambda^{-\frac{1}{2} + \varepsilon}.$$

In a paper of Chen and Sogge [CS15], the first improvement over (1.1) for closed geodesics was obtained. Indeed, they proved a stronger statement saying that the period integrals in (1.1) converge to 0 as $\lambda \rightarrow \infty$, if (M, g) has strictly negative curvature. The proof exploited the simple geometric fact that, due to the presence of negative curvature, there is no non-trivial geodesic rectangle on the universal cover of M . This allowed them to show that the period integrals goes to 0 as $\lambda \rightarrow \infty$. In a recent paper of Sogge, the second author and Zhang [SXZ17], this method was further refined, and they managed to show that

$$(1.4) \quad \left| \int_{\gamma_{per}} e_{\lambda} ds \right| = O((\log \lambda)^{-\frac{1}{2}}),$$

under a weaker curvature assumption, where the curvature $K = K_g$ of (M, g) is assumed to be non-positive but allowed to vanish at an averaged rate of finite type. The key idea of [SXZ17] was to use the Gauss-Bonnet Theorem to get a quantitative version of the ideas used in [CS15], that is, to quantitatively avoid geodesic rectangles on the universal cover.

Since then, there have been plenty new developments in this area. The first author ([Wym17a], [Wym17b]) generalized the results in [CS15] and [SXZ17] to curves which have geodesic curvature bounded away from the curvature of limiting circles. See also the recent work of Canzani, Galkowski [CG17] for $o(1)$ bounds for averages over hypersurfaces under weaker assumptions. To describe this result, we shall need to introduce a few notations. If γ is a smooth curve in M , we denote by $\kappa_{\gamma}(t)$ the geodesic curvature of γ at t , i.e.

$$\kappa_{\gamma}(t) = \frac{1}{|\gamma'(t)|} \left| \frac{D}{dt} \gamma'(t) \right|,$$

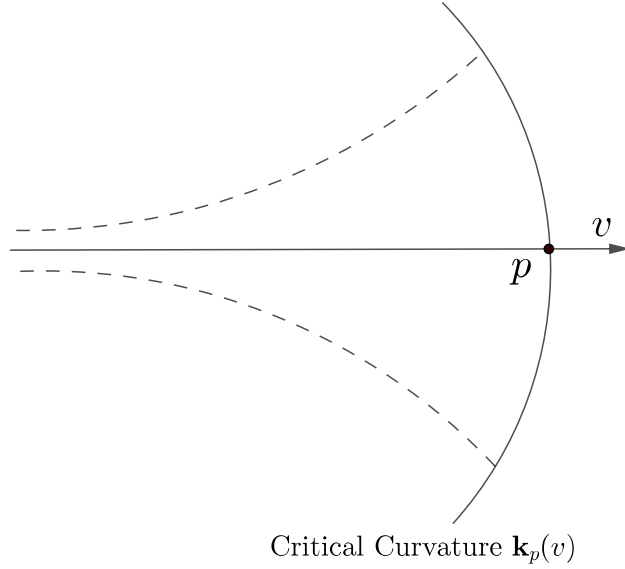


FIGURE 1.

where D/dt is the covariant derivative in the parameter t . Fixing a point $p \in M$ and $v \in T_pM$, we denote by v^\perp a choice of vector in T_pM for which $|v^\perp| = |v|$ and $\langle v^\perp, v \rangle = 0$. We also need a function \mathbf{k} on the unit sphere bundle of M representing the “curvature of a limiting circle.”

Definition 1.2 (Curvature of a limiting circle). *For a point $p \in M$ and $v \in S_pM$ and let $r \mapsto \zeta(r)$ the unit speed geodesic with $\zeta(0) = p$ and $\zeta'(0) = v$. Let J be a Jacobi field along ζ satisfying*

$$(1.5) \quad J(0) = \zeta'(0)^\perp.$$

We let $\mathbf{k}_p(v)$ denote the unique number such that

$$(1.6) \quad |J(r)| = O(1) \quad \text{for } r \in (-\infty, 0]$$

if J satisfies the additional initial condition

$$(1.7) \quad \frac{D}{dr}J(0) = \mathbf{k}_p(v)J(0).$$

The name “curvature of a limiting circle” will be clear after a lift to the universal cover. By the Cartan-Hadamard Theorem, we identify the universal cover of M with $(\mathbb{R}^2, \tilde{g})$, where \tilde{g} is the pullback of the metric tensor g through the covering map. If $p \in M$ and $v \in T_pM$, denote by \tilde{p} and \tilde{v} their respective lifts to \tilde{M} and $T_{\tilde{p}}\tilde{M}$. Then $\mathbf{k}_p(v)$ denotes the limiting curvature of the circle at \tilde{p} with center taken to infinity along the geodesic ray in direction $-\tilde{v}$. In the flat case, $\mathbf{k}_p(v) = 0$ for all $p \in M$, while if M is a compact hyperbolic surface with sectional curvature -1 , then $\mathbf{k}_p(v) = 1$ for all $p \in M$, which equals the curvature of a horocycle in the hyperbolic plane. See Figure 1.

Theorem 1.3 ([Wym17a]). *Let (M, g) have nonpositive sectional curvature and let γ be a smooth closed unit-speed curve in M . Then we have*

$$\left| \int_{\gamma} e_{\lambda} ds \right| = O((\log \lambda)^{-1/2}),$$

provided that

$$(1.8) \quad \kappa_{\gamma}(s) \neq \mathbf{k}_{\gamma(s)}(\gamma'^{\perp}(s)) \quad \text{and} \quad \kappa_{\gamma}(s) \neq \mathbf{k}_{\gamma(s)}(-\gamma'^{\perp}(s))$$

for all points $\gamma(s) \in \gamma$.

A natural way to look at the period integral (1.1) is to regard it as the 0-th order Fourier coefficient of $e_{\lambda}|_{\gamma_{per}}$. The general ν -th order Fourier coefficients of $e_{\lambda}|_{\gamma_{per}}$ are called *generalized periods* (see [Rez15]). Generalized periods for hyperbolic surfaces naturally arise in the theory of automorphic functions, and are of interest in their own right, thus have been studied considerably by number theorists. In the paper [Rez15], Reznikov showed that on compact hyperbolic surfaces, if γ is a periodic geodesic or a geodesic circle, the ν -th order Fourier coefficients of $e_{\lambda}|_{\gamma}$ is uniformly bounded if $\nu \leq c_{\gamma}\lambda$ for some constant c_{γ} depending on γ . In this spirit, the second author [Xi17b] generalized Reznikov's results to arbitrary smooth closed curves over arbitrary compact Riemannian surfaces.

Theorem 1.4 ([Xi17b]). *Let γ be a smooth, closed, unit-speed curve on (M, g) . Let $|\gamma|$ denote its length. Given $0 < c < 1$, if ν is an integer multiple of $2\pi|\gamma|^{-1}$ such that $0 \leq \frac{|\nu|}{\lambda} \leq c < 1$, then we have*

$$(1.9) \quad \left| \int_{\gamma} e_{\lambda}(\gamma(s))e^{-i\nu s} ds \right| \leq C|\gamma| \|e_{\lambda}\|_{L^1(M)},$$

where the constant C only depends on (M, g) and c , and will be uniform if γ belongs to a class of curves with bounded geodesic curvature.

As for the period integrals, the above bounds are sharp for surfaces with constant non-negative curvature. (See [Xi17b, Section 5].) (1.9) improves (1.1) for the case $\nu = 0$ by having an $L^1(M)$ norm on the right hand side, and it trivially implies these generalized periods are bounded,

$$(1.10) \quad \left| \int_{\gamma} e_{\lambda}(\gamma(s))e^{-i\nu s} ds \right| \leq C|\gamma|.$$

We also remark that the frequency gap condition $0 \leq \frac{\nu}{\lambda} \leq c < 1$ is necessary, in the sense that, at the resonant frequency $\nu = \lambda$, (1.9) fails to hold on S^2 . Indeed, on S^2 , L^2 -normalized highest weight spherical harmonics with frequency λ restricted to the equator have ν -Fourier coefficient $\sim \nu^{\frac{1}{4}}$, which represents a big jump from (1.9).

Another key insight provided by [SXZ17] and [Wym17a] is that under suitable curvature assumptions (for both γ and M), the ν -th Fourier coefficients of $e_{\lambda}|_{\gamma}$ satisfies

$$(1.11) \quad \left| \int_{\gamma} e_{\lambda} e^{-i\nu s} ds \right| \leq C_{\nu} |\gamma| (\log \lambda)^{-\frac{1}{2}},$$

where C_{ν} is a constant times a positive power of ν . On the other hand, it is conjectured in [Rez15] that for compact hyperbolic surface, we should expect much better estimates.

Conjecture 1.5 ([Rez15]). *Let γ be a closed geodesic or a geodesic circle on a compact hyperbolic surface (M, g) . Then given $\varepsilon > 0$, $0 < c < 1$, there exists a constant C_ε depending on ε , M and the length of γ_{per} , such that for $0 \leq \frac{\nu}{\lambda} \leq c < 1$, we have*

$$(1.12) \quad \left| \int_{\gamma_{\text{per}}} e_{\lambda}(\gamma_{\text{per}}(s)) e^{-i\nu s} ds \right| \leq C_\varepsilon \lambda^{-\frac{1}{2} + \varepsilon}.$$

The above conjecture, if true, illustrates the huge differences between the sphere/torus case and the hyperbolic case. The curvature of the surface being negative somehow “filters” out almost all lower frequency oscillations of eigenfunctions over certain closed curves. In a recent paper of the second author, a first result towards the above conjecture was obtained for the case when γ is a periodic geodesic.

Theorem 1.6 ([Xi17a]). *Let $\gamma = \gamma_{\text{per}}$ be a periodic geodesic on a Riemannian surface (M, g) with curvature K satisfying the averaged vanishing conditions in the sense of [SXZ17]. Given $0 < c < 1$, if ν is an integer multiple of $2\pi|\gamma|^{-1}$ such that $0 \leq \frac{|\nu|}{\lambda} = \epsilon \leq c < 1$, then we have*

$$(1.13) \quad \left| \int_{\gamma} e_{\lambda}(\gamma(s)) e^{-i\nu s} ds \right| \leq C |\gamma| (\log \lambda)^{-\frac{1}{2}},$$

where the constant C only depends on M and c .

It is clear that Theorem 1.6 is an improvement over both (1.10) and (1.4), where it is better than (1.10) for negatively curved surfaces, and contains (1.11) as the special case when $\nu = 0$. This was the first result showing generalized periods converge to 0 uniformly for all $|\nu| < c\lambda$ over closed geodesics on compact hyperbolic surfaces.

The proof of Theorem 1.6 followed the strategies developed in [CS15] and [SXZ17]. The Gauss-Bonnet Theorem was used to exploit the defects of geodesic quadrilaterals which arise naturally in these arguments. Gauss-Bonnet Theorem allows one to quantitatively avoid geodesic parallelograms on negatively curved surfaces, which in turn provides favorable controls over derivatives of the phase functions which occur in the stationary phase arguments.

The purpose of this paper is to prove log-improved generalized periods bounds for a larger class of curves, which, in particular, includes geodesic circles of arbitrary radius. Since we will not be dealing with geodesics mostly, the Gauss-Bonnet Theorem will not be as handy as in [SXZ17] and [Xi17a]. Instead, we shall turn to the strategies developed by the first author in [Wym17b] and [Wym17a], and use these to prove an analog of Theorem 1.3 for generalized periods over curves satisfying assumptions analogous to (1.8). However, in this case, our curvature assumption on γ has to involve the frequency ratio $\epsilon = \nu/\lambda$. Our main result is the following.

Theorem 1.7 (Main Theorem). *Let γ be a smooth, closed, unit-speed curve on a compact Riemannian surface (M, g) with nonpositive curvature. Let E_γ denote the set of $\epsilon \in (-1, 1)$ for which*

$$(1.14) \quad \left\langle \frac{D}{dt} \gamma', \gamma'^{\perp} \right\rangle \neq -\sqrt{1 - \epsilon^2} \mathbf{k}_\gamma(\gamma'^{\perp}), \quad \text{and}$$

$$(1.15) \quad \left\langle \frac{D}{dt} \gamma', \gamma'^{\perp} \right\rangle \neq \sqrt{1 - \epsilon^2} \mathbf{k}_\gamma(-\gamma'^{\perp})$$

at each point along γ . If ν is an integer multiple of $2\pi|\gamma|^{-1}$ such that $\nu/\lambda \in E_\gamma$, then we have

$$(1.16) \quad \left| \int_\gamma e_\lambda(\gamma(s))e^{-i\nu s} ds \right| \leq C(\log \lambda)^{-\frac{1}{2}},$$

where C is uniform for ν/λ in a compact subset of E_γ .

Remark 1.8. Fix γ and E_γ as in Theorem 1.7, and let $K \subset E_\gamma$ be compact. Note E_γ still contains K even if we perturb γ so that the change in the first two derivatives of γ are small. At the same time, careful observation throughout the proof of Theorem 1.7 shows that the constant C is uniform if we perturb γ so that the change in the first N derivatives of γ are small, where N is some fixed, finite number. Hence the constant C in (1.16) is uniform if $(\gamma, \nu/\lambda)$ belongs to a compact subset of

$$\{(\gamma, \epsilon) : \gamma \in C^\infty(\mathbb{R}, M), \epsilon \in E_\gamma\} \subset C^\infty(\mathbb{R}, M) \times (-1, 1)$$

with respect to the subspace topology.

On the flat torus \mathbb{T}^2 , (1.14)-(1.15) are valid for any closed curves with non-vanishing curvature, since $\mathbf{k}_p(v) \equiv 0$ in this case. On the other hand, for hyperbolic surfaces with curvature $K = -1$, it is known that $\mathbf{k}_p(v) \equiv 1$, thus Theorem 1.7 implies that any curves with curvature bounded away from $\sqrt{1 - \epsilon^2}$ will enjoy log-improved generalized periods bounds for $\nu = \epsilon\lambda$. An direct yet significant corollary of our main theorem gives the first result towards Conjecture 1.5 in the case of geodesic circles. It follows from the fact that for any given geodesic circle on a Riemannian surface of nonpositive curvature always satisfies (1.14)-(1.15), and therefore, Theorem 1.7 and Remark 1.8 implies the following.

Corollary 1.9. Let γ be a unit-speed geodesic circle on a compact Riemannian surface (M, g) with nonpositive curvature. If ν is an integer multiple of $2\pi|\gamma|^{-1}$, then given any $0 < \delta < 1$, we have

$$\left| \int_\gamma e_\lambda(\gamma(s))e^{-i\nu s} ds \right| \leq C(\log \lambda)^{-1/2},$$

where the constant C is uniform over the sets of all geodesic circles γ with radii in $[\delta, \delta^{-1}]$ and all ν with $|\nu|/\lambda$ in $[0, 1 - \delta]$.

Note that the number δ in Corollary 1.9 can be taken to be arbitrarily close to 0, and thus this log-improved bounds indeed hold for any fixed geodesic circle with arbitrary radius.

Another corollary is about the weak $L^2(\gamma)$ limit of eigenfunctions restricted to curves.

Corollary 1.10. Let γ be a curve on a compact Riemannian surface (M, g) with nonpositive curvature that satisfies the assumption of Theorem 1.7, with 0 being an interior point of E_γ , e.g. a geodesic circle. Then for any orthonormal sequence of eigenfunctions $\{e_{\lambda_j}\}$ with frequency λ_j , $e_{\lambda_j}|_\gamma \rightarrow 0$ weakly in $L^2(\gamma)$ if and only if it is bounded in $L^2(\gamma)$.

The quantum ergodic restriction (QER) theorem of Toth and Zelditch [TZ13] implies that for a compact hyperbolic surface, any orthonormal sequence of eigenfunctions will have a full density subsequence that has bounded $L^2(\gamma)$ normal over a given geodesic circle γ . Therefore Corollary 1.10 implies the following.

Corollary 1.11. *Let (M, g) be a compact hyperbolic surface, $\{e_{\lambda_j}\}$ an orthonormal basis of eigenfunctions of frequency λ_j . Then given a geodesic circle γ , there exists a density one subsequence $\{e_{\lambda_{j_k}}\}$ such that $e_{\lambda_{j_k}}|_{\gamma} \rightarrow 0$ in weak $L^2(\gamma)$.*

Our paper is organized as follows. In the next section we shall perform several standard reductions by using the reproducing kernels for eigenfunctions and lifting the calculations to the universal cover $(\mathbb{R}^2, \tilde{g})$. By microlocally decomposing the measure of γ into one tangential and two transversal components, we reduce the proof of Theorem 1.7 to estimating a few microlocalized oscillatory integrals over curves in $(\mathbb{R}^2, \tilde{g})$. In §3, we recall a stationary phase technique from [Hör90], and then use it to handle the term which is local in time. In §4, we gather a few bounds for the non-local kernel which are from [SXZ17], and then use them to handle the tangential term. In §5 we prove a few phase function bounds by employing strategies from [Wym17a], and then finish the proof of Theorem 1.7 by proving favorable bounds for the two transversal parts. The proof for the corollaries can be found at the end of §5.

In what follows, by possibly rescaling the metric, we shall assume that the injectivity radius of M , $\text{Inj } M$, is at least 10. We shall always use the letter ϵ to denote a number in $(-1, 1)$ that equals the frequency ratio ν/λ . The letter C will be used to denote various positive constants depending on (M, g) and δ , whose value could change from line to line.

Acknowledgments. The authors would like to thank Professor Sogge for his constant support. The second author want to thank Professor Greenleaf and Iosevich for their invaluable mentorship.

2. STANDARD REDUCTIONS AND MICROLOCAL DECOMPOSITIONS

Since we are taking ϵ to be in a compact subset of E_{γ} , we may assume there exists a small constant $\delta > 0$ such that

$$(2.1) \quad |\epsilon| \leq 1 - \delta,$$

$$(2.2) \quad \left| \left\langle \frac{D}{dt} \gamma', \gamma'^{\perp} \right\rangle + \sqrt{1 - \epsilon^2} \mathbf{k}_{\gamma}(\gamma'^{\perp}) \right| \geq \delta, \quad \text{and}$$

$$(2.3) \quad \left| \left\langle \frac{D}{dt} \gamma', \gamma'^{\perp} \right\rangle - \sqrt{1 - \epsilon^2} \mathbf{k}_{\gamma}(-\gamma'^{\perp}) \right| \geq \delta$$

By using a partition of unity on $\mathbb{R}/|\gamma|\mathbb{Z}$ and the triangle inequality, we can obtain (1.16) by showing

$$(2.4) \quad \left| \int b(t) e_{\lambda}(\gamma(t)) e^{-i\nu t} dt \right| \leq C(\log \lambda)^{-1/2}$$

where b is a smooth function on \mathbb{R} with small support. To begin we assume the support of b is contained in some unit interval in \mathbb{R} , though we may further restrict the support of b as needed.

Let us choose a function $\rho \in \mathcal{S}(\mathbb{R})$ satisfying

$$\rho(0) = 1 \quad \text{and} \quad \hat{\rho}(\tau) = 0, \quad |\tau| \geq 1/4,$$

and for any $T > 0$ define the Fourier multiplier operator $\rho(T(\lambda - \sqrt{-\Delta_g}))$ by the spectral theorem, i.e.

$$\rho(T(\lambda - \sqrt{-\Delta_g})) = \sum_j \rho(T(\lambda - \lambda_j))E_j$$

where E_j is the orthogonal projection operator onto the eigenspace spanned by e_j . $\rho(T(\lambda - \sqrt{-\Delta_g}))$ reproduces eigenfunctions, in the sense that $\rho(T(\lambda - \sqrt{-\Delta_g}))e_\lambda = e_\lambda$. (2.4) will follow from the stronger¹ bound

$$(2.4') \quad \left| \int b(t)e^{-ivt} \rho(T(\sqrt{-\Delta_g} - \lambda))f(\gamma(t)) dt \right| \leq C (\log \lambda)^{-1/2} \|f\|_{L^2(M)},$$

where

$$(2.5) \quad T = c \log \lambda$$

for some sufficiently small c .

Choose Fermi local coordinates $x = (x_1, x_2)$ about γ , so that $x_1 \mapsto (x_1, 0)$ parametrizes γ and $x_2 \mapsto (x_1, x_2)$ are geodesics normal to γ . By construction,

$$(2.6) \quad g = \begin{bmatrix} 1 & 0 \\ 0 & 1 \end{bmatrix} \quad \text{for } x_2 = 0.$$

Let B_1 be a smooth function on S^1 taking values in the range $[0, 1]$, and for which

$$\begin{aligned} B_1(\xi) &= 1 & \text{for } \xi_2 \geq \delta/2 \text{ and} \\ B_1(\xi) &= 0 & \text{for } \xi_2 \leq \delta/4 \end{aligned}$$

where here $\xi = (\xi_1, \xi_2) \in S^1$. Set

$$B_{-1}(\xi) = B_1(-\xi) \quad \text{and} \quad B_0 = 1 - B_1 - B_{-1}$$

(see Figure 2). For $i = -1, 0, 1$, we define

$$(2.7) \quad B_i(x, y, \xi) = b_*(x)\beta(|x - y|)B_i(\xi/|\xi|)\Upsilon_{c_1}(|\xi|/\lambda)$$

where x and y are expressed in our Fermi local coordinates, and we have taken b_* to be a smooth function supported on a neighborhood of γ such that $b_*(\gamma(s)) = b(s)$; $\beta \in C^\infty(\mathbb{R}, [0, 1])$ with $\beta \equiv 1$ on a neighborhood of 0 and $\text{supp } \beta$ small; given constant $0 < c_1 < 1$, $\Upsilon_{c_1} \in C^\infty(\mathbb{R})$ satisfies

$$(2.8) \quad \Upsilon_{c_1}(r) = 1, \quad r \in [c_1, c_1^{-1}], \quad \Upsilon_{c_1}(r) = 0, \quad r \notin [c_1/2, 2c_1^{-1}]$$

We associate operators² with B_i by

$$B_i f(x) = \frac{1}{(2\pi)^2} \int_{\mathbb{R}^2} \int_{\mathbb{R}^2} e^{i\langle x-y, \xi \rangle} B_i(x, y, \xi) f(y) dy d\xi$$

in our local coordinates. First, note that B_i is a bounded operator on L^∞ with norm

$$(2.9) \quad \|B_i\|_{L^\infty \rightarrow L^\infty} = O(\lambda^2)$$

¹(2.4') implies Theorem 1.7 holds for L^2 -normalized quasimodes which have spectral support on bands $[\lambda, \lambda + 1/\log \lambda]$ of length $1/\log \lambda$.

²The function $B_i(x, y, \xi)$ will serve the same purpose as a zero-order symbol in ξ , and their respective operators will similarly function like zero-order classical pseudodifferential operators. It is important to distinguish these objects from symbols and pseudodifferential operators due to the presence of the cutoff away from $|\xi| = \lambda$, even though they play the same roles.

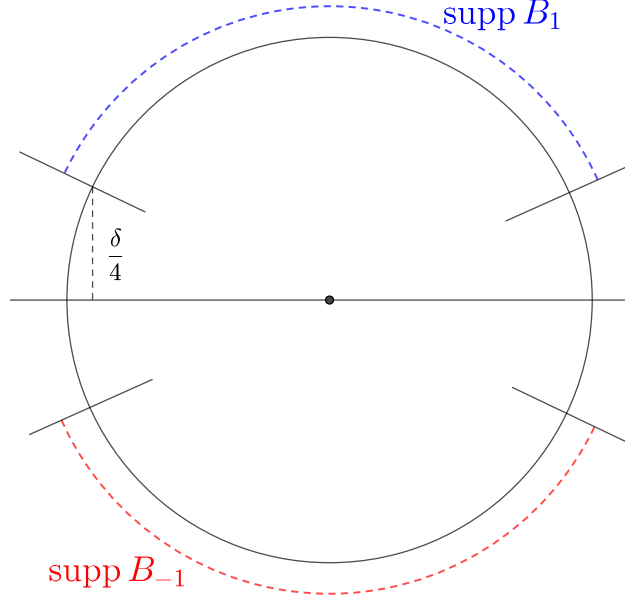


FIGURE 2.

for $i = -1, 0, 1$. Secondly, note

$$B_1 + B_{-1} + B_0 = 1 - B_{\#},$$

where $B_{\#}$ is a pseudodifferential with symbol supported away from the set $\{(x, y, \xi) : \|\xi\|/\lambda \in [c_1, c_1^{-1}]\}$. As in [Sog17, Page 141], one can then use a parametrrix for the half-wave operator to see that if c_1 is small enough, $T = c \log \lambda$, we have

$$(2.10) \quad \|B_{\#} \circ \rho(T(\sqrt{-\Delta_g} - \lambda))\|_{L^2 \rightarrow L^\infty} \leq C_N \lambda^{-N}, \quad \text{for any } N \in \mathbb{N},$$

Indeed, using the Hörmander parametrrix for the half wave operator, we can see that the highest order term of the kernel associated to the above operator is

$$K(T, \lambda; x, y) = \iiint\!\!\!\int e^{i(\varphi(z, y, \xi) + \langle x - z, \zeta \rangle - \tau(p(z, \xi) - \lambda))} a(T, \lambda; \tau, z, y, \xi) B_{\#}(x, z, \zeta) dz d\xi d\zeta d\tau.$$

where $p(y, \xi)$ is the principal symbol of $\sqrt{-\Delta_g}$; $\varphi \in C^\infty(\mathbb{R}^n \setminus \{0\})$ is homogeneous of degree 1 in ξ , and satisfies

$$(2.11) \quad |\partial_\xi^\alpha (\varphi(x, y, \xi) - \langle x - y, \xi \rangle)| \leq C_\alpha |x - y|^2 |\xi|^{1-|\alpha|},$$

for multiindices $\alpha \geq 0$ and for x and y sufficiently close; the symbol a behaves like a zero order symbol in ξ . For a more detailed description of the Hörmander parametrrix, see section 3 or [Sog17].

Notice that $p(y, \xi) \sim |\xi|$, then if $|\xi| \notin [c\lambda, c^{-1}\lambda]$ for some suitable constant c depending on the metric, we can integrate by parts in τ to see that

$$\left| \int e^{i\tau(p(y, \xi) - \lambda)} a(T, \lambda; \tau, z, y, \xi) d\tau \right| \leq C_N (|\xi| + \lambda)^{-N},$$

thus the difference between $K(T, \lambda; x, y)$ and

$$\begin{aligned} \widetilde{K}(T, \lambda; x, y) = & \iint e^{i(\varphi(z, y, \xi) + \langle x-z, \zeta \rangle - \tau(p(y, \xi) - \lambda))} \\ & \Upsilon_c(|\xi|/\lambda) q(T, \lambda; \tau, z, y, \xi) B_{\#}(x, z, \zeta) dz d\xi d\zeta d\tau, \end{aligned}$$

satisfies the required bound if c_1 is sufficiently small. It is then clear \widetilde{K} gives an operator satisfying bounds in (2.10) if we integrate by parts in z a few times. Therefore, by (2.10), we have

$$(2.12) \quad \left| \int b(t) e^{-i\nu t} B_{\#} \rho(T(\sqrt{-\Delta_g} - \lambda)) f(\gamma(t)) dt \right| \leq C_N \lambda^{-N} \|f\|_{L^2(M)}, \quad \text{for any } N \in \mathbb{N}.$$

To prove (2.4'), it suffices to show that

$$(2.4'') \quad \left| \int b(t) e^{-i\nu t} B_i \rho(T(\sqrt{-\Delta_g} - \lambda)) f(\gamma(t)) dt \right| \leq C (\log \lambda)^{-1/2} \|f\|_{L^2(M)},$$

for each $i = -1, 0, 1$. To set up the proof of (2.4'') we first note that the kernel of the operator thereof is given by

$$B_i \rho(T(\sqrt{-\Delta_g} - \lambda))(x, y) = \sum_j \rho(T(\lambda_j - \lambda)) B_i e_j(x) \overline{e_j(y)}.$$

Hence, by the Cauchy-Schwarz inequality, we would have (2.4') if we could show that

$$\int_M \left| \int e^{-i\nu t} \sum_j \rho(T(\lambda_j - \lambda)) B_i e_j(\gamma(t)) \overline{e_j(y)} dt \right|^2 dV_g(y) \leq C (\log \lambda)^{-1},$$

By orthogonality, if $\chi(\tau) = |\rho(\tau)|^2$, this is equivalent to showing that

$$(2.13) \quad \left| \iint e^{i\nu(s-t)} \sum_j \chi(T(\lambda_j - \lambda)) B_i e_j(\gamma(t)) \overline{B_i e_j(\gamma(s))} dt ds \right| \leq C (\log \lambda)^{-1}.$$

By Fourier inversion,

$$\begin{aligned} \sum_j \chi(T(\lambda_j - \lambda)) B_i e_j(x) \overline{B_i e_j(y)} &= \frac{1}{2\pi T} \sum_j \int \hat{\chi}(\tau/T) e^{-i\tau\lambda} e^{i\tau\lambda_j} B_i e_j(x) \overline{B_i e_j(y)} d\tau \\ &= \frac{1}{2\pi T} \int \hat{\chi}(\tau/T) e^{-i\tau\lambda} (B_i e^{i\tau\sqrt{-\Delta_g}} B_i^*)(x, y) d\tau, \end{aligned}$$

and (2.13) is equivalent to

$$(2.14) \quad \frac{1}{T} \left| \iiint \hat{\chi}(\tau/T) e^{i\nu(s-t)} e^{-i\tau\lambda} (B_i e^{i\tau\sqrt{-\Delta_g}} B_i^*)(\gamma(t), \gamma(s)) ds dt d\tau \right| \leq C (\log \lambda)^{-1}.$$

We cut the integral into $\beta(\tau)$ and $(1 - \beta(\tau))$ components where, as before, $\beta \in \mathbb{C}_0^\infty(\mathbb{R}, [0, 1])$ is a bump function with $\beta(\tau) = 1$ for $|\tau| \leq 1$ and $\beta(\tau) = 0$ for $|\tau| \geq 2$. We bound the $\beta(\tau)$ component first.

Proposition 2.1.

$$(2.15) \quad \frac{1}{T} \left| \iiint \beta(\tau) \hat{\chi}(\tau/T) e^{i\nu(s-t)} e^{-i\tau\lambda} (B_i e^{i\tau\sqrt{-\Delta_g}} B_i^*)(\gamma(t), \gamma(s)) ds dt d\tau \right| \leq CT^{-1}.$$

for $i = -1, 0, 1$.

The proof of Proposition 2.1 is quite standard yet a bit involved. We will give a detailed proof in the next section with the help of a stationary phase lemma from [Hör90].

What remains is to show

$$(2.16) \quad \frac{1}{T} \left| \iiint (1 - \beta(\tau)) \hat{\chi}(\tau/T) e^{i\nu(s-t)} e^{-i\tau\lambda} (B_i e^{i\tau\sqrt{-\Delta_g}} B_i^*)(\gamma(t), \gamma(s)) ds dt d\tau \right| \leq C(\log \lambda)^{-1}.$$

To deal with (2.16), we lift to the universal cover. Before this, however, we want to replace the operator $e^{i\tau\sqrt{-\Delta_g}}$ with $\cos(\tau\sqrt{-\Delta_g})$ so we can make use of Huygen's principle. By Euler's formula,

$$e^{i\tau\sqrt{-\Delta_g}} = 2 \cos(\tau\sqrt{-\Delta_g}) - e^{-i\tau\sqrt{-\Delta_g}},$$

and so the integral in (2.16) is

$$\begin{aligned} & \frac{2}{T} \iiint (1 - \beta(\tau)) \hat{\chi}(\tau/T) e^{i\nu(s-t)} e^{-i\tau\lambda} (B_i \cos(\tau\sqrt{-\Delta_g}) B_i^*)(\gamma(t), \gamma(s)) ds dt d\tau \\ & + \frac{1}{T} \iiint (1 - \beta(\tau)) \hat{\chi}(\tau/T) e^{i\nu(s-t)} e^{-i\tau\lambda} (B_i e^{-i\tau\sqrt{-\Delta_g}} B_i^*)(\gamma(t), \gamma(s)) ds dt d\tau. \end{aligned}$$

By reversing our reduction, the second line is

$$(2.17) \quad \frac{1}{T} \sum_j X_T(-(\lambda_j + \lambda)) \left| \int e^{-i\nu t} B_i e_j(\gamma(t)) dt \right|^2$$

where $\hat{X}_T(\tau) = (1 - \beta(\tau)) \hat{\chi}(\tau/T)$. We claim (2.17) is $O(\lambda^{-N})$ uniformly for $T \geq 1$ for each $N = 1, 2, \dots$. Indeed, (2.9) and the general sup-norm estimates

$$\|e_j\|_{L^\infty(M)} \leq C\lambda_j^{1/2}$$

(see for example [Sog17]) imply the integral in (2.17) is bounded by $C\lambda_j^{1/2}\lambda^2$. The $O(\lambda^{-N})$ bound follows since $X_T(-(\lambda_j + \lambda))$ is rapidly decaying in $\lambda_j + \lambda$. It now suffices to show

$$(2.18) \quad \frac{1}{T} \left| \iiint (1 - \beta(\tau)) \hat{\chi}(\tau/T) e^{i\nu(s-t)} e^{-i\tau\lambda} (B_i \cos(\tau\sqrt{-\Delta_g}) B_i^*)(\gamma(t), \gamma(s)) ds dt d\tau \right| \leq C(\log \lambda)^{-1}.$$

Here $(\cos \tau\sqrt{-\Delta_g})(x, y)$ is the wave kernel for the map

$$C^\infty(M) \ni f \rightarrow u \in C^\infty(\mathbb{R} \times M)$$

solving the Cauchy problem with initial data $(f, 0)$, i.e.,

$$(2.19) \quad (\partial_\tau^2 - \Delta_g)u = 0, \quad u(0, \cdot) = f, \quad \partial_\tau u(0, \cdot) = 0.$$

To be able to compute the integral in (2.18) we need to relate the wave kernel on M to the corresponding wave kernel on the universal cover of M . By the Cartan-Hadamard Theorem (see e.g. [dC92, Chapter 7]), we can lift the calculations up to the universal cover $(\mathbb{R}^2, \tilde{g})$ of (M, g) .

Let Γ denote the group of deck transformations preserving the associated covering map $\mathbb{R}^2 \rightarrow M$ coming from the exponential map about the point $\gamma(0)$. The

metric \tilde{g} is the pullback of g via the covering map. We shall measure the distances in $(\mathbb{R}^2, \tilde{g})$ using its Riemannian distance function $d_{\tilde{g}}(\cdot, \cdot)$. We choose a Dirichlet fundamental domain, $D \simeq M$, centered at the lift $\tilde{\gamma}(0)$ of $\gamma(0)$, which has the property that \mathbb{R}^2 is the disjoint union of the $\alpha(D)$ as α ranges over Γ and $\{\tilde{y} \in \mathbb{R}^2 : d_{\tilde{g}}(0, \tilde{y}) < 10\} \subset D$ since we are assuming that $\text{Inj } M \geq 10$. It then follows that we can identify every point $x \in M$ with the unique point $\tilde{x} \in D$ having the property that $\tilde{x} \mapsto x$ through the covering map. Let also $\{\tilde{\gamma}(t) \in \mathbb{R}^2 : |t| \leq \frac{1}{2}\}$ similarly denote the set of points in D corresponding to our segment γ in M . Derivatives of γ correspond to push-forwards of the corresponding derivatives of $\tilde{\gamma}$ through the covering map. In particular, $\tilde{\gamma}$ is a unit-speed curve with the same geodesic curvature as γ . Moreover, if $p \in M$ and $v \in S_p M$, and \tilde{p} and \tilde{v} are their respective lifts to D and $T_{\tilde{p}} D$, then $\tilde{\mathbf{k}}_{\tilde{p}}(\tilde{v})$ as defined on the universal cover coincides with $\mathbf{k}_p(v)$. Hence, the hypotheses (2.2) and (2.3) correspond exactly to

$$\left| \left\langle \frac{D}{dt} \tilde{\gamma}', \tilde{\gamma}'^\perp \right\rangle + \sqrt{1 - \epsilon^2} \tilde{\mathbf{k}}_{\tilde{\gamma}}(\tilde{\gamma}'^\perp) \right| \geq \delta, \quad \text{and}$$

$$\left| \left\langle \frac{D}{dt} \tilde{\gamma}', \tilde{\gamma}'^\perp \right\rangle - \sqrt{1 - \epsilon^2} \tilde{\mathbf{k}}_{\tilde{\gamma}}(-\tilde{\gamma}'^\perp) \right| \geq \delta.$$

Finally, if $\Delta_{\tilde{g}}$ denotes the Laplace-Beltrami operator associated to \tilde{g} , then, since solutions of the Cauchy problem (2.19) for (M, g) correspond exactly to Γ -invariant solutions of the corresponding Cauchy problem associated to the lifted wave operator $\partial_t^2 - \Delta_{\tilde{g}}$, we have the following Poisson formula relating the wave kernel on (M, g) to the one for the universal cover $(\mathbb{R}^2, \tilde{g})$:

$$(2.20) \quad (\cos \tau \sqrt{-\Delta_g})(x, y) = \sum_{\alpha \in \Gamma} (\cos \tau \sqrt{-\Delta_{\tilde{g}}})(\tilde{x}, \alpha(\tilde{y})).$$

Then,

$$\begin{aligned} & B_i \cos(\tau \sqrt{-\Delta_g}) B_i^*(x, y) \\ &= \frac{1}{(2\pi)^4} \iiint\!\!\!\int e^{i(x-w, \eta)} B_i(x, w, \eta) \cos(\tau \sqrt{-\Delta_g})(w, z) e^{i(z-y, \zeta)} \overline{B_i(z, y, \zeta)} \\ & \hspace{25em} dw \, dz \, d\eta \, d\zeta \\ &= \frac{1}{(2\pi)^4} \sum_{\alpha \in \Gamma} \iiint\!\!\!\int e^{i(\tilde{x}-\tilde{w}, \eta)} \tilde{B}_i(\tilde{x}, \tilde{w}, \eta) \cos(\tau \sqrt{-\Delta_{\tilde{g}}})(\tilde{w}, \alpha(\tilde{z})) e^{i(\tilde{z}-\tilde{y}, \zeta)} \overline{\tilde{B}_i(\tilde{z}, \tilde{y}, \zeta)} \\ & \hspace{25em} d\tilde{w} \, d\tilde{z} \, d\eta \, d\zeta \end{aligned}$$

where

$$\tilde{B}_i(\tilde{x}, \tilde{y}, \xi) = \begin{cases} B_i(x, y, \xi), & \text{if } \tilde{x}, \tilde{y} \in D, \\ 0, & \text{otherwise,} \end{cases}$$

whereafter we write

$$B_i \cos(\tau \sqrt{-\Delta_g}) B_i^*(x, y) = \sum_{\alpha \in \Gamma} \tilde{B}_i \cos(\tau, \sqrt{-\Delta_{\tilde{g}}}) \tilde{B}_{i, \alpha}^*(\tilde{x}, \tilde{y}),$$

where, in terms of the kernel,

$$\tilde{B}_{i, \alpha}(\tilde{x}, \tilde{y}) = \tilde{B}_i(\alpha^{-1}(\tilde{x}), \tilde{y}).$$

(2.18) will follow from

$$(2.21) \quad \frac{1}{T} \sum_{\alpha \in \Gamma} \left| \iint e^{i\nu(s-t)} K_{i,\alpha}(T, \lambda; \tilde{\gamma}(t), \tilde{\gamma}(s)) ds dt \right| \leq C(\log \lambda)^{-1}$$

where

$$(2.22) \quad K_{i,\alpha}(T, \lambda; x, y) = \int (1 - \beta(\tau)) \hat{\chi}(\tau/T) e^{-i\tau\lambda} \tilde{B}_i \cos(\tau\sqrt{-\Delta_{\tilde{g}}}) \tilde{B}_{i,\alpha}^*(x, y) d\tau.$$

The bound (2.21), and hence Theorem 1.7, follows from the propositions below and (2.5) for some sufficiently small c . The first proposition treats the identity term in the sum for $i = -1, 0$, and 1 .

Proposition 2.2. *If $\alpha = I$, the identity deck transformation, we have*

$$(2.23) \quad \frac{1}{T} \left| \iint e^{i\nu(s-t)} K_{i,\alpha}(T, \lambda; \tilde{\gamma}(t), \tilde{\gamma}(s)) ds dt \right| \leq CT^{-1}.$$

for $i = -1, 0, 1$.

The next proposition treats the remaining terms for the $i = 0$ case.

Proposition 2.3.

$$(2.24) \quad \frac{1}{T} \sum_{\alpha \in \Gamma \setminus \{I\}} \left| \iint e^{i\nu(s-t)} K_{0,\alpha}(T, \lambda; \tilde{\gamma}(t), \tilde{\gamma}(s)) ds dt \right| \leq Ce^{C'T} \lambda^{-1/2}.$$

Fix a constant $R \gg 1$ to be determined later and which is independent of T , λ , γ and ν subject to the hypotheses of Theorem 1.7. We set

$$(2.25) \quad A = \{\alpha \in \Gamma : d_{\tilde{g}}(\tilde{\gamma}, \alpha(\tilde{\gamma})) \leq R\}.$$

and treat the contributions of $A \setminus \{I\}$ and $\Gamma \setminus A$ to the sum in (2.21) separately.

Proposition 2.4.

$$(2.26) \quad \frac{1}{T} \sum_{\alpha \in A \setminus \{I\}} \left| \iint e^{i\nu(s-t)} K_{i,\alpha}(T, \lambda; \tilde{\gamma}(t), \tilde{\gamma}(s)) ds dt \right| \leq CT^{-1}$$

for $i = -1, 1$.

Proposition 2.5.

$$(2.27) \quad \frac{1}{T} \sum_{\alpha \in \Gamma \setminus A} \left| \iint e^{i\nu(s-t)} K_{i,\alpha}(T, \lambda; \tilde{\gamma}(t), \tilde{\gamma}(s)) ds dt \right| \leq Ce^{C'T} \lambda^{-1/2}.$$

for $i = -1, 1$.

As argued, Theorem 1.7 follows from Propositions 2.1 through 2.5.

3. STATIONARY PHASE TOOL AND PROOF OF PROPOSITION 2.1

We will be dealing with oscillatory integrals with up to eight variables of integration, so it will be convenient to be able to use the method of stationary phase in stages to avoid having to work with excessively large matrices. To this end, we use [Hör90, Theorem 7.7.6], summarized below for convenience.

Let $\phi(x, y)$ be a smooth phase function on $\mathbb{R}^m \times \mathbb{R}^n$ with

$$\nabla_y \phi(0, 0) = 0 \quad \text{and} \quad \det \nabla_y^2 \phi(0, 0) \neq 0,$$

and let $a(\lambda; x, y)$ be a smooth amplitude with small, adjustable support satisfying

$$|\partial_\lambda^j \partial_x^\alpha \partial_y^\beta a(\lambda; x, y)| \leq C_{j,\alpha,\beta} \lambda^{-j} \quad \text{for } \lambda \geq 1$$

for $j = 0, 1, 2, \dots$ and multiindices α and β . $\nabla_y^2 \phi \neq 0$ on a neighborhood of 0 by continuity. There exists locally a smooth map $x \mapsto y(x)$ whose graph in $\mathbb{R}^m \times \mathbb{R}^n$ contains all points in a neighborhood of 0 such that $\nabla_y \phi = 0$, by the implicit function theorem. Let σ denote the signature of $\nabla_y^2 \phi$. By continuity, σ is constant on a neighborhood of 0. We adjust the support of a to lie in the intersection of these neighborhoods.

Lemma 3.1 ([Hör90]). *Let*

$$I(\lambda; x) = \int_{\mathbb{R}^n} e^{i\lambda\phi(x,y)} a(\lambda; x, y) dy$$

with ϕ and a as above. Then for any fixed positive integer N , there exists $R_N(\lambda; x)$ such that

$$I(\lambda; x) = (\lambda/2\pi)^{-n/2} |\det \nabla_y^2 \phi(x, y(x))|^{-1/2} e^{\pi i \sigma / 4} e^{i\lambda\phi(x, y(x))} a(\lambda; x, y(x)) \\ + \lambda^{-n/2-1} e^{i\lambda\phi(x, y(x))} R_N(\lambda; x) + O(\lambda^{-N})$$

where R_N has compact support and satisfies

$$|\partial_\lambda^j \partial_x^\alpha R(\lambda; x)| \leq C_{j,\alpha} \lambda^{-j} \quad \text{for } \lambda \geq 1,$$

and where the $O(\lambda^{-N})$ term is uniform in x .

Inspection of the proof of [Hör90, Theorem 7.7.6] shows that all the bounds, constants, supports, and neighborhoods in Lemma 3.1 are uniform and only depend on finitely many derivatives of a and ϕ . Now we are ready to prove Proposition 2.1.

Proof of Proposition 2.1. For the sake of simplicity, we shall only give the proof for the case when $i = 0$, the other two cases follow from the same proof. By the Hörmander's parametrix for the half-wave operator, (see [Sog17, Chap. 4]), we can write

$$e^{i\tau\sqrt{-\Delta_g}}(x, y) = \frac{1}{(2\pi)^n} \int_{\mathbb{R}^n} e^{i(\varphi(x,y,\xi) + \tau p(y,\xi))} q(\tau, x, y, \xi) d\xi$$

modulo a smooth kernel, where $p(y, \xi)$ is the principal symbol of $\sqrt{-\Delta_g}$, and where $\varphi \in C^\infty(\mathbb{R}^n \setminus \{0\})$ is homogeneous of degree 1 in ξ and satisfies

$$(3.1) \quad |\partial_\xi^\alpha (\varphi(x, y, \xi) - \langle x - y, \xi \rangle)| \leq C_\alpha |x - y|^2 |\xi|^{1-|\alpha|}$$

for multiindices $\alpha \geq 0$ and for x and y sufficiently close. Moreover, q satisfies bounds

$$(3.2) \quad |\partial_\xi^\alpha \partial_{\tau,x,y}^\beta q(\tau, x, y, \xi)| \leq C_{\alpha,\beta} (1 + |\xi|)^{-|\alpha|},$$

and where for $\tau \in \text{supp } \beta$, q is supported on a small neighborhood of $x = y$. Hence, the main term of (2.15) is

$$(3.3) \quad \frac{1}{T} \iint K(T, \lambda; \gamma(s), \gamma(t)) e^{i\nu(s-t)} ds dt,$$

if the kernel is the following

$$K(T, \lambda; x, y) = \int \dots \int e^{i(\varphi(w,z,\xi) + \langle x-w, \eta \rangle + \langle z-y, \zeta \rangle + \tau(p(z,\xi) - \lambda))} \\ a(T, \lambda; \tau, x, y, \xi, w, z, \eta, \zeta) dw dz d\xi d\eta d\zeta d\tau,$$

where the amplitude is given by

$$a(T, \lambda; \tau, x, y, \xi, w, z, \eta, \zeta) = \beta(\tau) \hat{\chi}(\tau/T) B_0(x, w, \eta) q(\tau, w, z, \xi) \overline{B_0(y, z, \zeta)},$$

and satisfies

$$(3.4) \quad |\partial_\xi^{\alpha_1} \partial_\eta^{\alpha_2} \partial_\zeta^{\alpha_3} \partial_{\tau, x, y, w, z}^\beta a| \leq C_{\alpha, \beta} (1 + |\xi|)^{-|\alpha_1|} (1 + |\eta|)^{-|\alpha_2|} (1 + |\zeta|)^{-|\alpha_3|}$$

It suffices to show that

$$(3.5) \quad \left| \iint K(T, \lambda; \gamma(s), \gamma(t)) e^{i\nu(s-t)} ds dt \right| \leq C.$$

After a change of coordinates sending $(\xi, \eta, \zeta) \mapsto (\lambda\xi, \lambda\eta, \lambda\zeta)$, we have

$$K(T, \lambda; x, y) = \lambda^6 \int \dots \int e^{i\lambda\Phi(\tau, x, y, \xi, w, z, \eta, \zeta)} a(T, \lambda; \tau, x, y, \lambda\xi, w, z, \lambda\eta, \lambda\zeta) dw dz d\xi d\eta d\zeta d\tau,$$

After fixing τ, x, y, ξ , the phase function

$$\Phi(\tau, x, y, \xi, w, z, \eta, \zeta) = \varphi(w, z, \xi) + \langle x - w, \eta \rangle + \langle z - y, \zeta \rangle + \tau(p(z, \xi) - 1)$$

has a unique critical point in the four variables (w, z, η, ζ) at

$$(w, z, \eta, \zeta) = (x, y, \nabla_x \varphi(x, y, \xi), -\nabla_y \varphi(x, y, \xi) + \tau \nabla_y p(y, \xi)).$$

It is easy to see that at this critical point, the Hessian of Φ is

$$\nabla_{w, z, \eta, \zeta}^2 \Phi = \begin{bmatrix} * & * & -I & 0 \\ * & * & 0 & I \\ -I & 0 & 0 & 0 \\ 0 & I & 0 & 0 \end{bmatrix},$$

which has determinant -1 and signature 0 . Then by Lemma 3.1, we see that

$$K(T, \lambda; x, y) = \lambda^2 \iint \tilde{a}(T, \lambda; \tau, x, y, \xi) e^{i\lambda\tilde{\Phi}(\tau, x, y, \xi)} d\tau d\xi,$$

modulo lower order terms. Here

$$\tilde{a}(T, \lambda; \tau, x, y, \xi) = a(T, \lambda; \tau, x, y, \xi, x, y, \nabla_x \varphi(x, y, \xi), -\nabla_y \varphi(x, y, \xi) + \tau \nabla_y p(y, \xi))$$

and

$$\tilde{\Phi}(\tau, x, y, \xi) = \varphi(x, y, \xi) + \tau(p(y, \xi) - 1).$$

Let

$$\Psi(\tau, s, t, \xi) = \tilde{\Phi}(\tau, \gamma(s), \gamma(t), \xi) + \epsilon(s - t),$$

then we can see that the main term of (3.5) is

$$\iiint \tilde{a}(T, \lambda; \tilde{\gamma}(s), \tilde{\gamma}(t)) e^{i\lambda\Psi(\tau, s, t, \xi)} ds dt d\xi d\tau.$$

The gradient of the phase function Ψ is

$$\nabla_{\tau, s, \xi_1, \xi_2} \Psi = \begin{bmatrix} |\xi| - 1 \\ \epsilon + \xi_1 + O(|s - t||\xi|) \\ s - t + O(|s - t|^2) + \tau \partial_{\xi_1} |\xi| \\ \tau \partial_{\xi_2} |\xi| + O(|s - t|^2) \end{bmatrix},$$

with critical points at $(\tau, s, \xi_1, \xi_2) = (0, t, -\epsilon, \pm\sqrt{1-\epsilon^2})$. The Hessian at these critical points is:

$$\nabla_{\tau, s, \xi_1, \xi_2}^2 \Psi = \begin{bmatrix} 0 & 0 & -\epsilon & \pm\sqrt{1-\epsilon^2} \\ 0 & * & 1 & 0 \\ -\epsilon & 1 & 0 & 0 \\ \pm\sqrt{1-\epsilon^2} & 0 & 0 & 0 \end{bmatrix}$$

Since by our assumption, $1-\epsilon \geq \delta$, $\sqrt{1-\epsilon^2}$ is bounded away from zero, this matrix has determinant uniformly bounded away from zero. Then if we invoke the method of stationary phase again, (3.5) follows, finishing the proof of Proposition 2.1. \square

4. KERNEL BOUNDS AND PROOFS OF PROPOSITIONS 2.2 AND 2.3

We shall need an explicit expression for the kernel

$$(4.1) \quad K(T, \lambda; x, y) = \int (1 - \beta(\tau)) \hat{\chi}(\tau/T) e^{i\tau\lambda} (\cos \tau \sqrt{-\Delta})(x, y) d\tau,$$

evaluating at $(x, y) = (\tilde{\gamma}(t), \alpha(\tilde{\gamma}(s)))$. Note that $K_{i,\alpha}$ is the kernel corresponding to \tilde{B}_i -conjugation of K . The following proposition is adapted from [SXZ17, Proposition 5.1] and characterizes the kernel $K(T, \lambda; x, y)$. In what follows, we let Δ_x and Δ_y denote the Laplace-Beltrami operators on \tilde{M} operating in the x and y variables, respectively.

Proposition 4.1 ([SXZ17, Proposition 5.1]). *Let $T = c \log \lambda$. If $d_{\tilde{g}} \geq 1$ and $\lambda \gg 1$, we have*

$$(4.2) \quad K(T, \lambda; x, y) = \lambda^{1/2} \sum_{\pm} a_{\pm}(T, \lambda; x, y) e^{\pm i\lambda d_{\tilde{g}}(x, y)} + R(T, \lambda, x, y),$$

where

$$(4.3) \quad |a_{\pm}(T, \lambda; x, y)| \leq C,$$

and if $\ell, m = 1, 2, 3, \dots$ are fixed

$$(4.4) \quad \Delta_x^{\ell} \Delta_y^m a_{\pm}(T, \lambda; x, y) = O(\exp(C_{\ell, m} d_{\tilde{g}}(x, y)))$$

and

$$(4.5) \quad |R(T, \lambda, x, y)| \leq \lambda^{-5},$$

provided the constant $c > 0$ is sufficiently small. Also, in this case we also have

$$(4.6) \quad K(T, \lambda; x, y) = O(\lambda^{-5}), \quad \text{if } d_{\tilde{g}}(x, y) \leq 1.$$

We remark that the bounds (4.4), (4.5), and (4.6) are stronger than those stated in [SXZ17]. The first follows from the pure derivative bounds

$$\begin{aligned} \Delta_x^{\ell} a_{\pm}(T, \lambda; x, y) &= O(\exp(C_{\ell} d_{\tilde{g}}(x, y))) & \text{and} \\ \Delta_y^m a_{\pm}(T, \lambda; x, y) &= O(\exp(C_m d_{\tilde{g}}(x, y))) \end{aligned}$$

given by [SXZ17, Proposition 5.1] and Proposition 6.1 in the appendix. The latter two follow easily from the proof in [SXZ17] by increasing the number of terms used in the Hadamard parametrix and doing integration by parts a few more times. Now one can easily see that Proposition 2.2 follows directly from (4.6) and the fact that each \tilde{B}_i is bounded on L^{∞} with norm about λ^2 .

Now we can use Lemma 3.1 to compute $K_{i,\alpha}$ for $i = -1, 0, 1$. Indeed, from Proposition 4.1, we see that

$$(4.7) \quad K_{i,\alpha}(T, \lambda; x, y) = \frac{\lambda^{1/2}}{(2\pi)^4} \sum_{\pm} \iiint\!\!\!\int a_{\pm}(T, \lambda; w, z) e^{i(\pm\lambda d_{\bar{g}}(w,z) + \langle x-w, \eta \rangle + \langle \alpha^{-1}(z) - y, \zeta \rangle)} \widetilde{B}_i(x, w, \eta) \overline{\widetilde{B}_i(\alpha^{-1}(z), y, \zeta)} dw dz d\eta d\zeta + B_i R B_i^*(T, \lambda; x, y).$$

Here, the $B_i R B_i^*$ term maps $L^\infty \rightarrow L^\infty$ with norm $O(\lambda^{-1})$ thanks to (4.5) and (2.9). It suffices to compute the first term.

After a change of variables sending $\eta \mapsto \lambda\eta$ and $\zeta \mapsto \lambda\zeta$, we can see that the main term above is

$$\lambda^{9/2} \iiint\!\!\!\int a(T, \lambda; x, y, w, z, \eta, \zeta) e^{i\lambda\Phi(x, y, w, z, \eta, \zeta)} dw dz d\eta d\zeta$$

where

$$\Phi(x, y, w, z, \eta, \zeta) = \pm d_{\bar{g}}(w, z) + \langle x - w, \eta \rangle + \langle \alpha^{-1}(z) - y, \zeta \rangle$$

and

$$a(T, \lambda; x, y, w, z, \eta, \zeta) = a_{\pm}(T, \lambda; w, z) \widetilde{B}_i(x, w, \lambda\eta) \overline{\widetilde{B}_i(\alpha^{-1}(z), y, \lambda\zeta)}.$$

Let us first look at the gradient of the phase function Φ in all variables (w, z, η, ζ) ,

$$\nabla_{w, z, \eta, \zeta} \Phi = \begin{bmatrix} -\eta \pm \nabla_w d_{\bar{g}}(w, z) \\ \zeta \pm \nabla_z d_{\bar{g}}(w, z) \\ x - w \\ \alpha^{-1}(z) - y \end{bmatrix},$$

which has a unique critical point at $(w, z, \eta, \zeta) = (x, \alpha(y), \pm \nabla_x d_{\bar{g}}(x, \alpha(y)), \mp \nabla_y d_{\bar{g}}(x, \alpha(y)))$.

In particular, if σ is the unit-speed geodesic connecting the two points x and $\alpha(y)$, with $\sigma(0) = x$ and $\sigma(d_{\bar{g}}(x, \alpha(y))) = \alpha(y)$, the critical point is $(x, y, \pm \sigma'(0), \pm \alpha_* \sigma'(d_{\bar{g}}(x, \alpha(y))))$, where α_* is the map induced on the cotangent bundle by α . The Hessian matrix of Φ is

$$\nabla_{w, z, \eta, \zeta}^2 \Phi = \begin{bmatrix} * & * & -I & 0 \\ * & * & 0 & I \\ -I & 0 & 0 & 0 \\ 0 & I & 0 & 0 \end{bmatrix},$$

which has full rank. This matrix has signature 0 and determinant -1 so by Lemma 3.1, modulo a $O(e^{Cd_{\bar{g}}(x, \alpha(y))} \lambda^{-1/2})$ error, (4.7) is equal to

$$(4.8) \quad \lambda^{1/2} \sum_{\pm} a_{\pm}(T, \lambda; x, \alpha(y)) [b_*(x)]^2 [b_*(y)]^2 B_i(\mp \sigma'(0)) B_i(\mp \alpha_* \sigma'(d_{\bar{g}}(x, \alpha(y)))) e^{\pm i\lambda d_{\bar{g}}(x, \alpha(y))}.$$

Now we are ready to prove Propositions 2.2 and 2.3. By (4.6) and the same argument as before, $K_{i,\alpha}(T, \lambda; x, y) = O(\lambda^{-1})$ for $d_{\bar{g}}(x, y) \leq 1$, whence follows Proposition 2.2. We prove Proposition 2.3 below.

Proof of Proposition 2.3. Notice that by Huygen's Principle, the number of nonzero summands in (2.24) is at most exponential in T , and thus to prove Proposition 2.3,

it suffices to show that for each $\alpha \neq I$, there exists a constant C independent of α , such that

$$(4.9) \quad \left| \iint e^{i\nu(s-t)} \tilde{K}_{0,\alpha}(T, \lambda; \tilde{\gamma}(t), \tilde{\gamma}(s)) ds dt \right| \leq C e^{CT} \lambda^{-1/2}.$$

In fact, by (4.8), the left hand side of (4.9) is equal to

$$(4.10) \quad \iint \lambda^{1/2} \sum_{\pm} a_{\pm}(T, \lambda; \tilde{\gamma}(t), \alpha(\tilde{\gamma}(s))) [b(t)]^2 [b(s)]^2 B_i(\mp \sigma'(0)) \\ B_i(\mp \alpha_* \sigma'(r_{\alpha}(t, s))) e^{i\lambda(\epsilon(s-t) \pm r_{\alpha}(t, s))} ds dt,$$

where we have set $r_{\alpha}(t, s) = d_{\tilde{g}}(\tilde{\gamma}(t), \alpha(\tilde{\gamma}(s)))$ and where σ is the unit-speed geodesic connecting the two points $\tilde{\gamma}(t)$ and $\alpha(\tilde{\gamma}(s))$. The key observation here is that the phase function $\epsilon(s-t) \pm r_{\alpha}(t, s)$ has no critical point in the support of the integrand. In fact, the (t, s) gradient of this phase function is

$$(-\epsilon \pm \partial_t r_{\alpha}(t, s), \epsilon \pm \partial_s r_{\alpha}(t, s)),$$

which vanishes only if the angle made by the geodesic σ and $\tilde{\gamma}$ has cosine value to be equal to $\mp \epsilon$, and at the same time the angle made by σ and $\alpha(\tilde{\gamma})$ has cosine value equal to $\pm \epsilon$. Since $|\epsilon| \leq 1 - \delta$ is uniformly bounded away from 1, at a critical point of the phase these two angles will be uniformly bounded away from 0 and π independent of the choice of α . However, neither of these can happen in the support of a_{\pm} , due to our choice of the phase support of B_0 , see Figure 2. Thus, we have an absolute lower bound for the gradient of the phase function which is uniform in α . Now we can use (4.4) to integrate by parts in s to get (4.9), finishing the proof of Proposition 2.3. \square

5. PHASE FUNCTION BOUNDS AND PROOFS OF PROPOSITIONS 2.4 AND 2.5

By (4.8), we write

$$(5.1) \quad \iint e^{i\nu(s-t)} K_{i,\alpha}(T, \lambda; \tilde{\gamma}(t), \tilde{\gamma}(s)) ds dt \\ = \lambda^{1/2} \sum_{\pm} \iint a_{\pm}(T, \lambda, \alpha; t, s) e^{i\pm \lambda \phi_{\alpha}(t, s)} ds dt + O(e^{CT} \lambda^{-1/2})$$

with phase function³

$$\phi_{\alpha}(t, s) = \epsilon(t - s) + r_{\alpha}(t, s)$$

and amplitude

$$a_{\pm}(T, \lambda, \alpha; t, s) = a_{\pm}(T, \lambda; \tilde{\gamma}(t), \alpha(\tilde{\gamma}(s))) [b(s)]^2 [b(t)]^2 B_i(\mp \sigma'(0)) B_i(\mp \alpha_* \sigma'(r_{\alpha}))$$

where $r_{\alpha}(t, s) = d_{\tilde{g}}(\tilde{\gamma}(t), \alpha(\tilde{\gamma}(s)))$, σ is the geodesic adjoining $\tilde{\gamma}(t)$ and $\alpha(\tilde{\gamma}(s))$ as before, and where by (4.4) the amplitude satisfies

$$(5.2) \quad |\partial_t^j \partial_s^k a_{\pm}(T, \lambda, \alpha; t, s)| = O(e^{C_{j,k} r_{\alpha}}).$$

Notice that we can control the support of the amplitude by controlling the support of b .

³Strictly speaking, this should be $\pm \epsilon(t - s) + r_{\alpha}(t, s)$, however, our ϵ is allowed to be negative, so we omit the \pm sign for simplicity.

In what follows, we will only consider the case where $i = +1$. The arguments for when $i = -1$ are similar. Fix a unit normal vector field $v(t) = (0, 1)$ in our Fermi coordinates along $\tilde{\gamma}(t)$. Then, $B_1(\xi)$ is supported in the region $\langle v, \xi \rangle \geq \frac{\delta}{4}|\xi|$. Hence the amplitude is supported only for those t and s for which

$$(5.3) \quad \begin{aligned} \langle \mp \sigma'(0), v(t) \rangle &\geq \delta/4 \quad \text{and} \\ \langle \mp \alpha_* \sigma'(r_\alpha(t, s)), v(s) \rangle &\geq \delta/4, \end{aligned}$$

where the signs \pm must match. We will use the methods of stationary and nonstationary phase to provide the desired bounds on the right side of (5.1), so we need some information about the first and second derivatives of ϕ_α .

Firstly, the (t, s) gradient of the phase function is

$$\nabla_{t,s} \phi_\alpha(t, s) = \begin{bmatrix} \epsilon + \partial_t r_\alpha(t, s) \\ -\epsilon + \partial_s r_\alpha(t, s) \end{bmatrix}.$$

Note ϕ_α has a critical point wherever the geodesic σ is incident to both $\tilde{\gamma}$ and $\alpha(\tilde{\gamma})$ at an angle with cosine value ϵ . From [Wym17a] we have the computation

$$(5.4) \quad \partial_s^2 \phi_\alpha(t, s) = \cos(\theta)(\pm \kappa_{\tilde{\gamma}}(s) + \cos(\theta) \kappa_{S(\tilde{\gamma}, r)}(s))$$

where $\kappa_{S(\tilde{\gamma}, r_\alpha)}(s)$ denotes the geodesic curvature at $\alpha(\tilde{\gamma}(s))$ of the circle centered at $\tilde{\gamma}(t)$ with radius $r_\alpha(t, s)$, and θ is the angle this circle makes with $\alpha(\tilde{\gamma})$ (see Figure 3). The sign of \pm agrees with that of $\langle \sigma'(r_\alpha(t, s)), \frac{D}{ds} \alpha(\tilde{\gamma}(s)) \rangle$, i.e. positive if σ' agrees with the direction of curvature of $\alpha(\tilde{\gamma})$ and negative otherwise. A similar formula

$$(5.5) \quad \partial_t^2 \phi_\alpha(t, s) = \cos(\theta')(\mp \kappa_{\tilde{\gamma}}(t) + \cos(\theta') \kappa_{S(\alpha(\tilde{\gamma}), r_\alpha)}(t))$$

holds for the second derivative in t , where θ' is the angle the circle centered at $\alpha(\tilde{\gamma}(s))$ makes with $\tilde{\gamma}$ at $\tilde{\gamma}(t)$, and where the sign \mp *disagrees* with the sign of $\langle \sigma'(0), \frac{D}{dt} \tilde{\gamma}(t) \rangle$. We are now in a position to prove Proposition 2.4.

Proof of Proposition 2.4. Since the number of terms $\alpha \in A \setminus I$ is fixed and finite, it suffices to show

$$\frac{\lambda^{1/2}}{T} \left| \iint a_\pm(T, \lambda, \alpha; t, s) e^{\pm i \lambda \phi_\alpha(t, s)} dt ds \right| \leq C_\alpha T^{-1}$$

for each such α , where the constant C_α is allowed to depend on α . We claim that the union of open neighborhoods

$$\{(t, s) : \nabla_{t,s} \phi_\alpha(t, s) \neq 0\} \cup \{(t, s) : \partial_s^2 \phi_\alpha(t, s) \neq 0\} \cup \{(t, s) : \partial_t^2 \phi_\alpha(t, s) \neq 0\}$$

covers the diagonal $t = s$ of the support of a_\pm . We then restrict the support of a_\pm so that it lies entirely within one of these open neighborhoods. The desired bound is obtained by nonstationary phase, in the first case, or by stationary phase (e.g. by [Sog17, Corollary 1.1.8]) in the appropriate variable.

Suppose (t, s) is in the diagonal of $\text{supp } a_\pm$ and that $\nabla_{t,s} \phi_\alpha(t, s) = 0$ and $\partial_s^2 \phi_\alpha(t, s) = 0$. Then the geodesic σ adjoining $\tilde{\gamma}(t)$ to $\alpha(\tilde{\gamma}(s))$ is incident to both $\tilde{\gamma}$ and $\alpha(\tilde{\gamma})$ at an angle with cosine value ϵ . Moreover, $\cos(\theta) = \sqrt{1 - \epsilon^2}$ since the geodesic σ and the circle $S(\tilde{\gamma}, r_\alpha)$ intersect $\alpha(\tilde{\gamma})$ at complementary angles. By (5.4),

$$0 = \pm \kappa_{\tilde{\gamma}}(s) + \sqrt{1 - \epsilon^2} \kappa_{S(\tilde{\gamma}, r_\alpha)}(s).$$

Note this situation requires the sign \pm to be negative, so that σ' points in a direction contrary to the direction of the curvature of $\alpha(\tilde{\gamma})$. Since $s = t$ and $(t, s) \in \text{supp } a_\pm$,

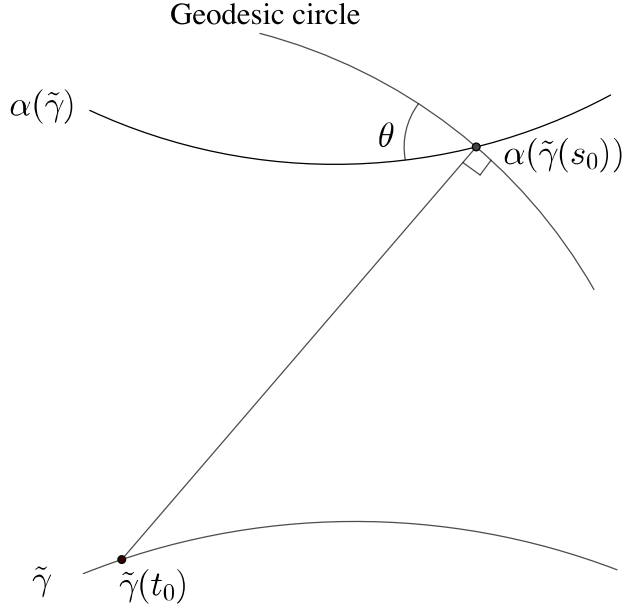


FIGURE 3.

σ' must also point in a direction contrary to that of the curvature of $\tilde{\gamma}$ (see (5.3)). Therefore the sign in (5.5) is positive and

$$\partial_t^2 \phi_\alpha(t, s) = \sqrt{1 - \epsilon^2} \left(\kappa_{\tilde{\gamma}}(t) + \sqrt{1 - \epsilon^2} \kappa_{S(\alpha(\tilde{\gamma}), r_\alpha)}(t) \right) > 0$$

as desired. \square

Proposition 2.5 requires us obtain some uniform bounds on (5.1), so we will need some uniform bounds on the second derivatives of ϕ_α . The bounds which follow are largely adapted from the corresponding bounds in [Wym17a]. We begin with the mixed derivative.

Lemma 5.1 ([Wym17a, Lemma 3.1]). *We have absolute bounds*

$$|\partial_s \partial_t \phi_\alpha(t, s)| \leq 2/r_\alpha(t, s).$$

To bound the pure derivatives (5.4) and (5.5), we need to be able to describe the behavior of the curvature of circles of large radius. For this we have the following lemma.

Lemma 5.2 ([Wym17a, Lemma 4.1]). *Using the notation above, we have absolute bounds⁴*

$$0 < \kappa_{S(\tilde{\gamma}, r_\alpha)}(s) - \mathbf{k}(\sigma'(r_\alpha(t, s))) < 1/r_\alpha(t, s).$$

Our final geometric lemma provides bounds on the pure second derivatives of ϕ_α and is adapted from [Wym17a, Lemma 4.2].

Lemma 5.3. *Suppose*

$$|\pm \kappa_{\tilde{\gamma}}(s) - \sqrt{1 - \epsilon^2} \kappa_{S(\tilde{\gamma}, r_\alpha)}(s)| > \epsilon_0 \quad \text{for all } t, s \in \mathcal{I}$$

⁴Note while this lemma is stated for circles with centers along $\tilde{\gamma}$, it holds for circles in general.

for some $0 < \varepsilon_0 \ll \delta$. Here, as before, the \pm sign matches that of $\langle \sigma'(r_\alpha(t, s)), \frac{D}{ds} \alpha(\tilde{\gamma}(s)) \rangle$. Then there exist positive constants c_0 and $\eta < \delta$ independent of α such that if the diameter of \mathcal{I} is less than c_0 , and $\partial_s \phi_\alpha$ is nonvanishing on $\mathcal{I} \times \mathcal{I}$, then

$$|\partial_s \phi_\alpha(t, s)| \geq \eta \quad \text{for } t, s \in \text{supp } b.$$

On the other hand if $\partial_s \phi_\alpha(t_0, s_0) = 0$ for some $s_0, t_0 \in \mathcal{I}$, then

$$|\partial_s^2 \phi_\alpha(t, s)| \geq \sqrt{\delta} \varepsilon_0 / 2 \quad \text{for } t, s \in \mathcal{I}.$$

This result holds similarly for derivatives in t .

Proof. The curvature of any geodesic circle in $(\mathbb{R}^2, \tilde{g})$ with radius at least 1 is bounded uniformly by Lemma 5.2 and the fact that \mathbf{k} is bounded (\mathbf{k} is continuous on M). Hence, we select a global constant C so that

$$\sup_{s \in \mathcal{I}} \kappa_{\tilde{\gamma}}(s) + \sup_{t, s \in \mathcal{I}} \kappa_{S(\tilde{\gamma}, r_\alpha)}(s) \leq C \quad \text{for all } \alpha \neq I$$

where, as before, $\kappa_{S(\tilde{\gamma}, r_\alpha)}(s)$ is the curvature of the geodesic circle at $\alpha(\tilde{\gamma}(s))$, with center at $\tilde{\gamma}(t)$ and radius $r = \phi_\alpha(t, s)$. Set

$$\eta' = \min \left(\frac{1}{10} \delta, \frac{\sqrt{\delta} \varepsilon_0}{4C} \right).$$

We claim that

$$(5.6) \quad |\partial_s^2 \phi_\alpha| \geq \sqrt{\delta} \varepsilon_0 / 2 \quad \text{if} \quad |\partial_s \phi_\alpha| \leq \eta'.$$

To prove this claim, first note that

$$|-\epsilon + \sin(\theta)| = |\partial_s \phi_\alpha(t, s)|,$$

where θ is as in Figure 3, then if $|\partial_s \phi_\alpha(t, s)| \leq \eta'$,

$$|\cos(\theta) - \sqrt{1 - \epsilon^2}| \leq \frac{|\sin^2(\theta) - \epsilon^2|}{\cos(\theta) + \sqrt{1 - \epsilon^2}} \leq \frac{2|\sin(\theta) - \epsilon|}{\sqrt{\delta}} \leq \frac{\varepsilon_0}{2C}$$

Since $\eta' \leq \delta/10$, we have that $\cos(\theta) \geq \sqrt{\delta}$ by default. Hence,

$$\begin{aligned} |\partial_s^2 \phi_\alpha| &\geq \sqrt{\delta} |\pm \kappa_\gamma + \cos \theta \kappa| \\ &= \sqrt{\delta} \left| \pm \kappa_\gamma + \sqrt{1 - \epsilon^2} \kappa - (\sqrt{1 - \epsilon^2} - \cos \theta) \kappa \right| \\ &\geq \sqrt{\delta} \left| \pm \kappa_\gamma + \sqrt{1 - \epsilon^2} \kappa \right| - \sqrt{\delta} |\sqrt{1 - \epsilon^2} - \cos \theta| |\kappa| \\ &\geq \sqrt{\delta} \varepsilon_0 - \sqrt{\delta} \frac{C \varepsilon_0}{2C} \\ &= \frac{\sqrt{\delta} \varepsilon_0}{2}, \end{aligned}$$

proving (5.6).

Now set

$$c_0 = \frac{\eta'}{2\sqrt{2}(1 + C^2)^{1/2}}.$$

By (5.4),

$$|\partial_s^2 \phi_\alpha| \leq C.$$

Moreover by Lemma 5.1, the fact that \mathcal{I} has diameter at most 1, and that the injectivity radius is at least 10, we have

$$|\partial_t \partial_s \phi_\alpha(t, s)| \leq 1.$$

Hence for any (t, s) and (t_0, s_0) in $\mathcal{I} \times \mathcal{I}$,

$$|\partial_s \phi_\alpha(t, s) - \partial_s \phi_\alpha(t_0, s_0)| \leq (1 + C^2)^{1/2} |(t, s) - (t_0, s_0)| \leq \frac{\eta'}{2}$$

since the diameter of $\mathcal{I} \times \mathcal{I}$ is no greater than $\sqrt{2}c_0$. In particular if $\partial_s \phi_\alpha(t_0, s_0) = 0$, then

$$|\partial_s \phi_\alpha(t, s)| \leq \eta'/2 \quad \text{for all } t, s \in \mathcal{I}$$

and so $|\partial_s^2 \phi_\alpha(t, s)| \geq \sqrt{\delta}\varepsilon_0/2$ by our claim (5.6).

Now suppose $|\partial_s \phi_\alpha(t, s)| > 0$ for all $t, s \in \mathcal{I}$. In the case that $|\partial_s \phi_\alpha(t_0, s_0)| \leq \eta'/2$ for some $t_0, s_0 \in \mathcal{I}$, $|\partial_s \phi_\alpha(t, s)| \leq \eta'$ for all $t, s \in \mathcal{I}$, and hence by our claim, $\partial_s \phi_\alpha(t, s)$ is monotonic in s , and so $\partial_s \phi_\alpha$ is smallest near the endpoints of \mathcal{I} . Since $\text{supp } b$ is closed and \mathcal{I} open, the distance $d(\text{supp } b, \mathcal{I}^c)$ from $\text{supp } b$ to the complement of \mathcal{I} is positive. Hence,

$$|\partial_s \phi_\alpha(t, s)| \geq d(\text{supp } b, \mathcal{I}^c) \sqrt{\delta}\varepsilon_0/2 > 0.$$

The proof is complete after setting

$$\eta = \min(\eta'/2, d(\text{supp } b, \mathcal{I}^c) \sqrt{\delta}\varepsilon_0/2).$$

□

Now we are in a position to finish the proof of Proposition 2.5 and hence the proof of our main theorem.

Proof of Proposition 2.5. By our hypothesis (2.2) and (2.3) on the curvature of γ , and since \mathbf{k} is continuous, we restrict the support of b and the interval \mathcal{I} so that

$$(5.7) \quad \inf_{t, s \in \mathcal{I}} \left| \left\langle \frac{D}{dt} \gamma', \gamma'^\perp \right\rangle (t) + \sqrt{1 - \varepsilon^2} \mathbf{k}_\gamma(\gamma'^\perp)(s) \right| \geq 2\varepsilon_0, \quad \text{and}$$

$$\inf_{t, s \in \mathcal{I}} \left| \left\langle \frac{D}{dt} \gamma', \gamma'^\perp \right\rangle (t) - \sqrt{1 - \varepsilon^2} \mathbf{k}_\gamma(-\gamma'^\perp)(s) \right| \geq 2\varepsilon_0.$$

for some small $\varepsilon_0 > 0$. We first require R in (2.25) be at least as large as $16\varepsilon_0^{-1}\delta^{-1/2}$ so that, by Lemma 5.1,

$$(5.8) \quad \sup_{t, s \in \mathcal{I}} |\partial_t \partial_s \phi_\alpha(t, s)| \leq \varepsilon_1/8, \quad \text{if } \alpha \in \Gamma \setminus A, \quad \varepsilon_1 = \varepsilon_0 \sqrt{\delta}.$$

By Lemma 5.2 and our requirement that $R > 16\varepsilon_0^{-1}\delta^{-1/2}$,

$$\sqrt{1 - \varepsilon^2} |\kappa_{S(\tilde{\gamma}, r_\alpha)}(s) - \mathbf{k}(\sigma'(r_\alpha(t, s)))| < \varepsilon_0.$$

Hence, if the \pm sign matches that of $\langle \sigma'(r_\alpha(t, s)), \frac{D}{ds} \alpha(\tilde{\gamma}(s)) \rangle$, it follows from (5.7) that

$$|\pm \kappa_{\tilde{\gamma}}(t) - \sqrt{1 - \varepsilon^2} \kappa_{S(\tilde{\gamma}, r_\alpha)}(s)| > \varepsilon_0, \quad \text{for } t, s \in \mathcal{I}.$$

By proposition 4.1 and Huygens' principle, the number of nonzero summand in (2.27) is $O(e^{CT})$, it suffices to show

$$(5.9) \quad \left| \iint a_\pm(T, \lambda, \alpha; t, s) e^{\pm i \lambda \phi_\alpha(t, s)} dt ds \right| \leq C e^{CT} \lambda^{-1},$$

for all $\alpha \in \Gamma \setminus A$ and C is independent of α .

By a partition of unity, we restrict the diameter of \mathcal{I} to be less than the constant c_0 in Lemma 5.3. If $|\partial_s \phi_\alpha| > 0$ on $\mathcal{I} \times \mathcal{I}$, $|\partial_s \phi_\alpha| \geq \eta$ on $\text{supp } b \times \text{supp } b$ for some $\eta > 0$ independent of α . Then we integrate by parts in s to see that much better bounds are satisfied in this case. We obtain (5.9) similarly if $\partial_t \phi_\alpha$ does not vanish in $\mathcal{I} \times \mathcal{I}$.

What is left is the case that $\nabla \phi_\alpha$ vanishes at exactly one point $(t_0, s_0) \in \mathcal{I} \times \mathcal{I}$. By a translation, we assume without loss of generality that $(t_0, s_0) = (0, 0)$. In this case,

$$(5.10) \quad |\partial_s^2 \phi_\alpha| \geq \varepsilon_1/2 \quad \text{and} \quad |\partial_t^2 \phi_\alpha| \geq \varepsilon_1/2$$

on $\mathcal{I} \times \mathcal{I}$. Together with (5.8), it is easy to see that

$$|\nabla^2 \phi_\alpha(t, s)\xi| \geq \frac{c}{4}|\xi| \quad \text{for all } \xi \in \mathbb{R}^2.$$

Hence by the mean value theorem,

$$|\nabla \phi(t, s)| \geq \frac{c}{4}|(t, s)| \quad \text{for } (t, s) \in \mathcal{I} \times \mathcal{I}.$$

(5.9) then follows by a standard stationary phase argument in both variables s and t . Indeed, we gain a λ^{-1} factor from the stationary phase, and only lose by a factor of e^{CT} thanks to our bounds on the amplitude (5.2). \square

Proof of Corollary 1.9. The collection of circles in M with radii in $[r_1, r_2]$ with $0 < r_1 < r_2 < \infty$ have uniformly bounded derivatives by compactness. Let γ'^\perp denote the unit vector normal to such a circle γ pointing towards its center. Note

$$\left| \left\langle \frac{D}{dt} \gamma', \gamma'^\perp \right\rangle + \sqrt{1 - \varepsilon^2} \mathbf{k}_\gamma(\gamma'^\perp) \right| > 0$$

and by Lemma 5.2,

$$\left| \left\langle \frac{D}{dt} \gamma', \gamma'^\perp \right\rangle - \sqrt{1 - \varepsilon^2} \mathbf{k}_\gamma(-\gamma'^\perp) \right| > 0.$$

Again by compactness, these quantities are uniformly bounded away from 0, say by $\delta > 0$. Hence, $E_\gamma = (-1 + \delta, 1 - \delta)$. The corollary follows from Theorem 1.7. \square

Proof of Corollary 1.10. Let γ be such a curve. As a consequence of the principle of uniform boundedness, every weakly convergent sequence in a Hilbert space is bounded. It suffices to show that any sequence of eigenfunctions with bounded $L^2(\gamma)$ restriction norms converges to 0 weakly in $L^2(\gamma)$.

For the sake of simplicity, we may now assume that $|\gamma| = 2\pi$, and the $L^2(\gamma)$ norm of e_{λ_j} is bounded by 1. Let $g \in L^2(\gamma)$, it then suffices to show that given any $\varepsilon > 0$, for large enough j , we have

$$\left| \int_\gamma e_{\lambda_j}(\gamma(s)) g(s) ds \right| \leq \varepsilon,$$

Now if we write g in terms of its Fourier series,

$$g(s) = \sum_k a_k e^{iks}.$$

then g being in $L^2(\gamma)$ implies that there exists a $N > 0$ depending on ε , such that

$$\sum_{|k|>N} |a_k|^2 \leq \frac{1}{4}\varepsilon^2.$$

If we denote

$$b_{j,k} = \left| \int_{\gamma} e_{\lambda_j} e^{iks} ds \right|,$$

then by Theorem 1.7, and the fact that 0 is in the interior of E_{γ} ,

$$b_{j,k} \leq C(\log \lambda_j)^{-\frac{1}{2}},$$

where C will be an absolute constant provided that $|k| \leq \delta \lambda_j$, for some fixed $\delta > 0$ such that $(-\delta, \delta) \subset E_{\gamma}$.

Now we can see that

$$\begin{aligned} \left| \int_{\gamma} e_{\lambda_j} g ds \right| &\leq \sum_{|k| \leq N} |a_k| |b_{k,j}| + \left[\sum_{|k| > N} |a_k|^2 \right]^{\frac{1}{2}} \|e_{\lambda_j}\|_{L^2(\gamma)} \\ &\leq C(\log \lambda_j)^{-\frac{1}{2}} \sum_{|k| \leq N} |a_k| + \frac{1}{2}\varepsilon \\ &\leq C(\log \lambda_j)^{-\frac{1}{2}} N^{\frac{1}{2}} \left[\sum_{|k| \leq N} |a_k|^2 \right]^{\frac{1}{2}} + \frac{1}{2}\varepsilon. \end{aligned}$$

Notice that if we take j large enough, such that $\log \lambda_j \geq [4\varepsilon^{-2}NC^2\|g\|_{L^2(\gamma)}^2] + 1$, the first term on the last line will be less than $\varepsilon/2$, then we have

$$\left| \int_{\gamma} e_{\lambda_j} g ds \right| \leq \varepsilon.$$

This choice of j can be justified, since N/λ_j would be comparable to $\varepsilon^2\lambda_j^{-1} \log \lambda_j < \delta$ when λ_j is large enough, which guarantees the uniformity of C . \square

6. APPENDIX

We present here a proposition which allows us to obtain the bounds on the mixed derivatives (4.4) from the corresponding bounds on the pure derivatives.

Proposition 6.1. *Let M and \tilde{M} be as above and let $f \in C^\infty(\tilde{M}, \tilde{M})$ satisfy bounds*

$$(6.1) \quad |\Delta_x^\ell f(x, y)| \leq C_\ell e^{C_\ell d_{\tilde{g}}(x, y)} \quad \text{and} \quad |\Delta_y^\ell f(x, y)| \leq C_\ell e^{C_\ell d_{\tilde{g}}(x, y)}$$

for $\ell = 0, 1, 2, \dots$, where Δ_x and Δ_y denote the Laplace-Beltrami operators on \tilde{M} in the x and y variables, respectively. Then,

$$|\Delta_x^\ell \Delta_y^m f(x, y)| \leq C_{\ell, m} e^{C_{\ell, m} d_{\tilde{g}}(x, y)} \quad \text{for } \ell, m = 0, 1, 2, \dots$$

where each of the constants $C_{\ell, m}$ depends only on M and finitely many of the constants C_ℓ .

Proof. Let $\beta \in C_0^\infty(\mathbb{R}, [0, 1])$ be equal to 1 near 0 and be supported in the interval $(-\text{inj}M, \text{inj}M)$. Fix $x_0, y_0 \in \tilde{M}$ and set

$$F(x, y) = \beta(d_{\tilde{g}}(x, x_0))\beta(d_{\tilde{g}}(y, y_0))f(x, y).$$

The support of β allows us to interpret F as a function on $M \times M$. The distance function $d_{\bar{g}}$ satisfies similar bounds as (6.1), and hence

$$(6.2) \quad |\Delta_x^\ell F(x, y)| \leq C'_\ell e^{C'_\ell d_{\bar{g}}(x_0, y_0)} \quad \text{and} \quad |\Delta_y^\ell F(x, y)| \leq C'_\ell e^{C'_\ell d_{\bar{g}}(x_0, y_0)}.$$

for $\ell = 0, 1, 2, \dots$ where the constants C'_ℓ depend only on C_ℓ , β , and M . Moreover, it suffices to show

$$\|\Delta_x^\ell \Delta_y^m F\|_{L^\infty(M \times M)} \leq C'_{\ell, m} e^{C'_{\ell, m} d_{\bar{g}}(x_0, y_0)} \quad \text{for } \ell, m = 0, 1, 2, \dots$$

where $C'_{\ell, m}$ only depends only on M and finitely many of the constants C'_ℓ .

Note $\Delta_x + \Delta_y$ is the Laplace-Beltrami operator on the product manifold $M \times M$ endowed with the product metric. Moreover, $e_p(x)e_q(y)$ for $p, q = 0, 1, 2, \dots$ form a Hilbert basis of eigenfunctions of $\Delta_x + \Delta_y$ with

$$-(\Delta_x + \Delta_y)e_p(x)e_q(y) = (\lambda_p^2 + \lambda_q^2)e_p(x)e_q(y).$$

Hence if we write

$$\hat{F}(p, q) = \iint_{M \times M} F(x, y) \overline{e_p(x)e_q(y)} dx dy,$$

we have by Sobolev embedding

$$\begin{aligned} & \|\Delta_x^\ell \Delta_y^m F\|_{L^\infty(M \times M)}^2 \\ & \lesssim \|(1 - \Delta_x - \Delta_y)^3 \Delta_x^\ell \Delta_y^m F\|_{L^2(M \times M)}^2 \\ & = \sum_{p, q} (1 + \lambda_p^2 + \lambda_q^2)^6 \lambda_p^{4\ell} \lambda_q^{4m} |\hat{F}(p, q)|^2 \\ & \leq C_{\ell, m} \sum_{p, q} (1 + \lambda_p^{4(3+\ell+m+1)} + \lambda_q^{4(3+\ell+m+1)}) |\hat{F}(\ell, m)|^2 \\ & \leq C_{\ell, m} \left(\|F\|_{L^2(M \times M)}^2 + \|\Delta_x^{3+\ell+m+1} F\|_{L^2(M \times M)}^2 + \|\Delta_y^{3+\ell+m+1} F\|_{L^2(M \times M)}^2 \right). \end{aligned}$$

The desired bounds follow from Hölder's inequality and (6.2). \square

REFERENCES

- [CG17] Y. Canzani and J. Galkowski. On the growth of eigenfunction averages: microlocalization and geometry. Preprint, 2017.
- [CS15] X. Chen and C. D. Sogge. On integrals of eigenfunctions over geodesics. *Proc. Amer. Math. Soc.*, 143(1):151–161, 2015.
- [dC92] M. P. do Carmo. *Riemannian geometry*. Birkhäuser Boston, Inc., Boston, MA, 1992.
- [Goo83] A. Good. *Local analysis of Selberg's trace formula*, volume 1040 of *Lecture Notes in Mathematics*. Springer-Verlag, Berlin, 1983.
- [Hej82] D. A. Hejhal. Sur certaines séries de Dirichlet associées aux géodésiques fermées d'une surface de Riemann compacte. *C. R. Acad. Sci. Paris Sér. I Math.*, 294(8):273–276, 1982.
- [Hör90] L. Hörmander. *The analysis of linear partial differential operators. I*. Springer-Verlag, Berlin, second edition, 1990.
- [Pit08] N. J. E. Pitt. A sum formula for a pair of closed geodesics on a hyperbolic surface. *Duke Math. J.*, 143(3):407–435, 2008.
- [Rez15] A. Reznikov. A uniform bound for geodesic periods of eigenfunctions on hyperbolic surfaces. *Forum Math.*, 27(3):1569–1590, 2015.
- [Sog17] C. D. Sogge. *Fourier integrals in classical analysis*, volume 210 of *Cambridge Tracts in Mathematics*. Cambridge University Press, Cambridge, 2nd edition, 2017.
- [SXZ17] C. D. Sogge, Y. Xi, and C. Zhang. Geodesic period integrals of eigenfunctions on Riemannian surfaces and the Gauss-Bonnet theorem. *Camb. J. Math.*, 5(1):123–151, 2017.

- [TZ13] J. Toth and S. Zelditch. Quantum ergodic restriction theorems: Manifolds without boundary. *Geometric and Functional Analysis*, 23(2):715–775, 2013.
- [Wym17a] E. Wyman. Explicit bounds on integrals of eigenfunctions over curves in surfaces of nonpositive curvature. preprint, 2017.
- [Wym17b] E. Wyman. Integrals of eigenfunctions over curves in surfaces of nonpositive curvature. preprint, 2017.
- [Xi17a] Y. Xi. Improved generalized periods estimates on Riemannian surfaces with nonpositive curvature. Preprint, 2017.
- [Xi17b] Y. Xi. Inner product of eigenfunctions over curves and generalized periods for compact riemannian surfaces. Preprint, 2017.
- [Zel88] S. Zelditch. Selberg trace formulae, pseudodifferential operators, and geodesic periods of automorphic forms. *Duke Math. J.*, 56(2):295–344, 1988.
- [Zel92] S. Zelditch. Kuznecov sum formulae and Szegő limit formulae on manifolds. *Comm. Partial Differential Equations*, 17(1-2):221–260, 1992.

DEPARTMENT OF MATHEMATICS, JOHNS HOPKINS UNIVERSITY, BALTIMORE, MD 21210
E-mail address: `ewyman3@math.jhu.edu`

DEPARTMENT OF MATHEMATICS, UNIVERSITY OF ROCHESTER, ROCHESTER, NY 14627
E-mail address: `yxi4@math.rochester.edu`