

Recent developments in the determination of the amplitude and phase of quantum oscillations for the linear chain of coupled orbits

Alain Audouard^{1,*} and Jean-Yves Fortin^{2,†}

¹*Laboratoire National des Champs Magnétiques Intenses (UPR 3228 CNRS, INSA, UJF, UPS) 143 avenue de Rangueil, F-31400 Toulouse, France.*

²*Institut Jean Lamour, Département de Physique de la Matière et des Matériaux, CNRS-UMR 7198, Vandoeuvre-les-Nancy, F-54506, France.*

(Dated: August 26, 2018)

Abstract

De Haas-van Alphen oscillations are studied for Fermi surfaces (FS) illustrating the model proposed by Pippard in the early sixties, namely the linear chain of orbits coupled by magnetic breakdown. This FS topology is relevant for many multiband quasi-two dimensional (q-2D) organic metals such as κ -(BEDT-TTF)₂Cu(NCS)₂ and θ -(BEDT-TTF)₄CoBr₄(C₆H₄Cl₂) which are considered in detail. Whereas the Lifshits-Kosevich model only involves a first order development of field- and temperature-dependent damping factors, second order terms may have significant contribution on the Fourier components amplitude for such q-2D systems at high magnetic field and low temperature. The strength of these second order terms depends on the relative value of the involved damping factors, which are in turns strongly dependent on parameters such as the magnetic breakdown field, effective masses and, most of all, effective Landé factors. In addition, the influence of field-dependent Onsager phase factors on the oscillation spectra is considered.

I. INTRODUCTION

While the Lifshits-Kosevich (LK) model^{1,2} nicely accounts for de Haas-Van Alphen oscillations spectra relevant to three-dimensional Fermi surfaces (FS), strong deviations are observed for multiband two-dimensional metals, in particular at high magnetic field and low temperature. This is the case, among others, of the starring κ -(BEDT-TTF)₂Cu(NCS)₂ and the recently studied θ -(BEDT-TTF)₄CoBr₄(C₆H₄Cl₂) charge transfer salts (where BEDT-TTF stands for the bis-ethylenedithio-tetrathiafulvalene molecule). The FS of these organic metals³⁻⁶ is an illustration of the textbook model proposed by Pippard more than fifty years ago to compute the Landau band structure induced by magnetic breakdown (MB) in multiband metals⁷ (see Fig. 1). Many experimental studies have demonstrated that such FS topology gives rise to dHvA oscillations spectra composed of linear combinations of the frequencies linked to the basic orbit α and the MB orbit β ^{5,6,8-11}. These frequencies correspond not only to actual semiclassical MB orbits, few examples of which are displayed in Fig. 1, or harmonics, but also to 'forbidden frequencies' such as $\beta - \alpha$ that are not predicted by the semiclassical model of Falicov-Stachowiak^{2,12}. Besides, even in the case where these Fourier components correspond to MB orbits, their field and temperature dependence may be at odds with this model. On the other hand, the Onsager phase factor of the oscillations had not been considered until recently though, according to the pioneering works of Slutskin and Kadigrobov¹³ and Kochkin¹⁴, an additional field-dependent Onsager phase should be introduced at each Bragg reflection (see Fig. 1). It is worthwhile to notice that the same result was derived almost ten years later¹⁵ in order to account for the discrepancy between calculations, which are valid for the low field range, and the experimental data for the lens orbit of Cd¹⁶ which, as it is the case of all the orbits involving α in Fig. 1, undergoes such Bragg reflections.

Recently, analytic tools have been provided to account for both field and temperature dependence of the Fourier amplitudes and the Onsager phases relevant to the various frequencies observed^{5,6}. These calculations are first summarized in Section II. Influence of the various physical parameters involved in the oscillations spectra (effective masses, Dingle temperatures, MB field and Landé factors) on the deviations from the semiclassical model of Falicov-Stachowiak is considered in Section III. To that purpose, the two organic charge transfer salts κ -(BEDT-TTF)₂Cu(NCS)₂ and θ -(BEDT-TTF)₄CoBr₄(C₆H₄Cl₂) are consid-

ered.

II. MODEL

In this section, we first recall the model accounting for the field and temperature dependence of the amplitude of the various Fourier components entering the oscillation spectra^{5,6}. In the second step, the field-dependent Onsager phase⁶ is considered.

A. Fourier amplitude

As displayed in Fig. 1, the FS is composed of the α quasi-two-dimensional closed tube and a pair of quasi-one-dimensional sheets separated from the α orbit by a gap liable to be overcome by MB. Numerous semi-classical MB orbits can be defined ($\eta = \alpha, \beta, \alpha + \beta, 2\beta - \alpha, 2\beta, \text{etc.}$), the area of which are linear combinations of those relevant to the α and β orbits. The area of the latter is equal to that of the first Brillouin zone. Incidentally, it can be remarked that 2β corresponds to both the classical orbit displayed in Fig. 1 and the 2^{nd} harmonic of β .

To account for this FS, a two-band system with band extrema $\Delta_{0(1)}$ and effective masses $m_{0(1)}$ (in units of the electron mass m_e) is considered⁵ as reported in Fig. 2. The band #0 gives rise to the quasi-one-dimensional part of the FS of Fig. 1 whereas the α orbit is built on the band #1. Assuming parabolic dispersion, the relevant frequency is $F_\alpha = m_1(\mu - \Delta_1)^{17}$. The β orbit, generated by four tunnelings at the junction points, is built on both bands #0 and #1 and, still for a parabolic band, has a frequency corresponding to the first Brillouin zone area, $F_\beta = m_\alpha(\mu - \Delta_\alpha) + m_0(\mu - \Delta_0) = m_\beta(\mu - \Delta_\beta)$. In this case, $m_0 + m_\alpha$ is identified to the mass m_β of the orbit β .

To compute the oscillating part of the magnetization at fixed number N of quasi-particles, we need to consider the oscillatory part of the free energy, defined by

$$F(T, N, B) = \Omega(T, \mu, B) + N\mu \quad (1)$$

For a constant N , the oscillatory part of the grand potential Ω for a sample slab with area \mathcal{A} can be written

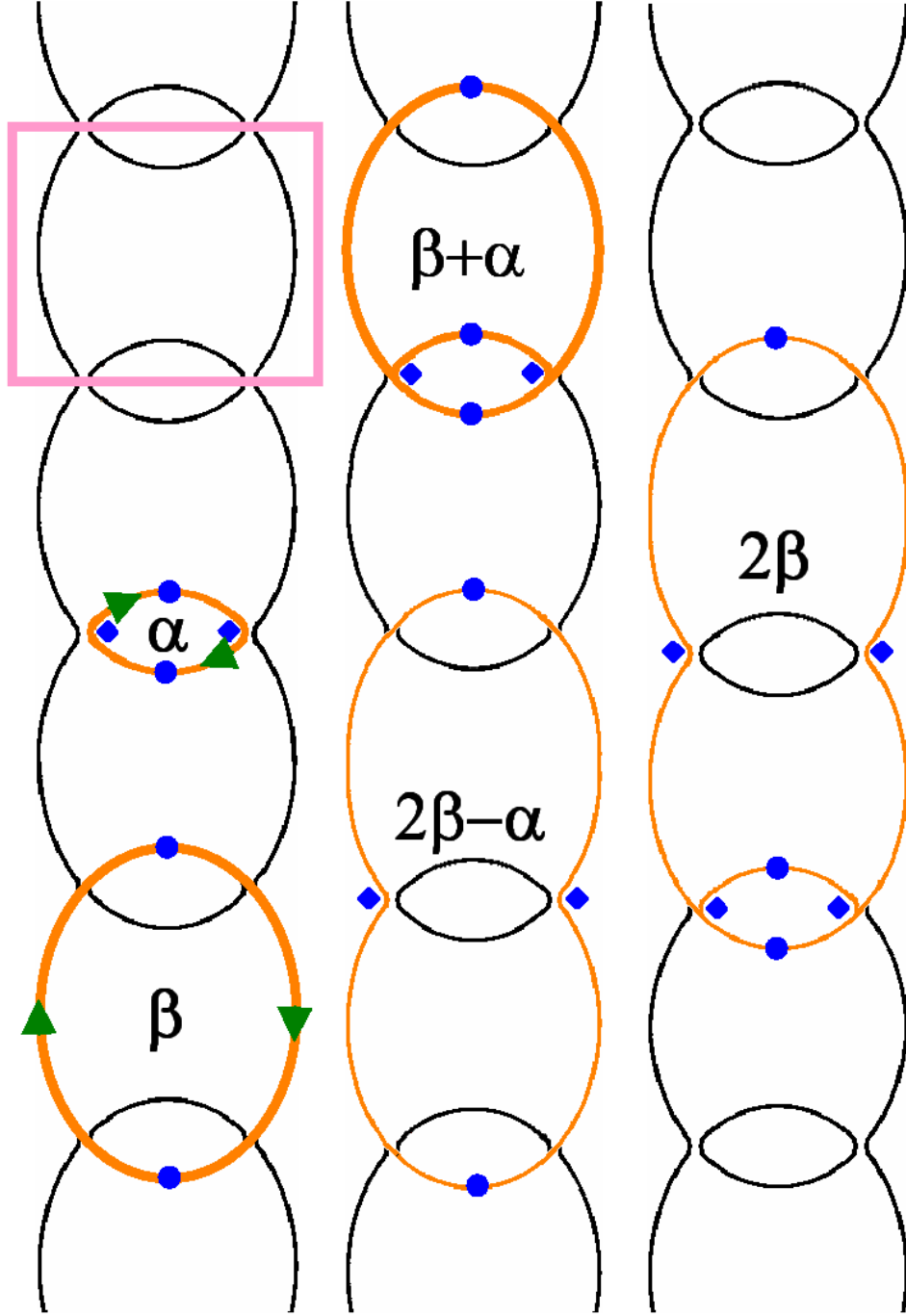


FIG. 1. (Color online) Model Fermi surface relevant to the Pippard's model in the extended zone scheme. Pink solid lines depict the first Brillouin zone. Orange lines display the semi-classical orbits considered for the data analysis and arrows indicate the quasi-particles path on the principal orbits α and β . Blue circles mark the turning points in the direction parallel to the chains. Blue diamonds indicate the Bragg reflection points.

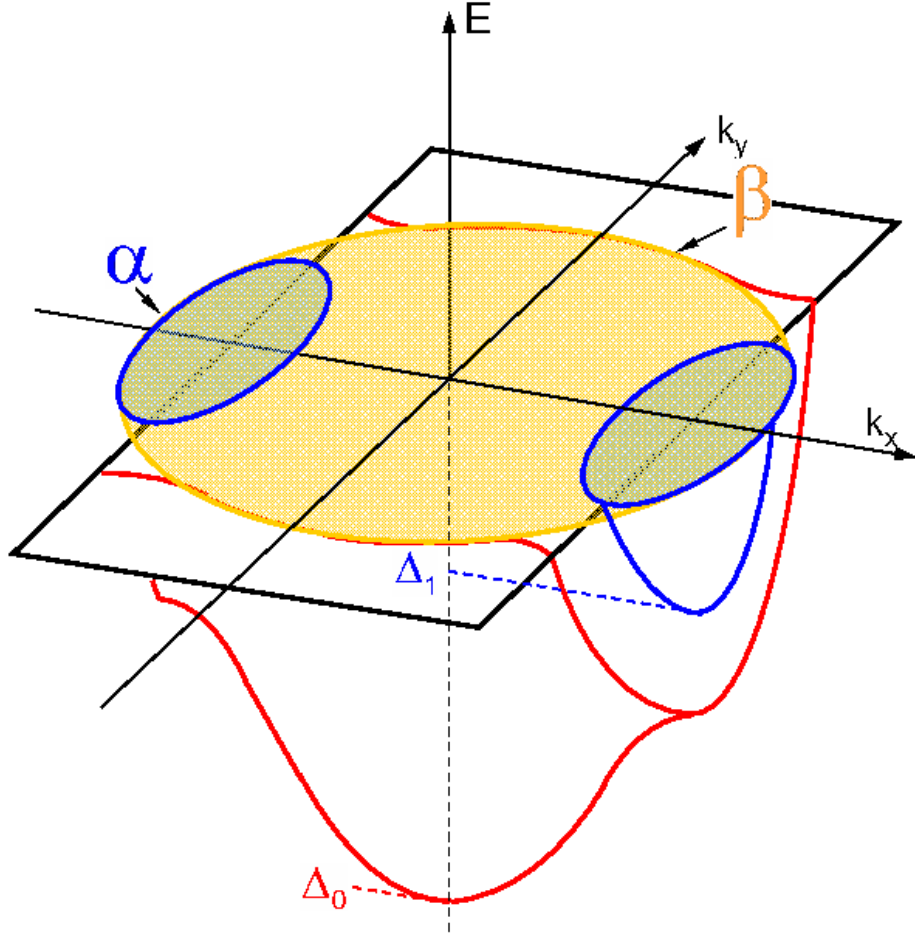


FIG. 2. (Color online) Band dispersion scheme relevant to the Pippard's model. Parallelogram in black solid lines depicts the first Brillouin zone. The α orbit is built on band #1 with bottom energy Δ_1 . The magnetic breakdown orbit β is built on both band #0 with bottom energy Δ_0 and band #1.

$$\begin{aligned} \phi_0 \frac{u_0}{k_B} \frac{\Omega(T, \mu, B)}{\mathcal{A}} &= -\frac{m_0}{2}(\mu - \Delta_0)^2 - \frac{m_1}{2}(\mu - \Delta_1)^2 \\ &+ \frac{B^2}{2} \sum_{p \geq 1} \sum_{\eta} \frac{C_{\eta}}{\pi^2 p^2 m_{\eta}} R_{\eta,p}(B, T) \cos(2\pi p F_{\eta}/B + p\varphi_{\eta}). \end{aligned} \quad (2)$$

Damping factors can be expressed as $R_{\eta,p}(B, T) = R_{\eta,p}^T(B, T)R_{\eta,p}^D(B)R_{\eta,p}^{MB}(B)R_{\eta,p}^s$ where:

$$R_{\eta,p}^T = pX_{\eta} \sinh^{-1}(pX_{\eta}), \quad (3)$$

$$R_{\eta,p}^D = \exp(-pu_0m_\eta T_D B^{-1}), \quad (4)$$

$$R_{\eta,p}^{MB} = (ip_0)^{n_\eta^t} (q_0)^{n_\eta^r}, \quad (5)$$

$$R_{\eta,p}^s = \cos(\pi g_\eta^* m_\eta / 2). \quad (6)$$

The field- and temperature-dependent variable (X_η) and the constant (u_0) are expressed as $X_\eta = u_0 m_\eta T / B$ and $u_0 = 2\pi^2 k_B m_e (e\hbar)^{-1} = 14.694$ T/K. The tunneling (p_0) and reflection (q_0) probabilities are given by $p_0 = e^{-B_0/2B}$ and $p_0^2 + q_0^2 = 1^2$. $\phi_0 = h/e$ is the magnetic flux quantum, T_D is the Dingle temperature defined by $T_D = \hbar(2\pi k_B \tau)^{-1}$, where τ^{-1} is the scattering rate, B_0 is the MB field, m_η and g_η^* are the effective masses and effective Landé factor, respectively¹⁸.

Frequencies F_η can be written as $F_\eta = m_\eta(\mu - \Delta_\eta)$ and are dependent on the chemical potential μ since they are proportional to the area enclosed by the orbits. Coefficients C_η are the symmetry factors of orbits η . Namely, $C_\alpha = C_\beta = C_{2\beta-\alpha} = 1$ and $C_{\alpha+\beta} = C_{2\beta} = 2$. Integers n_η^t and n_η^r are the number of MB-induced tunnelings and reflections, respectively. φ_η is the Onsager phase factor of the orbit η , defined by the number of turning points, *i.e.* $\pi/2$ times the number of extrema of the orbit along one direction (see Fig. 1). N is given by $d\Omega/d\mu = -N$, and the chemical potential satisfies the following implicit equation:

$$\mu = \mu_0 - \frac{B}{m_\beta} \sum_{p \geq 1} \sum_{\eta} \frac{1}{\pi p} C_\eta R_{\eta,p}(T) \sin(2\pi p \frac{F_\eta}{B} + p\varphi_\eta),$$

which can be rewritten as

$$\mu = \mu_0 - \frac{B}{m_\beta} \sum_{\eta} M_\eta(B). \quad (7)$$

where μ_0 is the zero-field Fermi energy. For a compensated system, in which case $N = 0$, it is equal to $\mu_0 = (m_0 \Delta_0 + m_\alpha \Delta_\alpha) / (m_0 + m_\alpha)$. The oscillatory part of the magnetization is defined as

$$m_{osc}[T] = -\frac{\phi_0 u_0}{\mathcal{A} k_B} \frac{\partial F(T, N, B)}{\partial B}. \quad (8)$$

Solving Eq. 8 at the second order in $R_{\eta,p}(B, T)$ (the first order part corresponding to the LK semi-classical result) yields, after some algebra, to an expansion in power terms of the amplitudes

$$\begin{aligned}
m_{osc} = & - \sum_{\eta} \sum_{p \geq 1} \frac{F_{\eta} C_{\eta}}{\pi p m_{\eta}} R_{\eta,p}(B, T) \sin \left(2\pi p \frac{F_{\eta}}{B} + p\varphi_{\eta} \right) \\
& + \sum_{\eta, \eta'} \sum_{p, p' \geq 1} \frac{F_{\eta} C_{\eta} C_{\eta'}}{\pi p' m_{\beta}} R_{\eta,p}(B, T) R_{\eta',p'}(B, T) \left[\sin \left(2\pi \frac{pF_{\eta} + p'F_{\eta'}}{B} + p\varphi_{\eta} + p'\varphi_{\eta'} \right) \right. \\
& \left. - \sin \left(2\pi \frac{pF_{\eta} - p'F_{\eta'}}{B} + p\varphi_{\eta} - p'\varphi_{\eta'} \right) \right] + \dots
\end{aligned} \tag{9}$$

where the next terms are third order. From this step onwards, frequencies F_{η} are evaluated at $\mu = \mu_0$: $F_{\eta} = m_{\eta}(\mu_0 - \Delta_{\eta})$. According to the above expression, magnetization spectrum can be expressed in terms of both classical and non-classical frequencies, still noted as F_{η} in the following, and can be expanded as:

$$m_{osc} = \sum_{\eta, p \geq 1} A_{p\eta} \sin \left(2\pi p \frac{F_{\eta}}{B} + p\phi_{\eta} \right). \tag{10}$$

It is important to stress that the amplitude $A_{p\eta}$ involves not only the contribution of the p^{th} harmonics of the η classical orbit, given by the LK formalism ($A_{p\eta} \propto R_{\eta,p}$) but also higher order corrections, calculated here at the second order in damping factors. The expressions of the dominant Fourier components, considered for the data analysis, are:

$$A_{\alpha} = -\frac{F_{\alpha}}{\pi m_{\alpha}} R_{\alpha,1} - \frac{F_{\alpha}}{\pi m_{\beta}} \left[\frac{1}{2} R_{\alpha,1} R_{\alpha,2} + \frac{1}{6} R_{\alpha,2} R_{\alpha,3} + 2R_{\beta,1} R_{\alpha+\beta,1} + \frac{1}{2} R_{\beta,2} R_{2\beta-\alpha,1} \right] \tag{11}$$

$$A_{2\alpha} = -\frac{F_{\alpha}}{2\pi m_{\alpha}} R_{\alpha,2} + \frac{F_{\alpha}}{\pi m_{\beta}} \left[R_{\alpha,1}^2 - \frac{2}{3} R_{\alpha,1} R_{\alpha,3} - R_{\alpha,2} R_{\alpha+\beta,2} \right] \tag{12}$$

$$A_{\beta} = -\frac{F_{\beta}}{\pi m_{\beta}} R_{\beta,1} - \frac{F_{\beta}}{\pi m_{\beta}} \left[\frac{1}{2} R_{\beta,1} R_{\beta,2} + \frac{1}{6} R_{\beta,2} R_{\beta,3} + 2R_{\alpha,1} R_{\alpha+\beta,1} + 2R_{\beta,1} R_{2\beta,1} \right] \tag{13}$$

$$\begin{aligned}
A_{2\beta} = & -\frac{F_{\beta}}{2\pi m_{\beta}} [R_{\beta,2} + 2R_{2\beta,1}] + \frac{F_{\beta}}{\pi m_{\beta}} \left[R_{\beta,1}^2 - \frac{2}{3} R_{\beta,1} R_{\beta,3} - \frac{1}{4} R_{\beta,2} R_{\beta,4} - R_{\alpha,2} R_{\alpha+\beta,2} \right. \\
& \left. + 2R_{\alpha,1} R_{2\beta-\alpha,1} - R_{\beta,2} R_{2\beta,2} - R_{\beta,4} R_{2\beta,1} \right]
\end{aligned} \tag{14}$$

$$A_{\beta-\alpha} = -\frac{F_{\beta-\alpha}}{\pi m_{\beta}} [R_{\alpha,1} R_{\beta,1} + R_{\alpha,2} R_{\alpha+\beta,1} + R_{\beta,2} R_{\alpha+\beta,1} + R_{\beta,1} R_{2\beta-\alpha,1}] \tag{15}$$

$$A_{\beta+\alpha} = -\frac{2F_{\beta+\alpha}}{\pi m_{\beta+\alpha}} R_{\beta+\alpha,1} + \frac{F_{\beta+\alpha}}{\pi m_{\beta}} \left[R_{\alpha,1} R_{\beta,1} - 2R_{\alpha+\beta,2} R_{\alpha+\beta,1} - \frac{1}{3} R_{\beta,3} R_{2\beta-\alpha,1} \right] \tag{16}$$

$$A_{2\beta-\alpha} = -\frac{F_{2\beta-\alpha}}{\pi m_{2\beta-\alpha}} R_{2\beta-\alpha,1} - \frac{F_{2\beta-\alpha}}{\pi m_{\beta}} \left[\frac{1}{2} R_{\alpha,1} R_{\beta,2} + \frac{1}{3} R_{\alpha,3} R_{\alpha+\beta,2} \right] \tag{17}$$

$$\begin{aligned}
A_{2\beta-2\alpha} = & -\frac{F_{2\beta-2\alpha}}{\pi m_{\beta}} \left[2R_{\alpha,2} R_{2\beta,1} + 2R_{2\beta-\alpha,2} R_{2\beta,1} + 2R_{\alpha,1} R_{2\beta-\alpha,1} + \frac{1}{2} R_{\alpha,4} R_{\alpha+\beta,2} \right. \\
& \left. + \frac{1}{2} R_{\alpha,2} R_{\beta,2} + \frac{1}{2} R_{\beta,2} R_{2\beta-\alpha,2} \right].
\end{aligned} \tag{18}$$

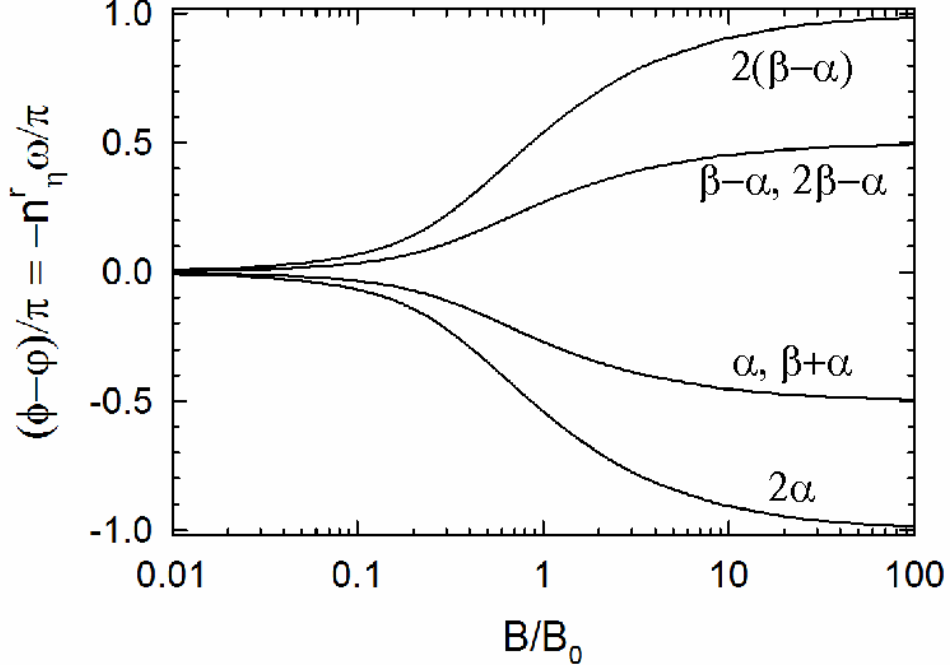


FIG. 3. Field-dependent part of the Onsager phase given by Eqs. 19 to 21 for the orbits η considered in Eqs. 11 to 18. For small fields B compared to the magnetic breakdown field B_0 , the field-dependent part vanishes while it goes to $n_\eta^r \pi/4$ at large fields, where n_η^r is the number of Bragg reflections encountered by the quasi-particles during its path on the orbit η .

The leading term of Eqs. 11, 12, 13, 16 and 17 corresponds to the LK formalism. In the specific case of Eq. 14, it involves the contributions of both the classical orbit 2β displayed in Fig. 1 and the second harmonics of β which are accounted for by the damping factors $R_{2\beta,1}$ and $R_{\beta,2}$, respectively. In contrast, there is no first order term entering Eqs. 15 and 18 relevant to $\beta - \alpha$ and its second harmonics, respectively, since these Fourier components correspond to 'forbidden frequencies'. Since, generally speaking, these equations involve algebraic sums and products of damping factors, care must be taken in their sign. Namely, the sign of the spin damping factor, which is the only one liable to be negative according to Eq. 6, must be taken into account.

B. Onsager phase factor

Turn on now to the determination of the Onsager phase factors ϕ_η entering Eq. 10. Within the semiclassical theory, a phase factor $\pi/2$ is introduced at each turning point (see

blue circles in Fig. 1) leading to the phase factor φ_η appearing in Eq. 2. More specifically, $\varphi_\eta = 2\pi$ for $\eta = 2\alpha, 2\beta, \beta + \alpha, 2(\beta + \alpha)$ and π for $\eta = \alpha, \beta, 2\beta - \alpha$. In addition to this phase factor, an additional field-dependent phase ω is added to φ_η each time a quasiparticle is reflected at a MB junction (see blue diamonds in Fig. 1). Indeed, according to Refs.^{13–15}, the matrix for the incoming and outgoing wave-function amplitudes at each junction point is given by

$$M = \begin{pmatrix} q_0 e^{-i\omega} & ip_0 \\ ip_0 & q_0 e^{i\omega} \end{pmatrix} \quad (19)$$

where

$$\omega(B) = -\frac{\pi}{4} + x \ln(x) - x - \arg \Gamma(ix), \quad x = \frac{B_0}{2\pi B}. \quad (20)$$

After a reflection, the quasi-particle amplitude takes a factor $q_0 \exp(-i\omega)$ and $q_0 \exp(i\omega)$ for quasi-particle path orientation clockwise and counter-clockwise, respectively. Even though ω goes to zero at low field, it takes noticeable values as the field is larger than B_0 , going to $\pi/4$ at large field. According to Eq. 19, the Onsager phase factor is given by

$$\phi_\eta = \varphi_\eta - n_\eta^r \omega(B) \quad (21)$$

where $n_\eta^r = 2$ for $\eta = \alpha$ and $\beta + \alpha$, $n_\eta^r = -2$ for $\eta = \beta - \alpha$ and $2\beta - \alpha$, $n_\eta^r = 4$ for $\eta = 2\alpha$, $n_\eta^r = -4$ for $\eta = 2(\beta - \alpha)$ and $n_\eta^r = 0$ for $\eta = \beta$ and 2β since these latter components only involve tunnelings. In that respect, it can be remarked that even though the Fourier component with frequency $F_{2\beta}$ arises from both the second harmonics of β and the 2β orbit displayed in Fig. 1, these two contributions have the same Onsager phase. Besides, for a given η Fourier component, all the involved second order terms (see Eqs. 11 to 18) can be viewed as arising from algebraic combinations of classical orbits yielding the same Onsager phase. As a consequence, the index n_η^r can be negative, due to algebraic combinations of the individual phases present in the sine function of Eq. 9. The field dependence of ϕ_η reported in Fig. 3 demonstrates that, excepted for β and 2β , significant Onsager phase shifts should be observed at high B/B_0 ratio.

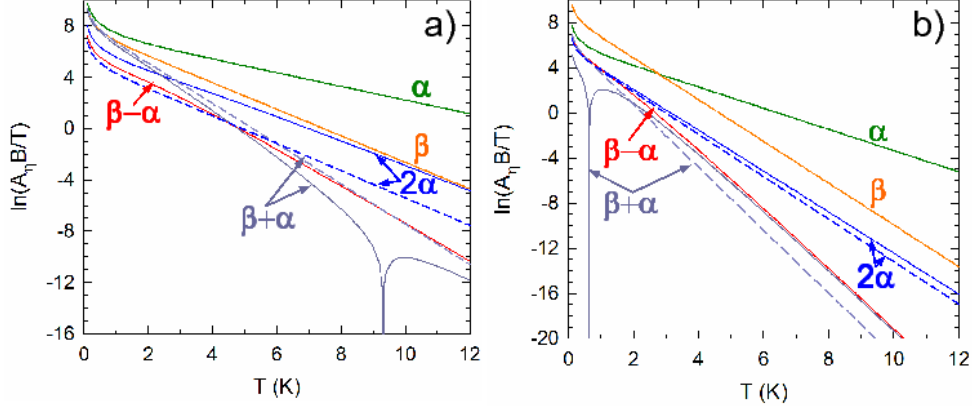


FIG. 4. Temperature dependence, at 50 T, of the Fourier amplitude linked to few of the components relevant to Eqs. 11 to 18 (solid lines) and corresponding predictions of the Lifshits-Kosevich formalism (dashed lines). (a) Data for θ -(BEDT-TTF) $_4$ CoBr $_4$ (C $_6$ H $_4$ Cl $_2$). The frequencies are $F_\alpha = 944$ T and $m_\beta = 4600$ T. Effective masses are $m_\alpha = 1.81$ and $m_\beta = 3.52$. The effective Landé factors are $g_\alpha^* = g_\beta^* = 1.9$. The Dingle temperature and MB field are $T_{D\alpha} = T_{D\beta} = 0.79$ K and $B_0 = 35$ T. (b) Data for κ -(BEDT-TTF) $_2$ Cu(NCS) $_2$. The frequencies are $F_\alpha = 600$ T and $F_\beta = 3900$ T. Effective masses are $m_\alpha = 3.2$ and $m_\beta = 6.3$. The effective Landé factors are $g_\alpha^* = 1.5$ and $g_\beta^* = 1.6$. The Dingle temperature and MB field are $T_{D\alpha} = T_{D\beta} = 0.5$ K and $B_0 = 25$ T.

III. CONSEQUENCES FOR OSCILLATIONS SPECTRA

Calculations reported in Section II account for dHvA oscillations of θ -(BEDT-TTF) $_4$ CoBr $_4$ (C $_6$ H $_4$ Cl $_2$) in the temperature range 1.5 - 4.2 K in magnetic fields of up to 55 T 5,6 . In particular, the observed deviations from the LK model, including the field and temperature dependence of the 'forbidden orbit' $\beta - \alpha$, and the field-dependent shift of the Onsager phase are reproduced by the model. Nevertheless, as discussed below, the predicted behaviour is strongly dependent on the various parameters involved (effective masses, Landé factors, MB field, etc.). For this reason, further experiments on other compounds are needed to more extensively check the model. While these experiments are being performed, the influence of the various parameters can be examined. In the following, we consider, as realistic starting points, the parameters relevant to the well known κ -(BEDT-TTF) $_2$ Cu(NCS) $_2$ and the recently studied θ -(BEDT-TTF) $_4$ CoBr $_4$ (C $_6$ H $_4$ Cl $_2$) organic metals.

According to Eqs. 11 to 18, the physical parameters involved in the Fourier components'

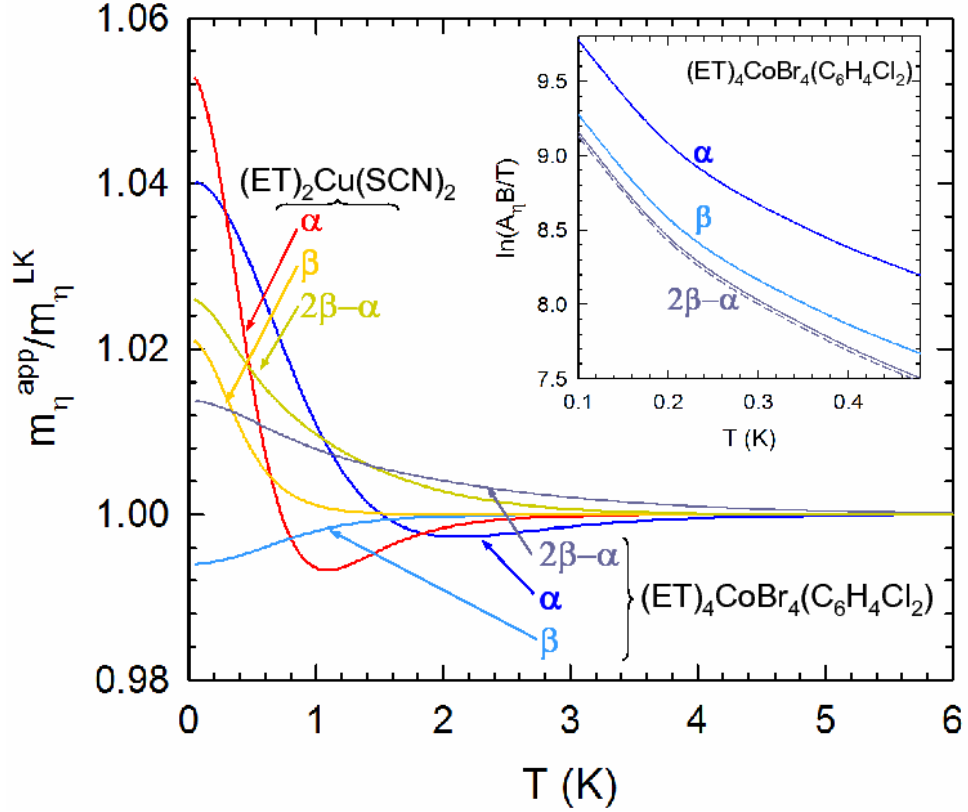


FIG. 5. Temperature dependence of the apparent effective masses calculated from Eq. 23 for the α , β and $2\beta - \alpha$ semiclassical orbits of κ -(BEDT-TTF) $_2$ Cu(NCS) $_2$ and θ -(BEDT-TTF) $_4$ CoBr $_4$ (C $_6$ H $_4$ Cl $_2$). Data are deduced from the mass plots reported in the insert and normalized to the Lifshits-Kosevich predictions.

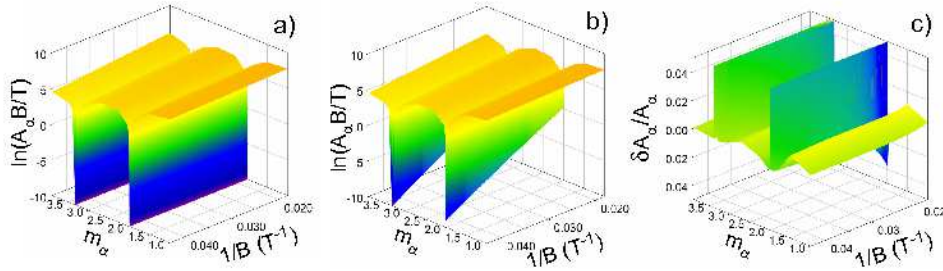


FIG. 6. Field and temperature dependence of the Fourier amplitude A_{α} in the framework of (a) the Lifshits-Kosevich (LK) model and (b) Eq.11. The discrepancy between LK and Eq.11 is given in (c).

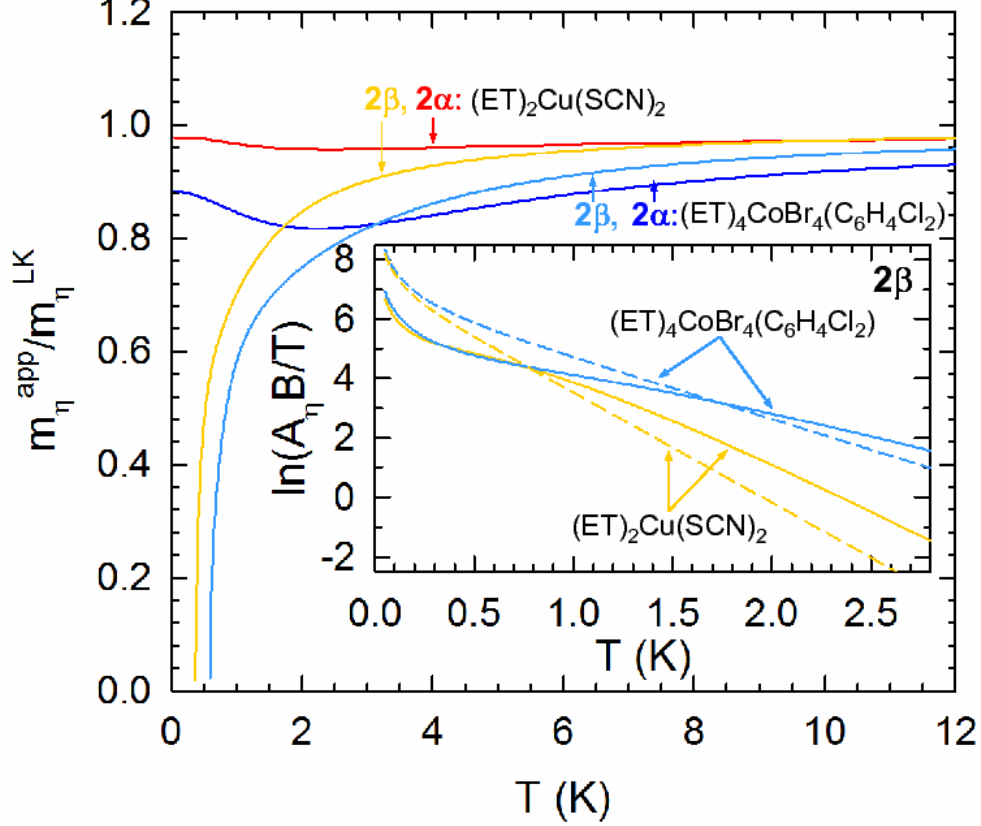


FIG. 7. Same as Fig. 6 for the harmonics 2α and 2β . The insert compares the predictions of the LK model (dotted lines) and Eq. 14 (solid lines) for the mass plots of 2β .

amplitude are the frequencies F_α and F_β , effective masses m_α and m_β , Dingle temperatures $T_{D\alpha}$ and $T_{D\beta}$, Landé factors g_α^* and g_β^* and MB field B_0 . This set of parameters governs the whole field and temperature dependence of the oscillatory spectrum within one constant prefactor (τ_0 , see below).

For κ -(BEDT-TTF) $_2$ Cu(NCS) $_2$ ^{8-11,19-23}, reported frequency values are in the range $F_\alpha = 597 \div 625$ T and $F_\beta = 3800 \div 3920$ T. Effective masses are $m_\alpha = 3.0 \div 3.5$ and $m_\beta = 5.6 \div 7.1$. Very scattered values of the MB field, ranging from $B_0 = 17$ to $B_0 = 41$ T, are deduced from the data. Landé factors are $g_\alpha^* = 1.5$ and $g_\beta^* = 1.6$. Dingle temperatures, which are the only sample-dependent parameters are close to 0.5 K within a few tenth of a kelvin. As for θ -(BEDT-TTF) $_4$ CoBr $_4$ (C $_6$ H $_4$ Cl $_2$), these parameters are $F_\alpha = 944 \pm 4$ T, $F_\beta = 4600 \pm 10$ T, $m_\alpha = 1.81 \pm 0.05$, $m_\beta = 3.52 \pm 0.19$, $B_0 = 35 \pm 5$ T, $g_\alpha^* = g_\beta^* = 1.9 \pm 0.2$, $T_D = 0.79 \pm 0.10$ K^{5,6}.

DHvA oscillations are generally deduced from magnetic torque measurements. In such a

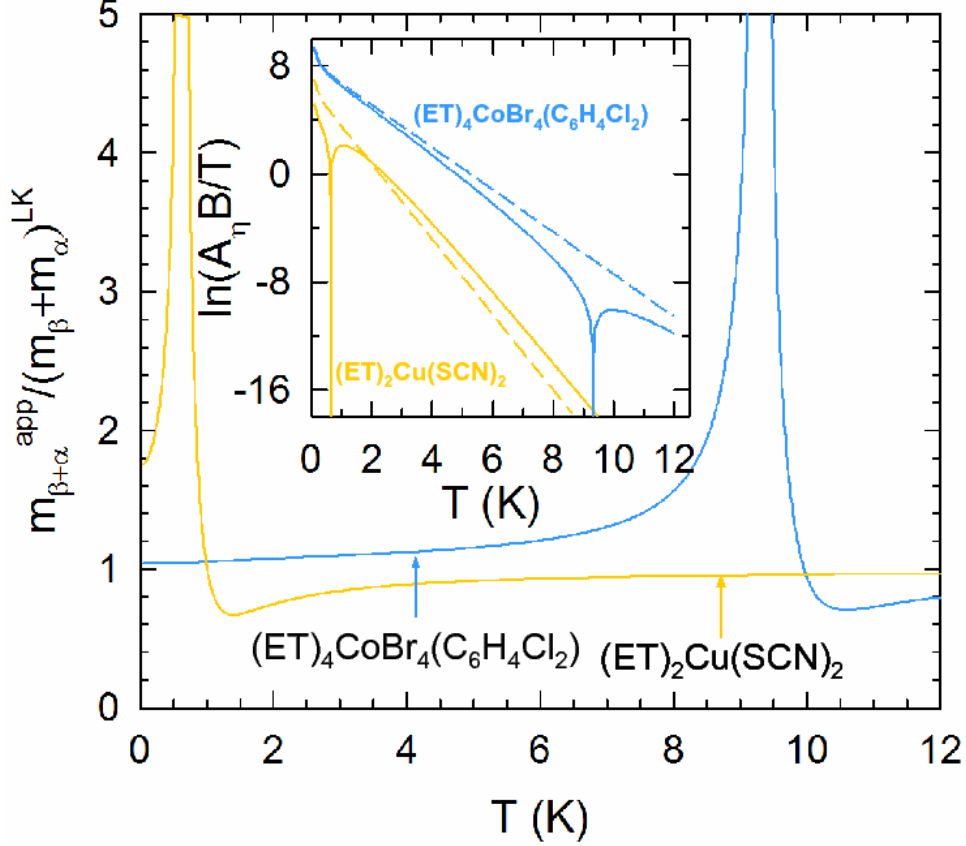


FIG. 8. Same as Fig. 7 for the magnetic breakdown orbit $\beta + \alpha$.

case, oscillatory torque amplitudes A_{η}^{τ} are related to dHvA amplitudes as $A_{\eta}^{\tau} = \tau_0 A_{\eta} B \tan(\theta)$ where θ is the angle between the field direction and the normal to the conducting plane. Besides, at high T/B ratio, $\ln(A_{\eta}B/T)$ varies linearly with both the inverse magnetic field, at a given temperature (Dingle plot), and temperature, at a given magnetic field (mass plot), in the framework of the LK model. For these reasons the quantity $\ln(A_{\eta}B/T)$ is considered throughout the following.

Fig. 4 compares predictions of the LK formalism and Eqs. 11 to 18 for mass plots at $B = 50$ T with parameters relevant to θ -(BEDT-TTF) $_4$ CoBr $_4$ (C $_6$ H $_4$ Cl $_2$) and κ -(BEDT-TTF) $_2$ Cu(NCS) $_2$. A first finding is that the two models yield close data for the basic orbits α and β while discrepancies are observed for the harmonics 2α . Even stronger deviations are observed for $\beta + \alpha$, the field dependence of which exhibits a profound dip for both compounds, albeit at a different temperature. Such a behaviour may have significant consequences on the determination of effective masses. For example, according to the data of¹⁰,

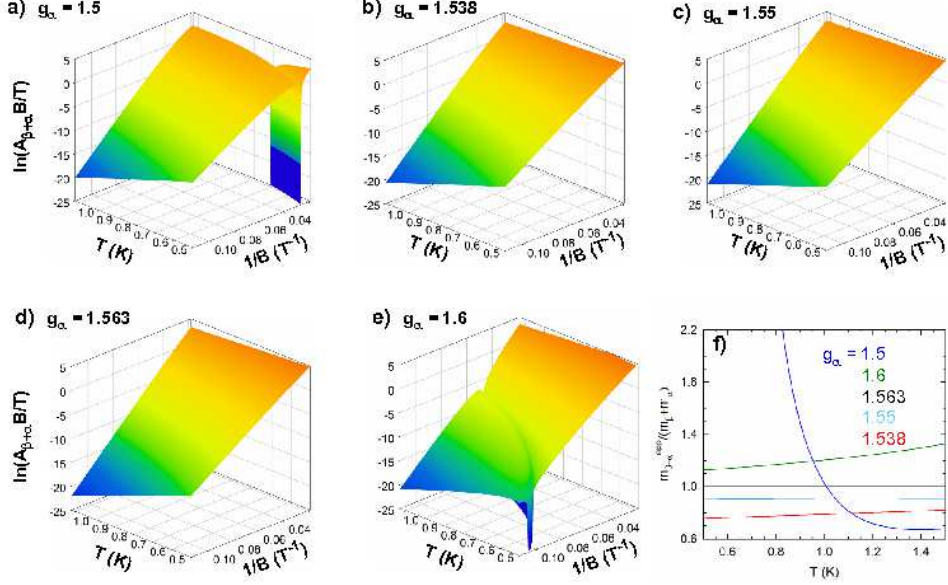


FIG. 9. Field and temperature dependence of the Fourier amplitude linked to the magnetic breakdown (MB) orbit $\beta + \alpha$ predicted by Eq. 16. In (a) parameters are the same as in Fig. 4. In particular, the effective Landé factor is $g_\alpha^* = 1.5$. The first and second terms of Eq. 16 cancel each other at specific couples of temperature and field values yielding a strong dip line. As g_α increases, the dip goes towards high fields. (b) For $g_\alpha^* = 1.538$, $R_{\beta+\alpha}^s = 0$ and the amplitude is mainly governed by the second order term involving the product $R_\alpha R_\beta$. (c) For $g_\alpha^* = 1.55$, $R_{\beta+\alpha}$ and $R_\alpha R_\beta$ have an opposite sings. Hence, their difference never cancels. (d) For $g_\alpha = 1.563$, the field dependence is dominated by the first order term since $R_\alpha^s = 0$. Therefore, the Lifshits-Kosevich behaviour is recovered. As g_α^* further increases, e.g. for (e) $g_\alpha^* = 1.6$, a behaviour similar to that of (a) is obtained. (f) Apparent effective mass value deduced through Eq. 23 from the data in (a) to (e) at $B = 50$ T.

$m_\beta + m_\alpha = 9.0$ even though $m_{\beta+\alpha} = 6.6$, only, in violation of the Falicov-Stachowiak model predictions. As pointed out in²⁴, the Lifshits-Koscovich formula can be rewritten:

$$y_\eta = \frac{R(B)}{\sinh(m_\eta x)} \quad (22)$$

where $y_\eta = A_\eta B / u_0 T$, $x = u_0 T / B$ and $R(B)$ stands for the temperature-independent contribution of the damping factors, namely $R(B) = -F_\eta R_\eta^D R_\eta^{MB} R_\eta^s / \pi$ (see Eqs. 4 to 6). At a given magnetic field, an 'apparent' effective mass m_η^{app} can be extracted from Eq. 22

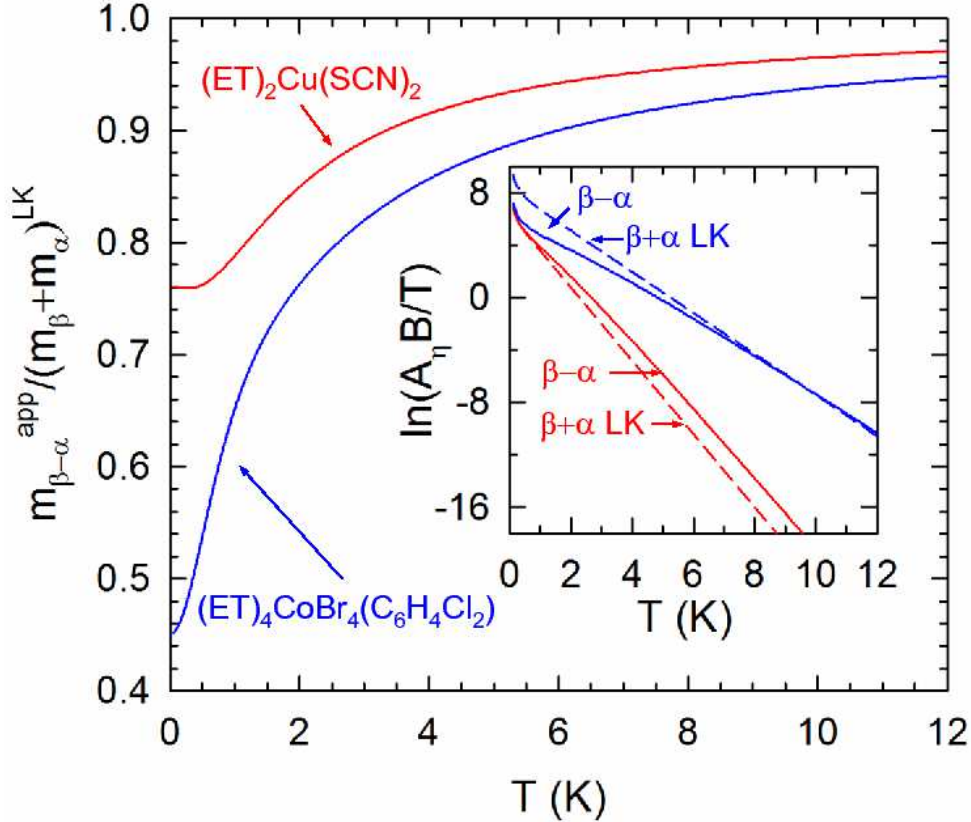


FIG. 10. Same as Fig. 7 for the 'forbidden orbit' $\beta - \alpha$. The insert compares the predictions of the LK model for $\beta + \alpha$ (dashed lines) and Eq. 15 for $\beta - \alpha$ (solid lines). Same slope, hence same effective mass is obtained in both cases at high temperature.

as:

$$m_{\eta}^{app} = \left[-\frac{1}{y} \frac{d^2 y}{dx^2} + 2 \left(\frac{1}{y} \frac{dy}{dx} \right)^2 \right]^{\frac{1}{2}} \quad (23)$$

At a given field and temperature, the 'local value' of m_{η}^{app} can be deduced from mass plots, on the basis of the above equation²⁵. Of course, in the case where the LK model is actually valid, Eq. 23 yields $m_{\eta}^{app} = m_{\eta}$. As reported in Figs. 4 and 5, only a slight discrepancy with the LK model is observed at low temperature for the basic and MB orbits α , β and $2\beta - \alpha$. This is due to the very small value of the second order terms compared to the first order term in Eqs. 11, 13 and 17. As a result, the apparent effective masses remain very close to the LK predictions, within few percent, down to very low temperature.

Nevertheless, the influence of the spin Damping factor on the amplitude must be taken

into account. In the framework of the LK model, a zero amplitude is obtained for $R_\eta^s = 0$, *i.e.* $g_\eta^* m_\eta / (2 \cos \theta) = \pi(n + 1/2)$ where n is an integer. Even though this feature, known as the spin-zero phenomenon, is generally experimentally studied through the angle dependence of the amplitude, such spin zeroes can be obtained by varying the effective mass, as well. For example, this could be achieved by applying pressure^{22,26–28}. Considering the α orbit as an example, strong dips are actually observed within the LK model at m_α values corresponding to spin zeroes (see Fig. 6). Same feature is predicted by Eq. 11 since, as already mentioned, the second order terms of Eq. 11 are small compared to the first order term. However, since these high order terms have no reason to cancel at the same spin zero values as those relevant to R_α^s , the observed field dependence within the dips, governed by these high order terms, is very strong. Nevertheless, as above mentioned and evidenced in Fig. 6(c), only at most few percent of discrepancy is observed far from the zeroes between the LK model and Eq. 11. As a consequence, it can be concluded that the LK formalism conveniently accounts for the data relevant to basic orbits, provided their spin damping factors are not too small. This result is important since it indicates that the values reported in the literature for the basic orbits, using the LK formula, are generally valid.

Data for harmonics 2α and 2β reported in Figs. 4 and 7 exhibit clear deviations from the LK behaviour, in particular at low temperature, hence strong apparent deviations from the LK effective masses. This behaviour is mainly due to the second order terms $R_{\alpha,1}^2$ and $R_{\beta,1}^2$ (see Eqs. 12 and 14) which are of the same order of magnitude as the leading terms $R_{\alpha,2}$ and $R_{\beta,2}$, respectively. However, as pointed out⁵, the respective strength of these first and second order terms are strongly dependent on the involved spin damping factors, hence on the effective Landé factors.

The influence of the effective Landé factor, or in fact of the product $g_\eta m_\eta / \cos(\theta)$, is further evidenced in the case of $\beta + \alpha$, the field-dependent amplitude of which exhibits a profound dip (see Fig. 8). At variance with the spin-zero phenomenon observed for basic orbits, this dip is due to the cancellation of the first and second order terms of Eq. 16. Indeed, putting aside the spin damping factors contribution, $R_{\beta+\alpha}$ is close to the product $R_\beta R_\alpha$ appearing in Eq. 16. Nevertheless, in line with the data of Fig. 9, their respective value strongly depend on the effective Landé factors. Otherwise, despite strong fluctuations around the dips, the LK behaviour, hence the prediction of the Falicov-Stachowiak model ($m_\alpha + m_\beta = m_{\beta+\alpha}$) is recovered at high temperature. It must be pointed out that the

occurrence of such dips has not been reported yet in experiments. This is not surprising in the case of θ -(BEDT-TTF)₄CoBr₄(C₆H₄Cl₂) since the temperature range explored is below 4.2 K whereas the dip is observed at 9.3 K in Fig. 8. According to the data in Fig. 9, the behaviour of κ -(BEDT-TTF)₂Cu(NCS)₂ is strongly dependent on the value of g_α (the g_α range explored in Fig. 8 remains within the reported experimental uncertainty). It must be pointed out that changing the value of g_α is equivalent to change the value of $g_{\beta+\alpha}m_{\beta+\alpha}/\cos(\theta)$, hence the value of the tilt angle θ . Such angle differences could explain the discrepancy between the data of Refs. 8 (for which $m_{\beta+\alpha} = m_\alpha + m_\beta$, in agreement with the data in Fig. 9(d)) and 10 (where $m_{\beta+\alpha}/(m_\alpha + m_\beta) = 0.73$, which is more in line with the data of Fig. 9(e)).

To conclude with mass plots let us consider the 'forbidden orbit' $\beta - \alpha$, the data of which are reported in Fig. 10. It can be remarked first that the high temperature slope of the mass plots is the same as for the LK predictions of $\beta + \alpha$. In other words, $m_{\beta-\alpha} \simeq m_\alpha + m_\beta$ at high temperature, in agreement with the numerical simulations of Ref. 29. In contrast, strong deviations from the LK behaviour are observed at low temperature. Besides, as pointed out in Ref. 23, the amplitude $A_{\beta-\alpha}$ is higher than $A_{\beta+\alpha}$ in the case of κ -(BEDT-TTF)₂Cu(NCS)₂. Again, this behaviour can be explained by the value of the spin damping factor which is smaller than for θ -(BEDT-TTF)₄CoBr₄(C₆H₄Cl₂): $R_{\beta+\alpha}^s = -0.19$ and -0.98 , respectively.

Finally, let us consider briefly the field-dependent Onsager phase factor introduced in Eq. 21. Since significant phase shift can be observed at large magnetic field in Fig. 3, the oscillation periodicity in $1/B$ could be questioned. An 'apparent' oscillation frequency F_{app} can be defined as $1/F_\eta^{app} = 1/B_i - 1/B_{i+1}$ where B_i and B_{i+1} are the fields at which two successive oscillation maxima occur. F_η^{app} can be evaluated through an implicit equation deduced from Eq. 21:

$$F_\eta^{app} = \frac{F_\eta}{1 + n_\eta^r [\omega(B_i) - \omega(B_{i+1})]/2\pi} \quad (24)$$

As reported in Fig. 11 relevant to F_α for κ -(BEDT-TTF)₂Cu(NCS)₂, frequency variations are small, even at very high field. As a result, owing to the limited field range in which oscillations are observed (even not to mention experimental uncertainties), the periodicity in $1/B$ is still observed and it can be checked that Fourier analysis yields clear peaks. These state-

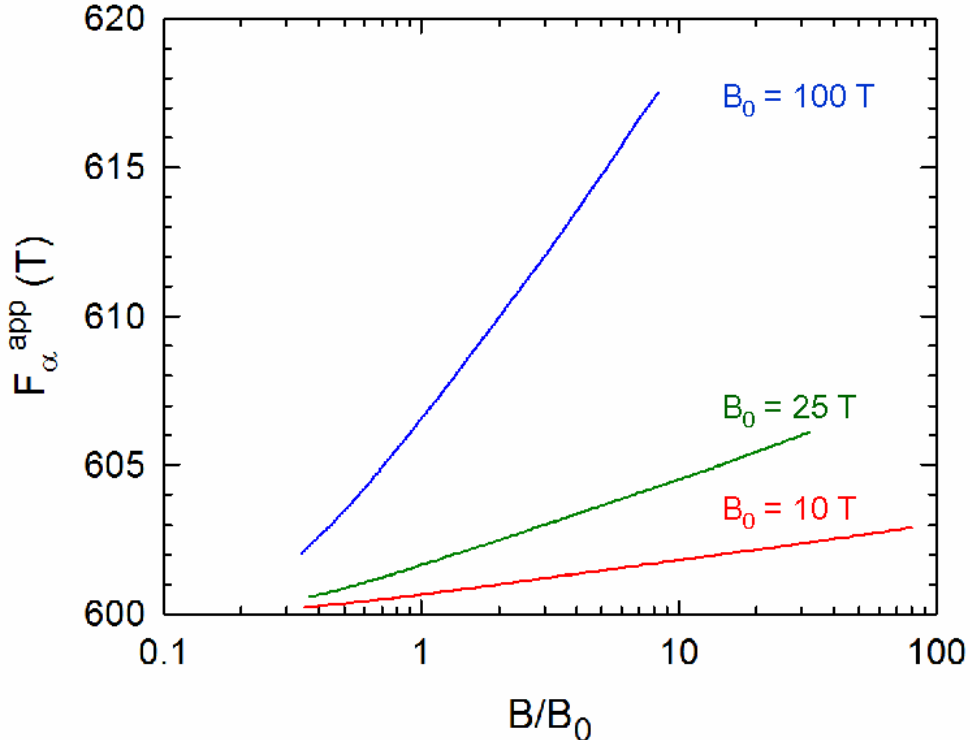


FIG. 11. Field dependence of the apparent frequency F_α^{app} deduced from Eq. 24 for $F_\alpha = 600$ T, relevant to κ -(BEDT-TTF)₂Cu(NCS)₂, and various values of the magnetic breakdown field B_0 .

ments are in agreement with the data of Ref. 6 relevant to θ -(BEDT-TTF)₄CoBr₄(C₆H₄Cl₂).

IV. SUMMARY AND CONCLUSION

The field- and temperature-dependent amplitude and phase of de Haas-van Alphen oscillations relevant to the model Fermi surface by Pippard have been studied in the case of the organic metals κ -(BEDT-TTF)₂Cu(NCS)₂ and θ -(BEDT-TTF)₄CoBr₄(C₆H₄Cl₂). The main feature of the analytic formulae governing the Fourier components amplitude is the presence of second order terms (the first order terms corresponding to the LK predictions).

Amplitude of the basic orbit α and the MB-induced β and $2\beta - \alpha$ orbits, satisfactorily follow the LK behaviour, provided the spin damping factor of the leading term is not too small, *i.e.* far from spin-zeroes. This result, due to small value of the second order terms, validates the data analysis performed within the LK model, widely reported in the literature. In contrast, besides deviations from the LK behaviour at low temperature and high field,

amplitude of the MB orbit $\beta + \alpha$ and harmonics may exhibit strong dips. Even though these dips are strongly linked to the spin damping factors value, this behaviour is not due to spin-zero phenomenon but to the cancellation of first and second order terms at peculiar values of the magnetic field and temperature, instead. In particular, the discrepancies observed in the reported data can be explained on the basis of different orientation of the magnetic field with respect to the conducting plane (different θ angle). At high temperature, the LK behaviour is observed for all the semiclassical orbits and harmonics. In particular, the effective mass follows the Falicov-Stachowiak model ($m_{n_\alpha\alpha+n_\beta\beta} = n_\alpha m_\alpha + n_\beta m_\beta$).

As for the 'forbidden orbit' $\beta - \alpha$, which is only governed by second order terms, although its Fourier amplitude strongly deviates from the LK behaviour at low temperature, its effective mass is given by $m_{\beta+\alpha} = m_\alpha + m_\beta$ at high T/B ratio, in agreement with previous numerical simulations.

Finally, to have a full description of the oscillation spectrum, a field-dependent Onsager phase must be taken into account for Fourier components involving Bragg reflections. Nevertheless, although it can reach significant values, this additional phase have a little effect on the frequencies deduced from Fourier analysis.

* E-mail address: alain.audouard@lncmi.cnrs.fr

† E-mail address: fortin@ijl.nancy-universite.fr

¹ I. M. Lifshits and A. M. Kosevich, Dokl. Akad. Nauk SSSR **96** 963 (1954) (in Russian), Sov. Phys. JETP **2** 636 (1956).

² D. Shoenberg, Magnetic Oscillations in Metals (Cambridge University Press, Cambridge, 1984).

³ H. Urayama, H. Yamochi, G. Saito, S. Sato, A. Kawamoto, J. Tanaka, T. Mori, Y. Maruyama and H. Hinokuchi, Chem. Lett. **3** 463 (1988).

⁴ D. Jung, M. Evain, J.J. Novoa, M.-H. Whangbo, M.A. Beno, A.M. Kini, A.J. Schultz, J.M. Williams, and P.J. Nigrey, Inorg. Chem. **28** 4516 (1989).

⁵ A. Audouard, J.-Y. Fortin, D. Vignolles, R.B. Lyubovskii, L. Drigo, F. Duc, G.V. Shilov, G. Ballon, E.I. Zhilyaeva, R.N. Lyubovskaya and E. Canadell, EPL **97** 57003 (2012).

⁶ A. Audouard, J.-Y. Fortin, D. Vignolles, R. B. Lyubovskii, E. I. Zhilyaeva, R. N. Lyubovskaya and E. Canadell, Synthetic Metals **171** 51 (2013).

- ⁷ A. B. Pippard, Proc. Roy. Soc. (London) **A270** 1 (1962).
- ⁸ F.A. Meyer, E. Steep, W. Biberacher, P. Christ, A. Lerf, A.G.M. Jansen, W. Joss, P. Wyder and K. Andres, Europhys. Lett. **32** (1995) 681.
- ⁹ N. Harrison, R. Bogaerts, P.H.P. Reinders, J. Singleton, S.S. Blundell and F. Herlach, Phys. Rev. B **54** 9977 (1996).
- ¹⁰ S. Uji, M. Chaparala, S. Hill, P. S. Sandhu, J. Qualls, L. Seger and J.S. Brooks, Synth. Met. **85** 1573 (1997).
- ¹¹ E. Steep, L.H. Nguyen, W. Biberacher, H. Müller, A.G.M. Jansen and P. Wyder, Physica B **259-261** 1079 (1999).
- ¹² L. M. Falicov and H. Stachowiak, Phys. Rev. **147** 505 (1966).
- ¹³ A.A. Slutskin and A.M. Kadigrobov, Soviet Physics-Solid State, **9** 138 (1967).
- ¹⁴ A.P. Kochkin, Sov. Phys. JETP **27** 324 (1968).
- ¹⁵ W. Huang and P.L. Taylor, Phys. Rev. Lett. **36** 231 (1976).
- ¹⁶ P.T. Coleridge, and I.M. Templeton, Phys. Rev. Lett. **27** 507 (1971).
- ¹⁷ For convenience, energies (E) such as μ , Δ_0 , Δ_1 are expressed in units of Tesla, using the conversion $(u_0/k_B)[T/J] \times E[J] = E[T]$. B and T are the magnetic field [T] and temperature [K], respectively. Effective masses are expressed in units of the electron mass m_e , and magnetization in Tesla units. The advantage of taking this convention is that field, frequencies and temperature are not expressed in reduced units.
- ¹⁸ In the case where the magnetic field direction is not parallel to the normal to the conducting plane (angle θ), B is changed to $B \cos \theta$ and the spin damping factor is written $R_{\eta,p}^s = \cos(\pi g_\eta m_\eta / 2 \cos \theta)$.
- ¹⁹ T. Sasaki, H. Sato and N. Toyota, Solid State Commun. **76** 507 (1990).
- ²⁰ K. Andres, C.-P. Heidmann, H. Müller, S. Himmelsbach, W. Biberacher, Ch. Probst and W. Joss, Synth. Met. **42** 1893 (1991).
- ²¹ C.-P. Heidmann, H. Müller, W. Biberacher, K. Neumaier, C. Probst and K. Andres, Synth. Met. **42** 2029 (1991).
- ²² J. Caulfield, W. Lubczynski, F.L. Pratt, J. Singleton, D.Y.K. Ko, W. Hayes, M. Kurmoo and P. Day, J. Phys.: Condens. Matter **6** (1994) 2911.
- ²³ V.M. Gvozdkov, A.G.M. Jansen, D.A. Pesin, I. Vagner and P. Wyder, Phys. Rev. B **70** 245114 (2004).

- ²⁴ J.-Y. Fortin and A. Audouard, Phys. Rev. B **80** 214407 (2009).
- ²⁵ Of course, dealing with real experiments, effective mass is merely deduced from fitting directly Eq. 22 to the mass plot data.
- ²⁶ A. Audouard, V.N. Laukhin, J.Béard, D. Vignolles, M. Nardone, E. Canadell, and T.G. Prokhorova and E.B. Yagubskii, Phys. Rev. B **74** 233104 (2006).
- ²⁷ A. Audouard, F. Duc, D. Vignolles, R.B. Lyubovskii, L. Vendier, G. V. Shilov, E.I. Zhilyaeva, R.N. Lyubovskaya, E. Canadell, Phys. Rev. B **84** 045101 (2011).
- ²⁸ Actually, parameters such as $F_\eta, B_0, T_{D\eta}$ are pressure-dependent, as well, which influences the Fourier amplitude. Nevertheless, the spin-zeroes angles only depend on the product $g_\eta^* m_\eta$.
- ²⁹ J.-Y. Fortin, E. Perez and A. Audouard, Phys. Rev. B **71** 15501 (2005).