

Kinematic imprint of clumpy disk formation on halo objects

Shigeki Inoue^{1,2}

¹ Mullard Space Science Laboratory, University College London, Holmbury St. Mary, Dorking, Surrey, RH5 6NT, UK
e-mail: shigeki.inoue@nao.ac.jp

² National Astronomical Observatory of Japan, Mitaka, Tokyo 181-8588, Japan

Received September 15, 1996; accepted March 16, 1997

ABSTRACT

Context. Clumpy disk galaxies in the distant universe, at redshift of $z \gtrsim 1$, have been observed to host several giant clumps in their disks. They are thought to correspond to early formative stages of disk galaxies. On the other hand, halo objects, such as old globular clusters and halo stars, are likely to consist of the oldest stars in a galaxy (age $\gtrsim 10$ Gyr), clumpy disk formation can thus be presumed to take place in a pre-existing halo system.

Aims. Giant clumps orbit in the same direction in a premature disk and are so massive that they may be expected to interact gravitationally with halo objects and exercise influence on the kinematic state of the halo. Accordingly, I scrutinize the possibility that the clumps leave a kinematic imprint of the clumpy disk formation on a halo system.

Methods. I perform a restricted N -body calculation with a toy model to study the kinematic influence on a halo by orbital motions of clumps and the dependence of the results on masses (mass loss), number, and orbital radii of the clumps.

Results. I show that halo objects can catch clump motions and acquire disky rotation in a dynamical friction time scale of the clumps, ~ 0.5 Gyr. The influence of clumps is limited within a region around the disk, while the halo system shows vertical gradients of net rotation velocity and orbital eccentricity. The significance of the kinematic influence strongly depends on the clump masses; the lower limit of postulated clump mass would be $\sim 5 \times 10^8 M_\odot$. The result also depends on whether the clumps are subjected to rapid mass loss or not, which is an open question under debate in recent studies. The existence of such massive clumps is not unrealistic. I therefore suggest that the imprints of past clumpy disk formation could remain in current galactic halos.

Key words. methods: numerical – galaxies: halos – galaxies: spiral – galaxies: evolution

1. Introduction

Although disk galaxies in the local universe generally have relatively smooth stellar distributions in which small star clusters of $M_{cl} \lesssim 10^3 M_\odot$ reside (e.g., Lada & Lada 2003), some galaxies in the high redshift universe (redshift of $z \sim 1 - 5$) have been observed to have clumpy structures in which massive *clumps* are forming (e.g., van den Bergh et al. 1996; Elmegreen et al. 2004, 2007, 2009a,b; Elmegreen & Elmegreen 2005; Förster Schreiber et al. 2006, 2009, 2011; Genzel et al. 2006, 2008, 2011; Tacconi et al. 2010; Puech 2010; Guo et al. 2012; Swinbank et al. 2011, 2012; Newman et al. 2012; Wuyts et al. 2012; Livermore et al. 2012). Regardless of their irregular morphologies, the galaxies indicate clear rotation in spectroscopic observations as signatures of disk structures, although some considerable fraction of them may be ongoing mergers (e.g., Weiner et al. 2006; Förster Schreiber et al. 2009; Puech 2010). These are referred to as clump clusters and chain galaxies, depending on viewing angles seen face-on or edge-on, respectively. In such galaxies, a single clump was observed to have, at the largest, a mass of $M_{cl} \sim 10^9 - 10^{10} M_\odot$. Recently, Hodge et al. (2012) also found a rotating clumpy gas disk in a sub-millimeter galaxy at a redshift $z \approx 4$. The clumpy galaxies are thought to be disk galaxies in early stages of their formation. Numerical simulations showed that dynamical instability due to the gas-rich nature of a premature disk can lead to clump formation: the clumps fall into the galactic center by dynamical friction and may form a central bulge. Such numerical studies demonstrated that a clumpy galaxy can finally evolve into a disk galaxy

(Noguchi 1998, 1999; Immeli et al. 2004a,b; Bournaud et al. 2007; Elmegreen et al. 2008a,b; Bournaud & Elmegreen 2009; Agertz et al. 2009; Dekel et al. 2009a; Aumer et al. 2010; Ceverino et al. 2010, 2012; Inoue & Saitoh 2011, 2012).

However, these results do not necessarily mean that all of the current disk galaxies were once clumpy galaxies. Elmegreen & Elmegreen (2005) have observationally discussed that clumpy galaxies have too high a surface density to be current disk galaxies such as the Milky Way and that they would evolve into other types of galaxy (e.g., elliptical galaxies by mergers). Furthermore, Martig et al. (2012) performed simulations of modeled galaxies joined to a cosmological run and demonstrated that clumpy disk formation is preceded by intense gas accretion at high redshift and that clumpy disk formation would not be common in isolated environments.

How common was clumpy disk formation in the universe? Can we know which disk galaxy was once a clumpy galaxy? To answer these questions, it is important to seek a clue concerning the past clumpy disk formation in current galactic structures. In this paper, I focus on halo objects such as old globular clusters (GCs) and halo stars (HSs), which are likely to consist of the oldest stars in a galaxy. Generally, GCs are classified into metal-poor and -rich ones. Metal-poor GCs are usually old (age $\gtrsim 10$ Gyr), although there are some exceptions and sub-groups in their classification (e.g., Harris & Racine 1979; Harris 1991, 2001; Brodie & Strader 2006, and references therein).

Clumpy disk galaxies, on the other hand, can be observed even at a redshift of $z \sim 1$ (~ 8 Gyr in look-back time). Hence, clumpy disk formation can be thought to postdate the forma-

tion epoch of halo objects and expected to take place in a *pre-existing* halo if the halo objects have an internal origin, such as the collapse of proto-galactic gas¹, which was the concept of Eggen et al. (1962). If clumps are many and massive enough to interact gravitationally with halo objects, orbital motions of the clumps may exercise influence on the kinematic state of the halo objects. Elmegreen et al. (2008a) and Inoue & Saitoh (2011) have conducted numerical simulations that showed that a density profile of a dark matter (DM) halo can be changed due to kinematic heating by giant clumps. Their results also imply that kinematics of halo objects may be affected by the clumps.

In this paper, I perform restricted N -body calculations using simple toy models, demonstrate how giant clumps exercise influence on halo objects, and examine dependence on masses, number, and orbital radii of the clumps. Additionally, I discuss the impact of mass loss of the clumps on my result, which have been recently suggested to be caused by a strong gas outflow. Although, in my study I discuss the kinematics of GC systems, this can also be applied to HS. I explain my model settings and method in §2 and show the results and discuss the kinematic imprint of clumps in §3. I present the discussion and summary of this paper in §4 and §5, respectively.

2. Restricted N -body calculation

As mentioned above, I perform restricted N -body calculations with a simple model. I assume a DM halo represented by a rigid potential of a Navarro-Frenk-White model (Navarro et al. 1997, hereafter NFW) with a virial mass of $1.0 \times 10^{12} M_{\odot}$, a virial radius of 200 kpc, and a concentration parameter of 15. Indeed, clumpy galaxies at a redshift of $z \sim 2$ are thought to live in DM halos of $\sim 10^{12} M_{\odot}$ in which cold stream is expected to take place (e.g., Dekel et al. 2009b).

Initially GCs (and HSs) are assumed to have a distribution with a spherical number density profile of

$$n_{\text{GC}}(r) = n_0 \frac{r_0^{3.5}}{r^2(r_0 + r)^{1.5}}, \quad (1)$$

according to observations of GCs in the Milky Way (Harris 2001), where I set $r_0 = 4$ kpc and n_0 is a constant normalized by the total number of GCs (see below). I assume a truncation on the distribution outside 100 kpc and a constant density inside 100 pc. The GC system has an equilibrium and isotropic kinematic state determined by a solution of Jeans equations. A single GC is represented by a single mass-less particle.

As a fiducial model, the structure of a clump is represented by a Plummer model with a mass of $M_{\text{cl}} = 5 \times 10^8 M_{\odot}$ and a Plummer radius of $\epsilon = 200$ pc. Elmegreen & Elmegreen (2005) have observed that the numbers of clumps are 5 – 14 and the averaged clump masses range from $0.21 - 1.36 \times 10^9 M_{\odot}$ in their sample galaxies. In accordance with their observation, my initial condition sets ten clumps in circular orbits at radii of 1, 2, 3, \dots , 10 kpc from the halo center. All clumps orbit in the same direction in the same orbital plane. The initial orbital phase is randomly determined on each clump. Additionally, I perform other runs with different settings of the clump mass, number, and the initial radii (see §3).

¹ As another scenario, halo objects may be brought in by accretion events of dwarf galaxies after the clumpy phase (e.g., Abadi et al. 2006). Composite models are also possible. Mackey & Gilmore (2004) have estimated that nearly half of the mass of the Galactic stellar halo is from external accretion and the other half is from an internal origin.

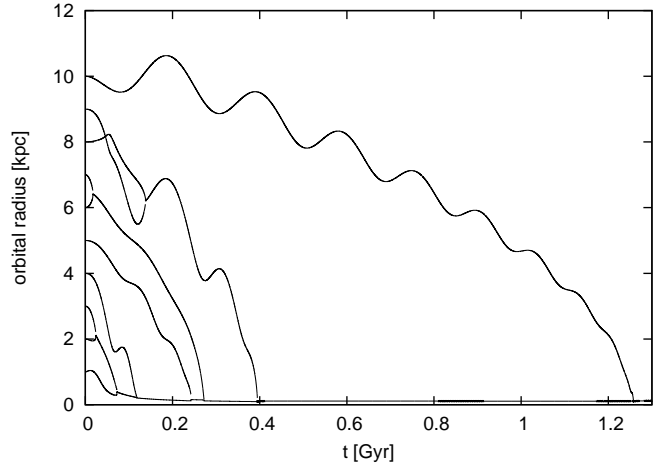


Fig. 1. Time evolution of orbital radii of the clumps in the fiducial model.

Gravity calculation takes into account gravitational forces from the clumps to the GCs and mutual interactions between the clumps. I set the total number of GCs to 100,000. Of course, there is not such a large number of GCs in any given galaxy. However, results of this calculation are independent of the number of GCs since they are mass-less particles. Hence, I employ as large a number of GCs as possible for the sake of good statistics. Dynamical friction is ignored on the GCs, but embodied with the Chandrasekhar formula on the clumps, adopting $\ln \Lambda = 8.4$ (Chandrasekhar 1943; Binny & Tremaine 2008). Since a proper value of $\ln \Lambda$ is unclear (e.g., Hashimoto et al. 2003; Fujii et al. 2006; Inoue 2009, 2011), I set the value to match infall time scale of the clumps with the results of other numerical simulations, ~ 0.5 Gyr (e.g., Bournaud et al. 2007; Elmegreen et al. 2008a; Ceverino et al. 2012). When a distance between two clumps becomes shorter than ϵ , they merge into one, the mass of which is the sum of the two. I conduct the orbital calculation with the second-order leap-frog time integrator and a shared time step of $\Delta t = 0.03 \times \sqrt{\epsilon^3 / (GM_{\text{cl}})} = 0.057$ Myr until $t = 5$ Gyr.

3. Results

3.1. The fiducial model

In the fiducial model, I set ten clumps in the DM halo; the masses of the clumps are $M_{\text{cl}} = 5 \times 10^8 M_{\odot}$, following the observation of Elmegreen & Elmegreen (2005). Since their galaxy samples have disk diameters of 13 – 29 kpc, I set the initial clump orbital radii to 1 – 10 kpc with constant separations. I assume that the clump masses are constant unless they merge.

The clumps fall into the galactic center by dynamical friction and finally form a clump-origin bulge. Figure 1 shows time evolution of orbital radii of the clumps in the fiducial case. Nine of the ten clumps reach the galactic center by $t \approx 0.4$ Gyr while merging with one another. Although the outermost clump does not experience any merger, it spirals into the center at $t \approx 1.2$ Gyr.

Figure 2 displays a GC distribution seen edge-on in the end state of the calculation. The figure shows a slightly aspherical distribution, though it was initially assumed to be spherical. Figure 3 shows a line-of-sight (LoS) velocity map. The halo system indicates a clear rotation around the disk plane in the end state, implying that the GCs catch the clump orbital motions through gravitational interaction.

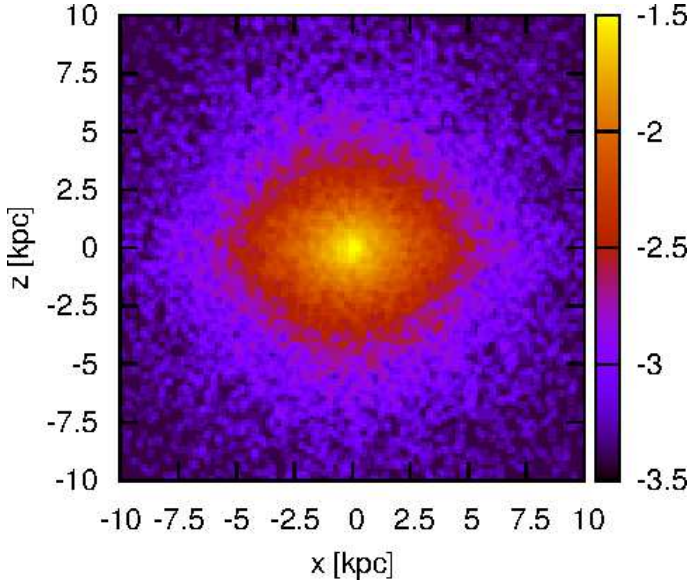


Fig. 2. Probability density distribution of the GCs from the edge-on view in the unit of kpc^{-2} in the end state of the fiducial calculation. The initial distribution was set to the spherical one, according to Eq. 1. The probability density is defined as the number of GCs in each bin divided by the total number.

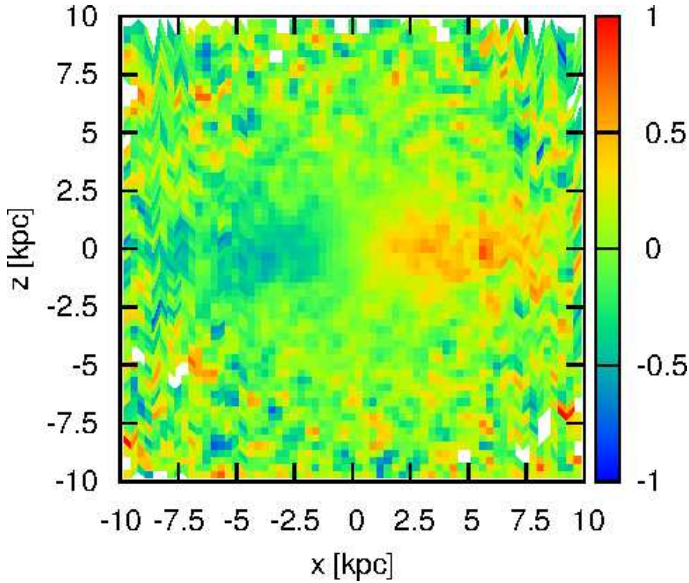


Fig. 3. Map of mean LoS velocity from the edge-on view in the fiducial run. The values are normalized by the LoS velocity dispersion inside $r_0 = 4$ kpc, which is 106 km s^{-1} .

Vertical profiles of mean azimuthal velocities and orbital eccentricities in different radial ranges are shown in Figure 4. The kinematic influence by the clumps can be seen up to $R \lesssim 10$ kpc and $z \lesssim 3$ kpc, showing vertical gradients of the rotation velocities and the orbital eccentricities. In this region, the halo indicates slow but clear net rotation and GCs rotating prograde are circularized. In the innermost region, $R = 1 - 4$ kpc, orbits of retrograde GCs are radialized rather than circularized, and prograde GCs are not strongly circularized. This is probably because of a potential of the massive bulge built up from the clumps.

In the fiducial run, I see that clump motions can rotate the halo objects if they are many and massive enough. However,

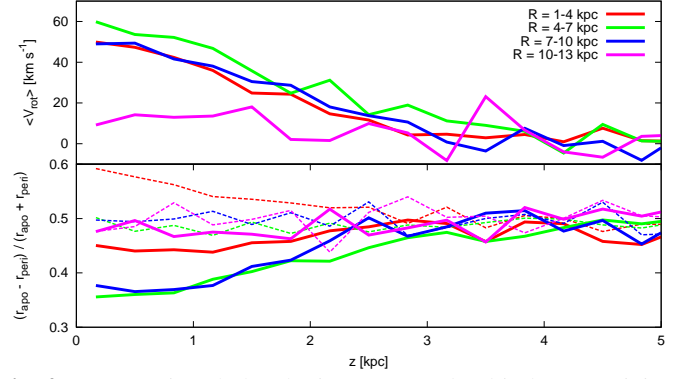


Fig. 4. Mean azimuthal velocity (top) and orbital eccentricity, $e \equiv (r_{\text{apo}} - r_{\text{peri}}) / (r_{\text{apo}} + r_{\text{peri}})$, (bottom) of the GCs as functions of distance from the clump orbital plane in the end state of the fiducial run, where r_{apo} and r_{peri} are apo- and peri-center distances, respectively. Each line indicates a radial range in cylindrical coordinate, R . In the bottom panel, GCs rotating prograde and retrograde are separately plotted; the thick and thin lines correspond to prograde and retrograde ones, respectively.

some parameters assumed in the calculation are unclear in current observations and clumpy galaxies have been observed to have a variety of their properties. In the following subsections, I perform further calculations with different settings.

3.2. Fewer clumps

Although Elmegreen & Elmegreen (2005) have observed that the average number of clumps is nearly ten in a clumpy galaxy, this may not be a typical number. For example, Förster Schreiber et al. (2011) and Guo et al. (2012) observed that the median numbers of clumps are five and four in their samples, respectively. Accordingly, I run similar calculations with fewer clumps.

I set five clumps in the halo model, of which initial orbital radii are 2, 4, \dots , 10 kpc. The other parameters are the same as the fiducial run. Figure 5 displays a LoS velocity map and vertical profiles of mean azimuthal velocities and orbital eccentricities. Although the rotating signature is a little weaker than the fiducial run, significant differences cannot be seen. Hence, the number of clumps does not seem to change the results in the range of 5 – 10 clumps.

The orbital radii of clumps in the fiducial run may also not be typical. Although giant clumps seem to fall toward the center from $\gtrsim 10$ kpc in cosmological simulations (Ceverino et al. 2012), Elmegreen et al. (2007) had observed that root mean squares of clump positions in galaxies are 1 – 8 kpc. Thus, some clumpy galaxies may be more compact than the fiducial model. Accordingly, I conduct a run setting five clumps at 1, 2, \dots , 5 kpc from the galactic center.

The results are shown in Figure 6. The figure indicates significant rotation and orbital circularization in $R = 1 - 7$ kpc as a kinematic imprint of the clump motions. The region of $R > 7$ kpc remains intact because of the absence of outer clumps. From these results, I suggest that inner regions of a disk galaxy may retain the disk rotation caused by clump motions since clumps have to pass through the inner regions of galaxies to reach the center, the inner regions therefore cannot avoid the kinematic influence by the clumps, in cases where the clumps are long lived and can reach the galactic center by dynamical friction.

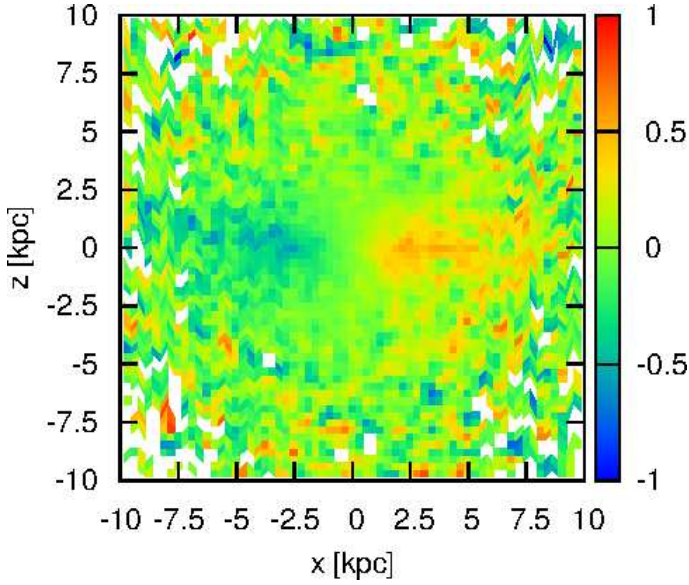


Fig. 5. Same as Figure 3 and Figure 4, but setting five clumps with constant separations of 2 kpc in the initial state. The LoS velocity dispersion inside r_0 is 92.2 km s^{-1} in the top panel.

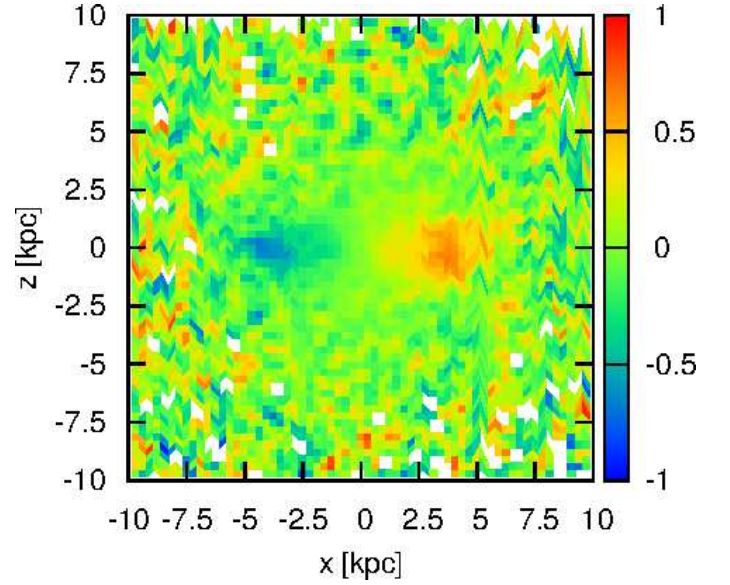


Fig. 6. Same as Figure 3 and Figure 4, but setting five clumps with constant separations of 1 kpc between $R = 1 - 5 \text{ kpc}$ in the initial state. The LoS velocity dispersion inside r_0 is 92.5 km s^{-1} in the top panel.

3.3. Lower mass clumps

Masses of giant clumps have been observed to range widely in $10^5 - 10^{10} M_{\odot}$ (e.g., Elmegreen et al. 2009a,b; Guo et al. 2012; Livermore et al. 2012). Swinbank et al. (2012) have recently discussed that the most massive clump mass in a clumpy galaxy would be $10^8 - 10^9 M_{\odot}$ and present observations have shown that massive clumps reaching $\geq 10^9 M_{\odot}$ do exist. However, such massive clumps may be rare. Accordingly, I run another simulation setting ten clumps, the masses of which are $M_{cl} = 1 \times 10^8 M_{\odot}$. The other parameters are the same as the fiducial run.

The result is shown in Figure 7. In comparison to the previous runs, the halo rotation due to the clumps is much weaker in this case. In the bottom panel, although a rotating signature can be seen weakly in $z \lesssim 1 \text{ kpc}$ and $R = 1 - 7 \text{ kpc}$, it is less significant than the previous cases and the orbital eccentricities are unchanged. Hence, clumps smaller than $1 \times 10^8 M_{\odot}$ could not be expected to leave the kinematic imprint on halo objects.

It is important to remark that dynamical friction depends on clump mass. In the Chandrasekhar formula, the deceleration is proportional to the clump mass and the low-mass clumps slowly migrate into the galactic center (Chandrasekhar 1943; Binney & Tremaine 2008). Since the clump masses are five times smaller, the time scale of orbital shrinkage of the clumps is approximately five times longer than that in the fiducial case.

Although such lower mass clumps have a longer time to interact with the halo objects, the imprinted rotation on the halo is much weaker. Accordingly, I see that the clump interaction with halo objects seems to strongly depend on the clump masses.

3.4. The case with mass loss

Noguchi (1996) has pointed out the possibility that giant clumps may be fragile objects if they suffer mass loss from outflow strong enough to blow gas out. Recently, Genzel et al. (2011) and Newman et al. (2012) have actually observed such outflow from clumps in some galaxies, which exceeds escape velocities of the clumps. Furthermore, Hopkins et al. (2011) and Genel et al. (2012) performed numerical simulations that suggest that such superwinds can blow gas away from clumps and prevent the clumps from growing massive. As a result, the clumps become vulnerable to tidal disruption. These studies discussed that clumps would be short lived and disrupted in a few dynamical times of the clump rotation. On the other hand, Förster Schreiber et al. (2011) and Guo et al. (2012) observed radial-age gradients of clumps in some galaxies. They argued that the age gradients could be indicative of the migration and longevity of the clumps. Moreover, Elmegreen et al. (2009a) discussed that clump ages are intrinsically closer to ages of bulge-like objects in galaxies, in cases where there are bulge-

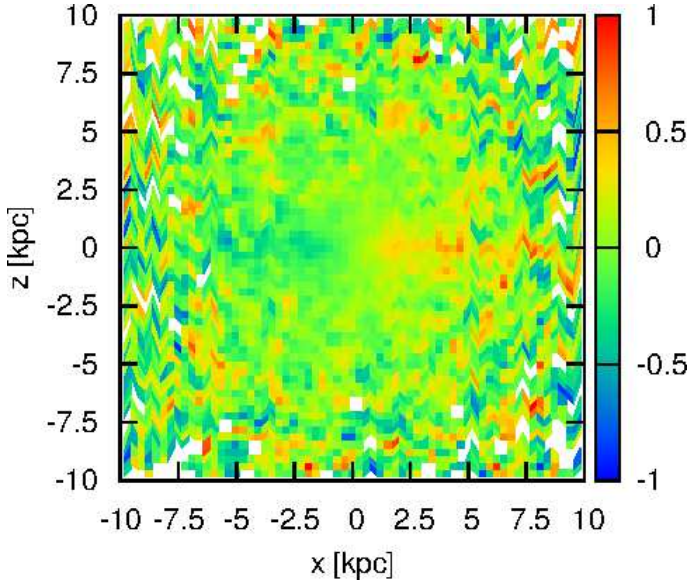


Fig. 7. Same as Figure 3 and Figure 4, but ten clumps of $1 \times 10^8 M_{\odot}$. The LoS velocity dispersion inside r_0 is 81.2 km s^{-1} .

like objects. They discussed that giant clumps are long lived and can reach the galactic center by dynamical friction.

In cases where the superwinds are real and clumps are short lived, clumps may not be able to interact with halo objects. Accordingly, I perform a run assuming mass loss from the clumps in the calculation to study how the mass loss caused by the superwinds and/or tidal disruption affects the kinematic imprint on a halo. In this run, the masses of the clumps are initially $M_{cl} = 5 \times 10^8 M_{\odot}$. The clumps decrease their masses at a rate of 0.743 % per time step, while their orbits are time integrated. At this mass loss rate, the clumps lose 99 % of their masses in the first $t = 0.35 \text{ Gyr}$ (one orbital period at 10 kpc from the center).² In this case, the clumps do not build up a bulge because of the mass loss. The initial condition have ten clumps and the other settings are the same as the fiducial model.

Figure 8 displays a LoS velocity map, mean azimuthal velocities, and eccentricities in this case. Although halo rotation appears only weakly inside $R \lesssim 4 \text{ kpc}$ and $z \lesssim 2 \text{ kpc}$, the weak influence in the innermost region may be due to the initial set-up arbitrarily putting some clumps on the inner radii. Here, the mass loss time scale becomes relatively long compared to orbital time scale. As noted in §3.3, since the deceleration by dynamical friction is proportional to the clump mass in the Chandrasekhar formula, the clumps losing their masses can keep their orbits for a long time. However, as shown here, the clumps subjected to the

² This rate corresponds to $-6.56 M_{\odot} \text{ yr}^{-1}$ for $M_{cl} = 5 \times 10^8 M_{\odot}$.

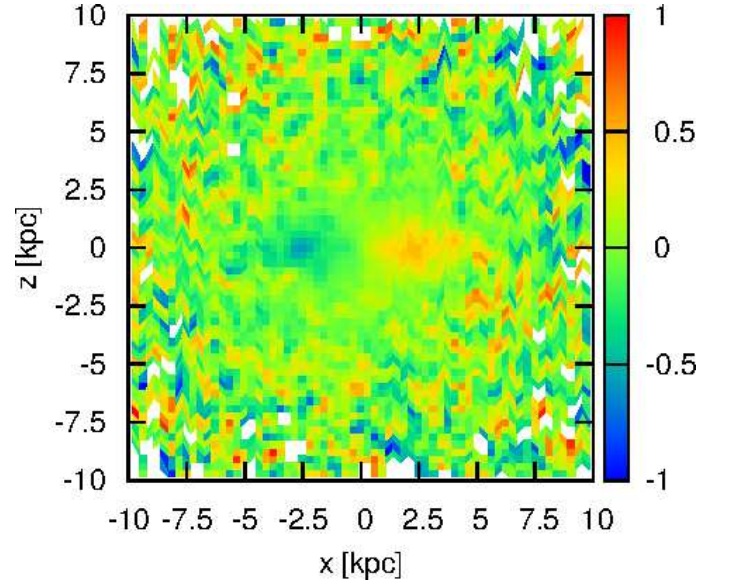


Fig. 8. Same as Figure 3 and Figure 4, but the mass loss from the clumps is implemented. The values are normalized by the velocity dispersion inside $r_0 = 4 \text{ kpc}$, which is 75.0 km s^{-1} .

rapid mass loss do not seem to exercise gravity on the halo objects significantly. Thus, I suggest that the existence of the rapid mass loss from clumps could be a crucial factor of the kinematic imprint of clumpy disk formation, which is still under debate.

4. Discussion

From the results above, I suggest that if giant clumps in a clumpy disk galaxy can retain their masses of $\gtrsim 5 \times 10^8 M_{\odot}$ until reaching the galactic center, they could gravitationally interact with halo objects, such as old GCs and HSs, even in the time scale of dynamical friction, $t \simeq 0.5 \text{ Gyr}$. Hence, clumpy disk formation can be expected to leave a kinematic imprint on the halo objects, which may still remain in a current galactic halo if the galaxy has not experienced violent disturbances, such as major mergers after the clumpy phase. In such a case, the influenced halos would show net rotation with vertical gradients of mean velocity and orbital eccentricity around a disk plane.

The calculations, however, seem to show that the significance of the kinematic influence strongly depends on the clump mass. If the clumps are less massive than $1 \times 10^8 M_{\odot}$ or if they suffer violent mass loss, the kinematic state of the halo barely changes. This means that clump mass (mass loss rate) is a key to whether or not we can deduce remnants of clumpy galaxies from halo kinematics in current disk galaxies. From the result of §3.3, I estimate that the critical mass to exercise influence on

a halo would be $M_{cl} \sim 5 \times 10^8 M_{\odot}$ if there is no mass loss. Present observations have observed clumps more massive than this criterion in clumpy galaxies. Therefore the existence of such massive clumps is not unrealistic. However, current high redshift observations are biased to relatively luminous galaxies, and such brighter galaxies are naively expected to host more massive clumps than fainter galaxies (e.g., Elmegreen et al. 2007, 2009a,b). Hence, although the massive clumps can exist, their typical mass may be lower than the critical mass, and the clump masses could depend on the mass of the host galaxy.

In §3.4, I showed that the life time of clumps is also a key factor. Although I arbitrarily set the mass loss rate of the clumps (99 % mass loss in 0.35 Gyr) in my calculation, simulations of Genel et al. (2012) have suggested much shorter life times of clumps, ~ 50 Myr at $R \sim 3$ kpc. Therefore, I infer that the kinematic imprint would be even weaker than my calculation or could not be seen if such a high mass loss rate is real. However, it is still being actively debated whether the clumps are short or long lived, as I noted in §3.4 (see Genzel et al. 2011; Newman et al. 2012; Förster Schreiber et al. 2011; Guo et al. 2012).

Other dynamical processes may be able to provide a halo system with angular momentum. Numerical simulations by Bekki et al. (2002, 2005) have demonstrated that metal-poor GCs can obtain a net rotation by galactic mergers. However, their results showed that the GC system rotates significantly in an outer halo region rather than in an inner region. Moreover, the direction of the rotation would not necessarily coincide with the disk rotation in the merger scenario. Bois et al. (2011) conducted binary merger simulations with large samples, which also indicate that merger remnants generally have larger spin parameters in their outer regions than in their inner regions. In addition, Di Matteo et al. (2009) demonstrated that a merger remnant of non-rotating spherical galaxies can be a rotating elliptical. However, also in their simulation, an outer region of the remnant rather than an inner region, indicates significant rotation. In Figure 9, I show ratios of LoS velocities to LoS velocity dispersions. The ratios decline sharply outside the disk radii, and the outer regions are not rotating. Thus the rotation signatures by clumpy disk formation are different from those induced by galactic mergers (compare to Figure 6 of Di Matteo et al. (2009)). Also in cosmological N -body simulations, DM halos generally have averaged rotations approximately proportional to $j \propto r^{1.1}$ (e.g., Bullock et al. 2001). This indicates nearly constant or slightly increasing rotation velocities toward outer halos, where j is specific angular momentum, although a stellar halo may not necessarily share the same kinematic state with a DM halo. In Figure 10, radial profiles of angular momenta in my calculations are shown. Obviously, the angular momentum profiles are not in monotonic fashion and show little rotation outside the disk radii. I therefore suggest that the disky halo rotation caused by clump motions could be unique and distinguishable from the cosmological merger-origin rotation.

Having formed in a galactic disk, old stars may also have properties similar to the HSs influenced by clumps, even if the disk has not experienced a clumpy phase. These old stars can be heated up in the vertical direction by perturbations such as passages of spiral arms and giant molecular clouds. Eventually the old disk stars can have a thickened density distribution. However, the disky halo rotation by clumps is much slower than disk rotation. As a result, the rotating HSs could be distinguished kinematically (and also chemically) from the old disk stars.

Meanwhile, GCs associated with a galactic disk (disk GCs), which have been observed in some galaxies, also have

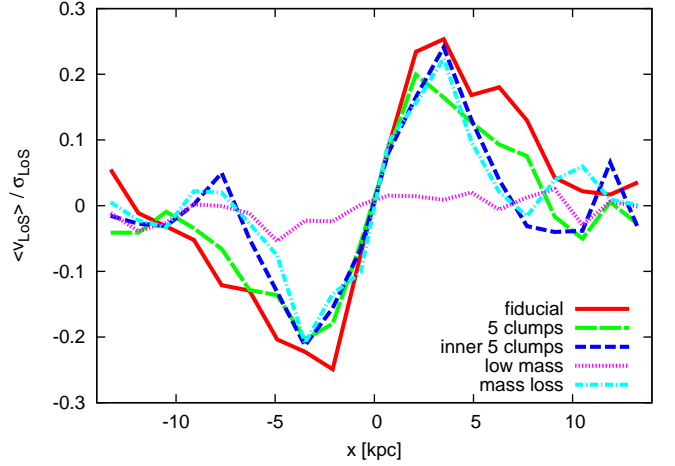


Fig. 9. Profiles of mean LoS velocities over dispersions of the halo systems along the disk planes. The LoS dispersion is computed in each bin, *not* in the central region. The red solid line indicates the results of §3.1; the green long-dashed and the blue short-dashed lines indicate the cases of 5 clumps with separations of 2 kpc and 1 kpc, respectively, in §3.2; the pink dotted line indicates the result of §3.3; the light blue dot-dashed lines indicate the results of §3.4.

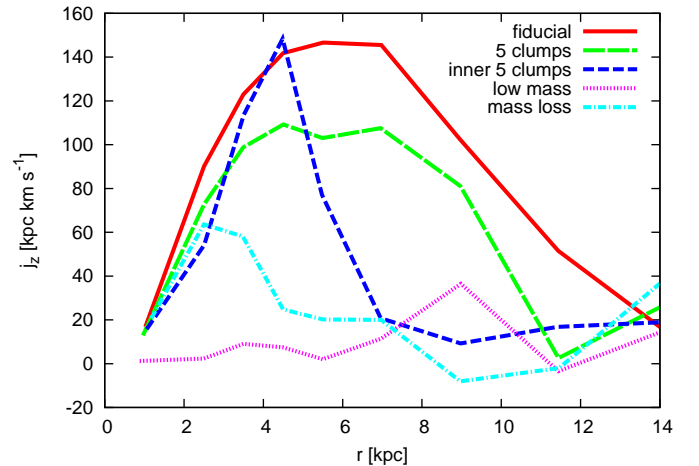


Fig. 10. Spherically averaged specific angular momentum profiles of the halo systems. The line types are the same as in Figure 9.

a disky kinematic state similar to my result (Zinn 1985; Chandar et al. 2002; Morrison et al. 2004; Mackey & Gilmore 2004; Mackey & van den Bergh 2005). However, the disk GCs are metal-rich and thought to have formed in a relatively late stage of galaxy evolution, although there seems to be a handful of old and metal-poor disk GCs (e.g., Dinescu et al. 1999, 2003; Mackey & Gilmore 2004). Furthermore, their orbits almost coincide with disk rotations, indicating nearly circular rotation velocities and low orbital eccentricities, which are inconsistent with my results (Figure 4: slow rotation and mild orbital circularization). Thus, I expect that the disk GCs are not indicative of the clump interaction and that clumpy disk formation does not explain the origin of the disk GCs.

However, origins of old GCs and HSs have not been elucidated yet and their initial states of distribution and kinematics are thus unclear (see Brodie & Strader 2006).

Some studies have suggested that a part of GCs and HSs seems to have external origins from accreting dwarf galaxies (e.g., Cote et al. 1998; Abadi et al. 2006; Mackey et al. 2010). Recently, Trujillo & Bakos (2012) observed stellar halos of two Milky Way-like galaxies at a redshift of $z \sim 1$, which seem to have structural properties similar to those of counterparts in the local universe. They suggest, however, that some accretion and/or star formation is still lasting after $z \sim 1$. If it is the case, acquisition by a galaxy of GCs and HSs may postdate the clumpy disk formation and the halo objects originating from such late accretion can avoid the influence in the clumpy disk formation stage.

What fraction of disk galaxies can have the imprints of past clumpy phases? If it is here assumed that a fraction, A , of current disk galaxies have experienced clumpy disk formation and that a fraction, B , of the clumpy galaxies have hosted giant clumps of $M_{cl} > 5 \times 10^8 M_{\odot}$, it is simply expected that approximately $A \times B$ of the current disk galaxies would show the imprinted signatures, even though the clumps have already disappeared to the current galaxies. However, it is still challenging to estimate the fractions of A and B in present observations that would be biased toward luminous galaxies. In this regard, cosmological simulations may be powerful tools to explore this issue, although current simulations are still lacking samples with high resolution (e.g., Martig et al. 2012).

Are there remnants of clumpy galaxies nearby? Some local disk galaxies have indeed been observed to have a net rotation in their old (metal-poor) GC system, such as the Large Magellanic Cloud (e.g., Freeman et al. 1983), M31 (e.g., Perrett et al. 2002), NGC253 (Olsen et al. 2004), NGC524 (Beasley et al. 2004), NGC2683 (Proctor et al. 2008), NGC3115 (Kuntschner et al. 2002).³ However, because of their faintness, the number of GCs observed spectroscopically to measure their kinematics is still limited in extra-galaxies. Furthermore, it would be observationally difficult to pick out a sufficiently large number of GCs from their disk regions. In the Milky Way, there seems to be little net rotation in metal-poor GCs in any radial ranges (e.g., Brodie & Strader (2006)⁴, although see Zinn (1985)). Meanwhile, rotation of HSs in the Milky Way is still controversial. Some observations have suggested a slow prograde rotation, $< 50 \text{ km s}^{-1}$, of the inner halo (Chiba & Beers 2000; Kepley et al. 2007; Carollo et al. 2007; Spagna et al. 2010)⁵, but others have favored a non-rotating inner halo (Vallenari et al. 2006; Smith et al. 2009; Bond et al. 2010). Thus, present observations do not seem to enable us to identify galaxies that were once clumpy disks. A near-future astrometry satellite mission, *Gaia*, is promising in this regard.

It should be noted that my calculations were performed with the simplistic toy models. In a real galaxy, disk formation and growth of DM halo follow the clumpy phase. A massive disk can deform a galactic potential into an axisymmetric (disky) one. Then, a distribution of halo objects would become aspherical, like Figure 2, by the disk potential even if there were no clumps in a disk-formation stage. Moreover, using a numerical simulation Inoue & Saitoh (2011) have demonstrated that a DM halo initially assumed to be an NFW profile is turned into a cored

profile in a clumpy galaxy, though I assumed the rigid NFW halo potential. More sophisticated and realistic simulations should be performed in future works.

5. Summary

If halo objects such as GCs and HSs have formed by internal processes of galaxy evolution, clumpy disk formation can be expected to have taken place in a pre-existing halo consisting of the old objects. In such a case, the clump orbital motions may be able to exercise influence on the kinematic state of the halo objects. Accordingly, I performed restricted N -body calculations and studied the kinematic imprint of the clumpy phase on a halo. I found that the halo objects can be expected to indicate slow rotation and orbital circularization around the galactic disk after the clumpy phase. I also found that postulated clump masses must be more massive than $5 \times 10^8 M_{\odot}$ and five clumps are enough to leave the imprint.

Acknowledgements. The author appreciates the referee for constructive and fascinating suggestions and is grateful to Daisuke Kawata and Kohei Hattori for their helpful discussion, and to Naoteru Gouda and Keith Waddington for reading proofs. This research was partially supported by the Ministry of Education, Science, Sports and Culture, Grant-in-Aid for Scientific Research (A), No.23244034, 2011-2015.

References

- Abadi, M. G., Navarro, J. F., & Steinmetz, M. 2006, MNRAS, 365, 747
 Agertz, O., Teyssier, R., & Moore, B. 2009, MNRAS, 397, L64
 Aumer, M., Burkert, A., Johansson, P. H., & Genzel, R. 2010, ApJ, 719, 1230
 Beasley, M. A., Forbes, D. A., Brodie, J. P., & Kissler-Patig, M. 2004, MNRAS, 347, 1150
 Bekki, K., Beasley, M. A., Brodie, J. P., & Forbes, D. A. 2005, MNRAS, 363, 1211
 Bekki, K., Forbes, D. A., Beasley, M. A., & Couch, W. J. 2002, MNRAS, 335, 1176
 Binney, J. & Tremaine, S. 2008, Galactic Dynamics Second Edition (Princeton: Princeton Univ. Press)
 Bois, M. et al. 2011, MNRAS, 416, 1654
 Bond, N. A. et al. 2010, ApJ, 716, 1
 Bournaud, F. & Elmegreen, B. G. 2009, ApJ, 694, L158
 Bournaud, F., Elmegreen, B. G., & Elmegreen, D. M. 2007, ApJ, 670, 237
 Brodie, J. P. & Strader, J. 2006, ARA&A, 44, 193
 Bullock, J. S., Dekel, A., Kolatt, T. S., et al. 2001, ApJ, 555, 240
 Carollo, D. et al. 2007, Nature, 450, 1020
 Ceverino, D., Dekel, A., & Bournaud, F. 2010, MNRAS, 404, 2151
 Ceverino, D., Dekel, A., Mandelker, N., et al. 2012, MNRAS, 420, 3490
 Chandar, R., Bianchi, L., Ford, H. C., & Sarajedini, A. 2002, ApJ, 564, 712
 Chandrasekhar, S. 1943, ApJ, 97, 255
 Chiba, M. & Beers, T. C. 2000, AJ, 119, 2843
 Cote, P., Marzke, R. O., & West, M. J. 1998, ApJ, 501, 554
 Dekel, A., Sari, R., & Ceverino, D. 2009a, ApJ, 703, 785
 Dekel, A. et al. 2009b, Nature, 457, 451
 Di Matteo, P., Jog, C. J., Lehnert, M. D., Combes, F., & Semelin, B. 2009, A&A, 501, L9
 Dinescu, D. I., Girard, T. M., & van Altena, W. F. 1999, AJ, 117, 1792
 Dinescu, D. I., Girard, T. M., van Altena, W. F., & López, C. E. 2003, AJ, 125, 1373
 Eggen, O. J., Lynden-Bell, D., & Sandage, A. R. 1962, ApJ, 136, 748
 Elmegreen, B. G., Bournaud, F., & Elmegreen, D. M. 2008a, ApJ, 688, 67
 Elmegreen, B. G., Bournaud, F., & Elmegreen, D. M. 2008b, ApJ, 684, 829
 Elmegreen, B. G. & Elmegreen, D. M. 2005, ApJ, 627, 632
 Elmegreen, B. G., Elmegreen, D. M., Fernandez, M. X., & Lemonias, J. J. 2009a, ApJ, 692, 12
 Elmegreen, D. M., Elmegreen, B. G., & Hirst, A. C. 2004, ApJL, 604, L21
 Elmegreen, D. M., Elmegreen, B. G., Marcus, M. T., et al. 2009b, ApJ, 701, 306
 Elmegreen, D. M., Elmegreen, B. G., Ravindranath, S., & Coe, D. A. 2007, ApJ, 658, 763
 Förster Schreiber, N. M., Shapley, A. E., Genzel, R., et al. 2011, ApJ, 739, 45
 Förster Schreiber, N. M. et al. 2006, ApJ, 645, 1062
 Förster Schreiber, N. M. et al. 2009, ApJ, 706, 1364
 Freeman, K. C., Illingworth, G., & Oemler, Jr., A. 1983, ApJ, 272, 488

³ In M33, GCs older than 1 Gyr have been observed to have a significant rotation, but the number of observed samples older than several gigayears is only a handful (Chandar et al. 2002).

⁴ However, Brodie & Strader (2006) have mentioned that a strong prograde rotation is seen in the most metal-poor GCs.

⁵ Carollo et al. (2007) did not reject the possibility of a non-rotating inner halo.

- Fujii, M., Funato, Y., & Makino, J. 2006, PASJ, 58, 743
- Genel, S. et al. 2012, ApJ, 745, 11
- Genzel, R. et al. 2006, Nature, 442, 786
- Genzel, R. et al. 2008, ApJ, 687, 59
- Genzel, R. et al. 2011, ApJ, 733, 101
- Guo, Y., Giavalisco, M., Ferguson, H. C., Cassata, P., & Koekemoer, A. M. 2012, ApJ, 757, 120
- Harris, W. E. 1991, ARA&A, 29, 543
- Harris W. E., in: Star Clusters, Saas-Fee Advanced Course 28. Edited by L Labhardt and B. Binggeli. Published by Springer-Verlag, Berlin, 2001, p.223
- Harris, W. E. & Racine, R. 1979, ARA&A, 17, 241
- Hashimoto, Y., Funato, Y., & Makino, J. 2003, ApJ, 582, 196
- Hodge, J. A., Carilli, C. L., Walter, F., et al. 2012, preprint (astro-ph/1209.2418)
- Hopkins, P. F., Keres, D., Murray, N., Quataert, E., & Hernquist, L. 2011, preprint (astro-ph/1111.6591)
- Immeli, A., Samland, M., Gerhard, O., & Westera, P. 2004a, A&A, 413, 547
- Immeli, A., Samland, M., Westera, P., & Gerhard, O. 2004b, ApJ, 611, 20
- Inoue, S. 2009, MNRAS, 397, 709
- Inoue, S. 2011, MNRAS, 416, 1181
- Inoue, S. & Saitoh, T. R. 2011, MNRAS, 418, 2527
- Inoue, S. & Saitoh, T. R. 2012, MNRAS, 422, 1902
- Kepley, A. A., Morrison, H. L., Helmi, A., et al. 2007, AJ, 134, 1579
- Kuntschner, H., Ziegler, B. L., Sharples, R. M., Worthey, G., & Fricke, K. J. 2002, A&A, 395, 761
- Lada, C. J. & Lada, E. A. 2003, ARA&A, 41, 57
- Livermore, R. C. et al. 2012, preprint (astro-ph/1209.5741)
- Mackey, A. D. & Gilmore, G. F. 2004, MNRAS, 355, 504
- Mackey, A. D., Huxor, A. P., Ferguson, A. M. N., et al. 2010, ApJ, 717, L11
- Mackey, A. D. & van den Bergh, S. 2005, MNRAS, 360, 631
- Martig, M., Bournaud, F., Croton, D. J., Dekel, A., & Teyssier, R. 2012, ApJ, 756, 26
- Morrison, H. L., Harding, P., Perrett, K., & Hurley-Keller, D. 2004, ApJ, 603, 87
- Navarro, J. F., Frenk, C. S., & White, S. D. M. 1997, ApJ, 490, 493
- Newman, S. F. et al. 2012, ApJ, 752, 111
- Noguchi, M. 1996, ApJ, 469, 605
- Noguchi, M. 1998, Nat, 392, 253
- Noguchi, M. 1999, ApJ, 514, 77
- Olsen, K. A. G., Miller, B. W., Suntzeff, N. B., Schommer, R. A., & Bright, J. 2004, AJ, 127, 2674
- Perrett, K. M., Bridges, T. J., Hanes, D. A., et al. 2002, AJ, 123, 2490
- Proctor, R. N., Forbes, D. A., Brodie, J. P., & Strader, J. 2008, MNRAS, 385, 1709
- Puech, M. 2010, MNRAS, 406, 535
- Smith, M. C., Evans, N. W., Belokurov, V., et al. 2009, MNRAS, 399, 1223
- Spagna, A., Lattanzi, M. G., Re Fiorentin, P., & Smart, R. L. 2010, A&A, 510, L4
- Swinbank, A. M., Papadopoulos, P. P., Cox, P., et al. 2011, ApJ, 742, 11
- Swinbank, M., Smail, I., Sobral, D., et al. 2012, preprint (astro-ph/1209.1396)
- Tacconi, L. J. et al. 2010, Nature, 463, 781
- Trujillo, I. & Bakos, J. 2012, preprint (astro-ph/1207.7023)
- Vallenari, A., Pasetto, S., Bertelli, G., et al. 2006, A&A, 451, 125
- van den Bergh, S., Abraham, R. G., Ellis, R. S., et al. 1996, AJ, 112, 359
- Weiner, B. J. et al. 2006, ApJ, 653, 1027
- Wuyts, S. et al. 2012, ApJ, 753, 114
- Zinn, R. 1985, ApJ, 293, 424