

Spinning Dust Emission from Wobbling Grains: Important Physical Effects and Implications

Thiem Hoang

Canadian Institute for Theoretical Astrophysics
University of Toronto
60 St. George Street, Toronto, ON M5S 3H8, Canada

A. Lazarian

Department of Astronomy
University of Wisconsin-Madison
Madison, WI 53705, USA

November 2, 2012

Abstract

We review major progress on the modeling of electric dipole emission from rapidly spinning tiny dust grains, including polycyclic aromatic hydrocarbons (PAHs). We begin by summarizing the original model of spinning dust proposed by Draine and Lazarian and recent theoretical results improving the Draine and Lazarian model. The review is focused on important physical effects that were disregarded in earlier studies for the sake of simplicity and recently accounted for by us, including grain wobbling due to internal relaxation, impulsive excitation by single-ion collisions, the triaxiality of grain shape, charge fluctuations, and the turbulent nature of astrophysical environments. Implications of the spinning dust for constraining physical properties of ultra-small dust grains and environment conditions are discussed. We discuss the alignment of tiny dust grains and possibility of polarized spinning dust emission. Suggestions for constraining the alignment of tiny grains and polarization of spinning dust are also discussed.

1 Introduction

Diffuse Galactic microwave emission carries important information on the fundamental properties of the interstellar medium, but it also interferes with Cosmic Microwave Background (CMB) experiments (see Bouchet et al. [4]; Tegmark et al. [71]). Precision cosmology with *Wilkinson Microwave Anisotropy Probe* (*WMAP*) and Planck satellite requires a good model of the microwave foreground emission to allow for reliable subtraction of Galactic contamination from the CMB radiation.

The discovery of an anomalous microwave emission (hereafter AME) in the range from 10 – 100 GHz illustrates well the treacherous nature of dust. Until very recently it has

been thought that there are three major components of the diffuse Galactic foreground: synchrotron emission, free-free radiation from plasma (thermal bremsstrahlung) and thermal emission from dust. In the microwave range, the latter is subdominant, leaving essentially two components. However, it is exactly in this range that an anomalous emission component was reported (Kogut et al. [44] and [45]). In the paper by de Oliveira-Costa et al. [11] this emission was nicknamed “Foreground X”, which properly reflects its mysterious nature. This component is spatially correlated with 100 μm thermal dust emission, but its intensity is much higher than one would expect by directly extrapolating the thermal dust emission spectrum to the microwave range.

An early explanation for AME was proposed by Draine & Lazarian [20] and [19] (hereafter DL98 model), where it was identified as electric dipole emission from very small grains (mostly containing polycyclic aromatic hydrocarbons—PAHs) that spin rapidly due to several processes, including gas-grain interactions and dust infrared emission. Although spinning dust emission had been discussed previously (see Erickson [27]; Ferrera & Dettmar [29]), Draine & Lazarian were the first to include the variety of excitation and damping processes that are relevant for very small grains.

While the DL98 model appears to be in general agreement with observations (see [53]; [30]), it did not account for some important effects, namely, the non-sphericity of grain shapes, internal relaxation within grain, and transient spin-up due to ion collisions.

This induced more recent work in order to improve the original DL98 model. The recent papers include (Ali-Haïmoud et al. [1]; Hoang et al. [36]; Ysard [79]; Hoang et al. [41]; Silsbee et al. [70]). In this paper we review both the original DL98 model and the ways that it has been improved recently. We focus on the improvement of dynamics of PAHs and important physical effects associated with these ultrasmall grains. Recent reviews of the subject include Draine & Lazarian [22] and [57], and Lazarian & Finkbeiner [54].

In §2 we briefly present the history of AME and discuss the original DL98 model including their basic assumptions. §3 presents our principal results improving the DL98 model from Hoang et al. [36] and [41]. From §4 to §6 we review on grain rotational dynamics and discuss our general approach to calculate power spectrum of spinning dust emission, grain angular momentum distribution and emissivity for PAHs of arbitrary shapes. In §7, we discuss the implications of spinning dust for constraining physical parameters of PAHs as well as environment conditions. The possibility of polarization of spinning dust and its constraint is discussed in §8. A summary of the present review is given in §9.

2 The original DL98 model

2.1 Anomalous microwave emission and PAHs

The emission spectrum of diffuse interstellar dust was mostly obtained by the *InfraRed Astronomy Satellite* (IRAS) and infrared spectrometers on the *COsmic Background Explorer* (COBE) and on the *InfraRed Telescope in Space* (IRTS). The emission at short wavelength ($\lambda < 50\mu\text{m}$) arises from transiently heated ultrasmall grains (e.g., PAHs). These grains have such a small heat capacity that the absorption of a single ultraviolet (UV) starlight photon ($\sim 6\text{ eV}$) raises their temperature to $T_{\text{vib}} > 200\text{ K}$. Typically, these grains have less than 300 atoms and can be viewed as large molecules rather than dust particles. They are, however, sufficiently numerous to account for most of the prominent 2175Å absorption feature, and for $\sim 35\%$ of the total starlight absorption (see e.g. Li & Draine [61]).

The thermal (vibrational) emissivity of these grains is thought to be negligible at low frequency, because they spend most of their time cold and only emit most of their energy when they are hot. These ultrasmall grains (PAHs) are invoked in the DL98 model to account for the anomalous microwave emission (AME) that was measured in observations.

The first detection of anomalous dust-correlated emission by COBE (Kogut et al. [44], [45]) was quickly followed by detections in the data sets from Saskatoon (de Oliveira-Costa et al. [9]), OVRO (Leitch et al. [60]), the 19 GHz survey (de Oliveira-Costa et al. [13]), and Tenerife ([12]). Initially, AME was identified as thermal bremsstrahlung from ionized gas correlated with dust (Kogut et al. [44]) and presumably produced by photoionized cloud rims (McCullough et al. [65]). This idea was scrutinized in Draine & Lazarian [20] and criticized on energetic grounds. Poor correlation of H α with 100 μ m emission also argued against the free-free explanation (McCullough et al. [65]). These arguments are summarized in [22]. Later [10] used Wisconsin H-Alpha Mapper (WHAM) survey data and established that the free-free emission “is about an order of magnitude below Foreground X over the entire range of frequencies and latitudes where it is detected”. The authors concluded that the Foreground X cannot be explained as the free-free emission. Additional evidence supporting this conclusion has come from a study at 5, 8 and 10 GHz by Finkbeiner et al. [33] of several dark clouds and HII regions, two of which show a significantly rising spectrum from 5 to 10 GHz.

The recent Wilkinson Microwave Anisotropy Probe (WMAP) data were used to claim a lower limit of 5% for the spinning dust fraction at 23 GHz (Bennet et al. [2]). However, other models of spinning dust are not ruled out by the WMAP data, and in fact fit reasonably well. Finkbeiner [30] performed a fit to WMAP data using a CMB template, a free-free template (based on H α -correlated emission plus hot gas emission near the Galactic center), a soft synchrotron template traced by the 408 MHz map, a thermal dust extrapolation (Finkbeiner et al. [31]) and a spinning dust template consisting of dust column density times T_d^3 . This fit results in excellent χ^2/dof values (1.6, 1.09, 1.08, 1.05, 1.08) at (23, 33, 41, 61, 94) GHz and a reasonable spectral shape for the average spinning dust spectrum.

This WMAP analysis alone does not rule out the Bennet et al. [2] hypothesis of hard synchrotron emission, but when combined with the Green Bank Galactic Plane survey data (Langston et al. [48]) at 8 and 14 GHz, spinning dust appears to provide a much better fit than hard synchrotron (Finkbeiner et al. [32]).

Spinning dust emission has recently been reported in a wide range of astrophysical environments, including general ISM (Gold et al. [34]; [35]; Planck Collaboration [67]), star forming regions in the nearby galaxy NGC 6946 (Scaife et al. [69]; [73]), and Persus and Ophiuchus clouds (Casassus et al. [7]; Tibbs et al. [72]). Early Planck results have been interpreted as showing a microwave emission excess from spinning dust in the Magellanic Clouds (Bot et al. [3]; Planck Collaboration [67]).

2.2 Basic assumptions

(i) The smallest PAH particles of a few Angstroms are expected to be planar. The grain size a is defined as the radius of an equivalent sphere of the same mass. PAHs are assumed to be planar, disk-like with height L and radius R for $a < a_2$ and spherical for $a \geq a_2$. The value $a_2 = 6 \text{ \AA}$ is adopted.

(ii) PAHs usually have electric dipole moment μ arising from asymmetric polar molecules or substructures (*intrinsic dipole moment*) and from the asymmetric distribution of grain

charge. The latter is shown to be less important.

(iii) The grain spins around its symmetry axis \mathbf{a}_1 with angular momentum \mathbf{J} parallel to \mathbf{a}_1 and \mathbf{J} is isotropically oriented in space.

(iv) For a fixed angular momentum, the spinning grain emits electric dipole radiation at a *unique* frequency mode ν , which is equal to the rotational frequency, i.e., $\nu = \omega/2\pi$.

(v) A grain in the gas experiences collisions with neutral atoms and ions, interacts with passing ions (plasma-grain interactions), emits infrared photons following UV absorption, and emits electric dipole radiation. All these processes result in the damping and excitation of grain rotation, i.e., they change grain angular momentum J and velocity ω .

(vi) Due to the excitation of various aforementioned processes, the grain angular velocity randomly fluctuates and its distribution can be approximated as the Maxwellian distribution function $f_{\text{Mw}}(\omega)$.

(vii) The total emissivity per H atom of the electric dipole radiation from spinning dust at the frequency ν is given by

$$\frac{j_\nu}{n_{\text{H}}} = \frac{1}{4\pi} \frac{1}{n_{\text{H}}} \int_{a_{\text{min}}}^{a_{\text{max}}} da \frac{dn}{da} 4\pi\omega^2 f_{\text{Mw}}(\omega) 2\pi \left(\frac{2\mu_{\perp}^2 \omega^4}{3c^3} \right), \quad (1)$$

where n_{H} is the density of H nuclei, μ_{\perp} is the electric dipole moment perpendicular to the rotation axis, and dn/da is the grain size distribution function with a in the range from a_{min} to a_{max} .

3 Improved Model of Spinning Dust Emission

Ali-Haïmoud et al. [1] revisited the spinning dust model and presented an analytic solution of the Fokker-Planck (FP) equation that describes the rotational excitation of a spherical grain if the discrete nature of impulses from single-ion collisions can be neglected.

Hoang et al. [36] (hereafter HDL10) improved the DL98 model by accounting for a number of physical effects. The main modifications in their improved model of spinning dust emission are as follows.

(i) Disk-like grains rotate with their grain symmetry axis \mathbf{a}_1 not perfectly aligned with angular momentum \mathbf{J} . The disaligned rotation of \mathbf{J} with \mathbf{a}_1 causes the wobbling of the grain principal axes with respect to \mathbf{J} due to internal thermal fluctuations.

(ii) The power spectrum of a freely spinning grain is obtained using Fourier transform.

(iii) Distribution function for grain angular momentum J and velocity ω are obtained exactly using the Langevin equation (LE) for the evolution of \mathbf{J} in an inertial coordinate system.

(iv) The limiting cases of fast internal relaxation and no internal relaxation are both considered for calculations of the angular momentum distribution and emissivity of spinning dust.

(v) Infrequent collisions of single ions which deposit an angular momentum larger than the grain angular momentum prior to the collision are treated as Poisson-distributed events.

The wobbling disk-like grain has anisotropic rotational damping and excitation. Such an anisotropy can increase the peak emissivity by a factor ~ 2 , and increases the peak frequency by a factor 1.4 – 1.8, compared to the results from the DL98 model.

The effects of grain wobbling on electric dipole emission was independently studied in Silsbee et al. [70] using the FP equation approach, but they disregarded the transient spin-up

by infrequent single-ion collisions, and considered two limiting cases of dust grain temperature $T_d \rightarrow 0$ and $T_d \rightarrow \infty$.

Further improvements of the DL98 model were performed in Hoang et al. [41], where a couple of additional effects were taken into account:

(i) emission from very small grains of triaxial ellipsoid (*irregular*) shape with the principal moments of inertia $I_1 \geq I_2 \geq I_3$.

(ii) effects of the orientation of dipole moment μ within grain body for different regimes of internal thermal fluctuations.

(iii) effects of compressible turbulence on the spinning dust emission.

The work found that a freely rotating irregular grain with a given angular momentum radiates at multiple frequency modes. The resulting spinning dust spectrum has peak frequency and emissivity increasing with the degree of grain shape irregularity, which is defined by $I_1 : I_2 : I_3$. Considering the transient heating of grains by UV photons, the study found that the spinning dust emissivity for the case of strong thermal fluctuations is less sensitive to the orientation of μ than in the case of weak thermal fluctuations. In addition, the emission in a turbulent medium increases by a factor from 1.2–1.4 relative to that in a uniform medium, as sonic Mach number M_s increases from 2–7. The latter Mach numbers are relevant to cold phases of the ISM (see Hoang et al. [41] for more details).

4 Grain Rotational Configuration and Power Spectrum

A discussion of the basic physical processes involved in spinning dust can be found in the review by Yacine Ali-Haïmoud, which can be found in the same volume. There, the use of Fokker-Planck equation for describing grain dynamics is discussed. Here we discuss our numerical approach based Fourier transform and the Langevin equation, which exhibits a number of advantages to the FP equation when numerical studies of grain dynamics are performed and arbitrary shape of PAHs is considered. We summarize a general approach to find the spinning dust emissivity from grains of triaxial ellipsoid shape with $I_1 > I_2 > I_3$ subject to fast internal relaxation.

4.1 Torque-free motion and internal relaxation

The dynamics of a triaxial (*irregular*) grain is more complicated than that of a disk-like grain with $I_2 = I_3$. Indeed, in addition to the precession of the axis of major inertia \mathbf{a}_1 around \mathbf{J} as in the disk-like grain, the axis \mathbf{a}_1 wobbles rapidly, resulting in the variation of the angle θ between \mathbf{a}_1 and \mathbf{J} (see Figure 1).

To describe the torque-free motion of an irregular grain having a rotational energy E_{rot} , the conserved quantities are taken, including the angular momentum \mathbf{J} , and a dimensionless parameter that characterizes the deviation of the grain rotational energy from its minimum value,

$$q = \frac{2I_1 E_{\text{rot}}}{J^2}. \quad (2)$$

The orientation of the triaxial grain in the lab system is completely described by three Euler angles ψ , ϕ and θ (see e.g., Hoang et al. [41]). Following [74], we define the total

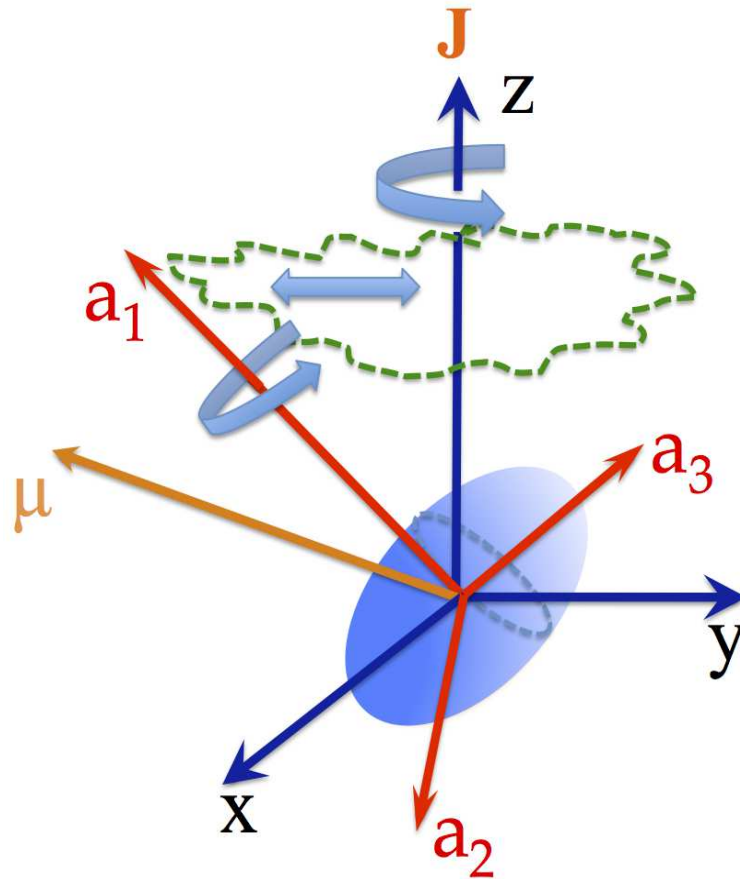


Figure 1: Rotational configuration of a triaxial ellipsoid characterized by three principal axes \mathbf{a}_1 , \mathbf{a}_2 and \mathbf{a}_3 in the inertial coordinate system xyz . Grain angular momentum \mathbf{J} is conserved in the absence of external torques and directed along z -axis. The torque-free motion of the triaxial grain comprises the rotation around the axis of major inertia \mathbf{a}_1 , the precession of \mathbf{a}_1 around \mathbf{J} , and the wobbling of \mathbf{a}_1 with respect to \mathbf{J} . The dipole moment $\boldsymbol{\mu}$, which is fixed to grain body, moves together with the grain and thus radiates electric dipole emission.

number of states s in phase space for q ranging from 1 to q as

$$s \equiv 1 - \frac{2}{\pi} \int_0^{\psi_1} d\psi \left[\frac{I_3(I_1 - I_2q) + I_1(I_2 - I_3) \cos^2 \psi}{I_3(I_1 - I_2) + I_1(I_2 - I_3) \cos^2 \psi} \right]^{1/2}, \quad (3)$$

where

$$\psi_1 = \cos^{-1} \left[\frac{I_3(I_2q - I_1)}{I_1(I_2 - I_3)} \right]^{1/2}, \quad (4)$$

for $q > q_{\text{sp}}$ and $\psi_1 = \pi/2$ for $q \leq q_{\text{sp}}$, with $q_{\text{sp}} \equiv I_1/I_2$ being the separatrix between the two regimes.

The Intramolecular Vibrational-Rotational Energy Transfer process (IVRET) due to imperfect elasticity occurs on a timescale 10^{-2} s, for a grain of a few Angstroms (Purcell [68]), which is shorter than the IR emission time. So, when the vibrational energy decreases due to IR emission, as long as the Vibrational-Rotational (V-R) energy exchange exists, interactions

between vibrational and rotational systems maintain a thermal equilibrium, i.e., $T_{\text{rot}} \approx T_{\text{vib}}$. As a result, the LTE distribution function of rotational energy reads (hereafter VRE regime; see Lazarian & Roberge [58]):

$$f_{\text{VRE}}(s, J) \propto \exp\left(-\frac{E_{\text{rot}}}{k_{\text{B}}T_{\text{rot}}}\right) \approx \exp\left(-\frac{E_{\text{rot}}}{k_{\text{B}}T_{\text{vib}}}\right). \quad (5)$$

Substituting E_{rot} as a function of J and q from Equation (2) into Equation (5), the distribution function for the rotational energy becomes

$$f_{\text{VRE}}(s, J) = A \exp\left(-\frac{q(s)J^2}{2I_1 k_{\text{B}}T_{\text{vib}}}\right), \quad (6)$$

where A is a normalization constant such that $\int_0^1 f_{\text{VRE}}(s, J) ds = 1$.

4.2 Power spectrum of a freely spinning grain

Consider a grain with a dipole moment $\boldsymbol{\mu}$ fixed in the grain body rotating with an angular momentum \mathbf{J} . If the grain only spins around its symmetry axis, then the rotating dipole moment emits radiation at a unique frequency ν equal to the rotational frequency, i.e., $\nu = \omega/2\pi$ (see DL98). The power spectrum for this case is simply a Delta function $\delta(\nu - \omega/2\pi)$ with a unique frequency mode.

For an irregular grain of triaxial ellipsoid shape, the grain rotational dynamics is more complicated. In general, one can also obtain analytical expressions for power spectrum, but it is rather tedious. To find the power spectrum of a freely rotating irregular grain, Hoang et al. [36] and [41]) have employed a more simple, brute force approach based on the Fourier transform approach. First, they represent the dipole moment $\boldsymbol{\mu}$ in an inertial coordinate system, and then compute its second derivative. We obtain

$$\ddot{\boldsymbol{\mu}} = \sum_{i=1}^3 \mu_i \ddot{\mathbf{a}}_i, \quad (7)$$

where μ_i are components of $\boldsymbol{\mu}$ along principal axes \mathbf{a}_i , $\ddot{\mathbf{a}}_i$ are second derivative of \mathbf{a}_i with respect to time, and $i = 1, 2$ and 3 .

The instantaneous emission power by the rotating dipole moment is equal to

$$P_{\text{ed}}(J, q, t) = \frac{2}{3c^3} \ddot{\boldsymbol{\mu}}^2. \quad (8)$$

The power spectrum is then obtained from the Fourier transform (FT) for the components of $\ddot{\boldsymbol{\mu}}$. For example, the amplitude of $\ddot{\mu}_x$ at the frequency ν_k is defined as

$$\ddot{\mu}_{x,k} = \int_{-\infty}^{+\infty} \ddot{\mu}_x(t) \exp(-i2\pi\nu_k t) dt, \quad (9)$$

where k denotes the frequency mode. The emission power at the positive frequency ν_k is given by

$$P_{\text{ed},k}(J, q) = \frac{4}{3c^3} (\ddot{\mu}_{x,k}^2 + \ddot{\mu}_{z,k}^2 + \ddot{\mu}_{y,k}^2), \quad (10)$$

where the factor 2 arises from the positive/negative frequency symmetry of the Fourier spectrum. To reduce the spectral leakage in the FT, we convolve the time-dependent function $\ddot{\mu}$ with the Blackman-Harris window function (Harris 1978). The power spectrum then needs to be corrected for the power loss due to the window function.

The total emission power from all frequency modes for a given J and q then becomes

$$P_{\text{ed}}(J, q) = \sum_k P_{\text{ed},k}(J, q) \equiv \frac{1}{T} \int_0^T dt \left(\frac{2}{3c^3} \ddot{\mu}^2 \right), \quad (11)$$

where T is the integration time. ¹

Figure 2 presents normalized power spectra (squared amplitude of Fourier transforms), $|\text{FT}(\mu_{x,y})|^2 / \max(|\text{FT}(\mu_x)|^2)$ and $|\text{FT}(\mu_z)|^2 / \max(|\text{FT}(\mu_x)|^2)$ for the components $\ddot{\mu}_x$ (or $\ddot{\mu}_y$) and $\ddot{\mu}_z$, for a freely rotating irregular grain having the ratio of moments of inertia $I_1 : I_2 : I_3 = 1 : 0.6 : 0.5$ and for various q . Circles and triangles indicated with m and n denote peaks of the power spectrum for oscillating components of $\ddot{\mu}_x$ (or $\ddot{\mu}_y$) and $\ddot{\mu}_z$, respectively. The horizontal axis is the angular frequency of emission modes normalized over the frequency of emission when the grain spins around its shortest axis.

Multiple frequency modes are observed in the power spectra of the irregular grain, but in Figure 2 we show only the modes with power no less than 10^{-3} the maximum value. One can see that for the case with large $q = 1.6$, the modes with $\omega/(J/I_1) > 1$ have power increasing, while the modes with $\omega/(J/I_1) < 1$ have power decreasing. It indicates that if grain rotational energy is increased so that the grain spends a significant fraction of time rotating with large q , then the grain should radiates larger rotational emission.

Although one should not expect the analytical expression of power spectrum for the triaxial grain, the frequency modes can be approximately found. Indeed, for $q < I_1/I_2$, we found that power spectra for $\ddot{\mu}_x$ (or $\ddot{\mu}_y$) have angular frequency modes

$$\omega_m \approx \langle \dot{\phi} \rangle + m \langle |\dot{\psi}| \rangle, \quad (12)$$

where the bracket denotes the averaging value over time, and $m = 0, \pm 1, \pm 2, \dots$ denote the order of the mode. The frequency modes for $\ddot{\mu}_z$ are given by

$$\omega_n = n \langle |\dot{\psi}| \rangle, \quad (13)$$

where n is integer and $n \geq 1$.

In the following, the emission modes induced by the oscillation of μ_x or μ_y , which lie in the $\hat{\mathbf{x}}\hat{\mathbf{y}}$ plane, perpendicular to \mathbf{J} , are called *in-plane* modes, and those induced by the oscillation of μ_z in the direction perpendicular to the $\hat{\mathbf{x}}\hat{\mathbf{y}}$ plane, are called *out-of-plane* modes. The order of mode is denoted by m and n , respectively. Figure 2 also shows that the emission power for out-of-plane modes ω_n is negligible compared to the power emitted by in-plane modes ω_m .

Emission power spectra are numerically calculated to find ω_k and $P_{\text{ed},k}$, as functions of J and q , for the various ratio of moments of inertia $I_1 : I_2 : I_3$. The obtained data will be used later to compute spinning dust emissivity.

¹This is the result of Parseval's Theorem.

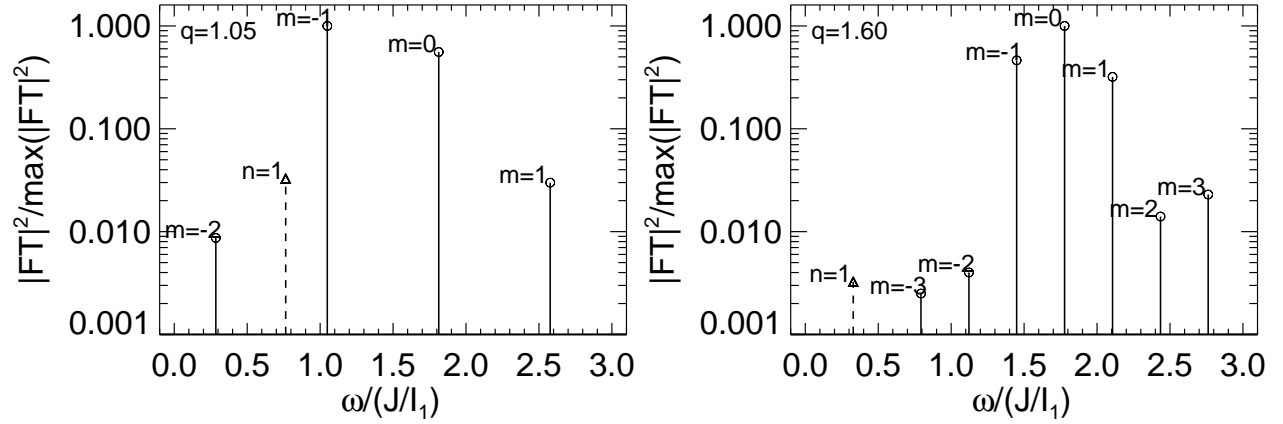


Figure 2: Normalized power spectrum of a torque-free rotating irregular grain with $I_1 : I_2 : I_3 = 1 : 0.6 : 0.5$ for the different values of $q = 1.05, 1.60$ (i.e. $q < q_{\text{sp}} \equiv I_1/I_2$) and $q = 1.81 > q_{\text{sp}}$. The components of $|\text{FT}(\ddot{\mu}_x)|^2 / \max(|\text{FT}(\ddot{\mu}_x)|^2)$ (or $|\text{FT}(\ddot{\mu}_y)|^2 / \max(|\text{FT}(\ddot{\mu}_x)|^2)$) are indicated by circles, while the components of $|\text{FT}(\ddot{\mu}_z)|^2 / \max(|\text{FT}(\ddot{\mu}_x)|^2)$ are indicated by triangles. Orders of in-plane modes m and out-of-plane modes n are indicated, and case 1 ($\mu_1 = \mu/\sqrt{3}$) of μ orientation is assumed. Figure reproduced from Hoang et al. [41].

5 Grain Angular Momentum Distribution: Langevin Equation

5.1 Langevin Equation

To find the exact distribution function for grain angular momentum \mathbf{J} , Hoang et al. [36] and Hoang et al. [41] proposed a numerical approach based on the Langevin equation. Basically, they numerically solved the Langevin equation describing the evolution of three components of \mathbf{J} in an inertial coordinate system. They read

$$dJ_i = A_i dt + \sqrt{B_{ii}} dq_i, \text{ for } i = x, y, z, \quad (14)$$

where dq_i are random Gaussian variables with $\langle dq_i^2 \rangle = dt$, $A_i = \langle \Delta J_i / \Delta t \rangle$ and $B_{ii} = \langle (\Delta J_i)^2 / \Delta t \rangle$ are damping and diffusion coefficients defined in the inertial coordinate system. Detailed expressions of these coefficients can be found in Hoang et al. [36] and Hoang et al. [41].

For an irregular grain, to simplify calculations, we adopt the A_i and B_{ii} for a disk-like grain obtained in HDL10. Following DL98b and HDL10, the disk-like grain has the radius R and thickness $L = 3.35 \text{ \AA}$, and the ratio of moments of inertia along and perpendicular to the grain symmetry axis $h = I_{\parallel}/I_{\perp}$. Thereby, the effect of nonaxisymmetry on A_i and B_{ii} is ignored, and we only examine the effect of grain wobbling resulting from the grain triaxiality.

In dimensionless units, $\mathbf{J}' \equiv \mathbf{J}/I_{\parallel}\omega_{\text{T},\parallel}$ with $\omega_{\text{T},\parallel} \equiv (2k_{\text{B}}T_{\text{gas}}/I_{\parallel})^{1/2}$ being the thermal angular velocity of the grain along the grain symmetry axis, and $t' \equiv t/\tau_{\text{H},\parallel}$, Equation (14) becomes

$$dJ'_i = A'_i dt' + \sqrt{B'_{ii}} dq'_i, \quad (15)$$

where $\langle dq_i'^2 \rangle = dt'$ and

$$A'_i = -\frac{J'_i}{\tau'_{\text{gas, eff}}} - \frac{2}{3} \frac{J_i'^3}{\tau'_{\text{ed, eff}}}, \quad (16)$$

$$B'_{ii} = \frac{B_{ii}}{2I_{\parallel} k_B T_{\text{gas}}} \tau_{\text{H,}\parallel}, \quad (17)$$

where

$$\tau'_{\text{gas, eff}} = \frac{\tau_{\text{gas, eff}}}{\tau_{\text{H,}\parallel}} = \frac{F_{\text{tot,}\parallel}^{-1}}{\cos^2 \theta + \gamma_{\text{H}} \sin^2 \theta}, \quad (18)$$

$$\gamma_{\text{H}} = \frac{F_{\text{tot,}\perp} \tau_{\text{H,}\parallel}}{F_{\text{tot,}\parallel} \tau_{\text{H,}\perp}}, \quad \tau'_{\text{ed, eff}} = \frac{\tau_{\text{ed, eff}}}{\tau_{\text{H,}\parallel}}, \quad (19)$$

where $\tau_{\text{H,}\parallel}$ and $\tau_{\text{H,}\perp}$ are rotational damping times due to gas of purely hydrogen atom for rotation along parallel and perpendicular direction to the grain symmetry axis \mathbf{a}_1 , $\tau_{\text{ed, eff}}$ is the effective damping time due to electric dipole emission (see HDL10, HLD11), θ is the angle between \mathbf{a}_1 and \mathbf{J} , and $F_{\text{tot,}\parallel}$ and $F_{\text{tot,}\perp}$ are total damping coefficients parallel and perpendicular to \mathbf{a}_1 (see HDL10). In the case of fast internal relaxation, the diffusion coefficients A and B are averaged over the distribution function f_{VRE}

The Langevin equation (15) is solved using the numerical integration with a constant timestep. At each timestep, the angular momentum J_i obtained from LEs is recorded and later used to find the distribution function f_J with normalization $\int_0^\infty f_J dJ = 1$.

5.2 Advantages of the Langevin Equation approach

There are two apparent advantages of the LE approach. First, it allows us to treat the spinning dust emission from grains with an arbitrary grain vibrational temperature. Second, the impulsive excitation by single-ion collisions, which can deposit an amount of angular momentum greater than the grain angular momentum prior the collision, is easily included in Equation (14) (see [41]). Below, we briefly discuss the effect of impulsive excitations arising from single-ion collisions.

DL98b showed that for grains smaller than 7 \AA the angular impulse due to an individual ion-grain collision may be comparable to the grain angular momentum prior the collision. Thus, infrequent hits of ions can result in the transient rotational excitation for very small grains.

Let τ_{icoll}^{-1} be the mean rate of ion collisions with the grain, given by

$$\begin{aligned} \tau_{\text{icoll}}^{-1} = & f(Z_{\text{g}} = 0) n_i \pi a^2 \left(\frac{8k_B T_{\text{gas}}}{m_i \pi} \right)^{1/2} \left[1 + \frac{\sqrt{\pi}}{2} \Phi \right] + \\ & \sum_{Z_{\text{g}} \neq 0} f(Z_{\text{g}}) n_i \pi a^2 \left(\frac{8k_B T_{\text{gas}}}{m_i \pi} \right)^{1/2} g \left(\frac{Z_{\text{g}} Z_i e^2}{ak_B T_{\text{gas}}} \right), \end{aligned} \quad (20)$$

where $\Phi = (2Z_i^2 e^2 / ak_B T_{\text{gas}})^{1/2}$, $g(x) = 1 - x$ for $x < 0$ and $g(x) = e^{-x}$ for $x > 0$, and $f(Z_{\text{g}})$ is the grain charge distribution function. The probability of the next collision occurring in $[t, t + dt]$ is

$$dP = \tau_{\text{icoll}}^{-1} \exp(-t/\tau_{\text{icoll}}) dt. \quad (21)$$

The rms angular momentum per ion collision $\langle \delta J^2 \rangle$ is inferred by dividing the total rms angular momentum to the collision rate, and its final formula is given in Hoang et al. [36].

Provided that the random moment of a single-ion collision is obtained from Equation (21), the angular momentum that the grain acquires through each single-ion collision can easily be incorporated into the Langevin equation (14). Hoang et al. [36] found that the impulsive excitations ions extend the distribution of grain angular momentum to the region of high angular momentum (see next Section for its effect on spinning dust emission).

6 Spinning Dust Emissivity

6.1 Spinning grain of triaxial ellipsoid shape

An irregular grain rotating with a given angular momentum J radiates at frequency modes $\omega_k \equiv \omega_m$ with $m = 0, \pm 1, \pm 2, \dots$ and $\omega_k \equiv \omega_n$ with $n = 1, 2, 3, \dots$ (see Equations 12 and 13). For simplicity, let denote the former as ω_{m_i} and the latter as ω_{n_i} where i indicates the value for m and n . These frequency modes depend on the parameter $q(s)$, which is determined by the internal thermal fluctuations within the grain.

To find the spinning dust emissivity by a grain at an observational frequency ν , first we need to know how much emission that is contributed by each mode ω_k .

Consider an irregular grain rotating with the angular momentum J , the probability of finding the emission at the angular frequency ω depends on the probability of finding the value ω such that

$$pdf(\omega|J)d\omega = f_{\text{VRE}}(s, J)ds = A \exp\left(-\frac{q(s)J^2}{2I_1 k_B T_{\text{vib}}}\right) ds, \quad (22)$$

where we assumed the VRE regime with f_{VRE} given by Equation (6).

For the mode $\omega \equiv \omega_k(s)$, from Equation (22) we can derive

$$pdf_k(\omega|J) = \left(\frac{\partial \omega_k}{\partial s}\right)^{-1} f_{\text{VRE}}(s, J). \quad (23)$$

The emissivity from the mode k is calculated as

$$\begin{aligned} j_{\nu, k}^a &= \frac{1}{4\pi} \int_{J_l}^{J_u} P_{\text{ed}, k}(J, q_{\leq}) f_J(J) pdf_k(\omega|J) 2\pi dJ \\ &+ \frac{1}{4\pi} \int_{J_l}^{J_u} P_{\text{ed}, k}(J, q_{>}) f_J(J) pdf_k(\omega|J) 2\pi dJ, \end{aligned} \quad (24)$$

where q_{\leq} and $q_{>}$ denote $q \leq q_{\text{sp}}$ and $q > q_{\text{sp}}$, respectively; J_l and J_u are lower and upper limits for J corresponding to a given angular frequency $\omega_k(J, q) = \omega$, and 2π appears due to the change of variable from ν to ω .

Emissivity by a grain of size a at the observation frequency ν arising from all emission modes is then

$$j_{\nu}^a \equiv \sum_k j_{\nu, k}^a. \quad (25)$$

Consider for example the emission mode $k \equiv m_0$. For the case I_2 slightly larger than I_3 , this mode has the angular frequency $\omega_{m_0} = \langle \dot{\phi} \rangle = (J/I_1)q_0$ with q_0 obtained from calculation

of ω_{m_0} , is independent on q for $q < q_{\text{sp}}$.² As a result

$$pdf_{m_0}(\omega|J) = \delta(\omega - (J/I_1)q_0). \quad (26)$$

Thus, the first term of Equation (24), denoted by $j_{\nu, m_0, \leq}^a$, is rewritten as

$$\begin{aligned} j_{\nu, m_0, \leq}^a &= \frac{1}{2} \int_{J_l}^{J_u} P_{\text{ed}, m_0}(J, q_{\leq}) f_J(J) \delta(\omega - (J/I_1)q_0) dJ, \\ &= \frac{1}{2} \frac{I_1 f_J(J_0)}{q_0} P_{\text{ed}, m_0}(J_0, q(s)), \end{aligned} \quad (27)$$

where $J_0 = I_1 \omega / q_0$, and the value of $q(s)$ remains to be determined.

For $q > q_{\text{sp}}$, $\langle \dot{\phi} \rangle$ is a function of q . Hence, the emissivity (24) for the mode $k \equiv m_0$ becomes

$$\begin{aligned} j_{\nu, m_0}^a &= \frac{1}{2} \frac{I_1 f_J(J_0)}{q_0} \int_0^{s_{\text{sp}}} ds P_{\text{ed}, m_0}(J_0, q(s)) f_{\text{VRE}}(J_0, s) \\ &+ \frac{1}{2} \int_{J_l}^{J_u} P_{\text{ed}, m_0}(J, q_{>}) f_J(J) pdf_{m_0}(\omega|J) dJ, \end{aligned} \quad (28)$$

where s_{sp} is the value of s corresponding to $q = q_{\text{sp}}$, and the term $P_{\text{ed}, m_0}(J_0, q(s))$ in Equation (27) has been replaced by its average value over the internal thermal distribution f_{VRE} .

The emissivity per H is obtained by integrating j_{ν}^a over the grain size distribution:

$$\frac{j_{\nu}}{n_{\text{H}}} = \frac{1}{n_{\text{H}}} \int_{a_{\text{min}}}^{a_{\text{max}}} da \frac{dn}{da} j_{\nu}^a, \quad (29)$$

where j_{ν}^a is given by Equation (25).

6.2 A degenerate case: grains of disk-like shape

The spinning dust emissivity from disk-like grains (e.g., $I_2 = I_3$) is a degenerate case of triaxial grains. Basically, a disk-like grain with an angular momentum \mathbf{J} radiates at four frequency modes:

$$\omega_{m_i} \equiv \dot{\phi} + i\dot{\psi} = \frac{J}{I_{\parallel}} [h + i(1-h)\cos\theta], \quad (30)$$

$$\omega_{n_1} \equiv \dot{\psi} = \frac{J}{I_{\parallel}} (1-h)\cos\theta, \quad (31)$$

where $i = 0$ and ± 1 (see HDL10; [1]).

The emission power of these modes are given by following analytical forms (HDL10; [70]):

$$P_{\omega_{m_0}} = \frac{2\mu_{\parallel}^2}{3c^3} \omega_{m_0}^4 \sin^2 \theta, \quad (32)$$

$$P_{\omega_{m_{\pm 1}}} = \frac{\mu_{\perp}^2}{6c^3} \omega_{m_{\pm 1}}^4 (1 \pm \cos\theta)^2, \quad (33)$$

$$P_{\omega_{n_1}} = \frac{2\mu_{\perp}^2}{3c^3} \omega_{n_1}^4 \sin^2 \theta. \quad (34)$$

² q_0 approaches I_1/I_2 as $I_3 \rightarrow I_2$, i.e., when irregular shape becomes spheroid.

For the disk-like grain, from Equation (3), the number of states in phase space s for q spanning from $1 - q$ becomes

$$s = 1 - \left(\frac{h - q}{h - 1} \right)^{1/2} = 1 - \cos \theta, \quad (35)$$

where $q = 1 + (h - 1) \sin^2 \theta$ has been used. Thus, for an arbitrary mode with frequency ω_k , we obtain

$$pdf_k(\omega|J)d\omega = f_{\text{VRE}}(s, J)ds = f_{\text{VRE}}(\theta, J) \sin \theta d\theta. \quad (36)$$

Taking use of $\omega = \omega_k(J, \theta)$, we derive

$$pdf_k(\omega|J) = f_{\text{VRE}}(\theta, J) \left(\frac{\partial \omega_k}{\partial \theta} \right)^{-1} \sin \theta. \quad (37)$$

Therefore, by substituting Equations (32)-(34) in Equation (24), the emissivity at the observation frequency $\nu = \omega/(2\pi)$ from a disk-like grain of size a is now given by

$$\begin{aligned} j_\nu^a &\equiv \frac{1}{2} \frac{f_J(I_\parallel \omega/h)}{h} \frac{2\mu_\parallel^2}{3c^3} \omega^4 \langle \sin^2 \theta \rangle \\ &+ \frac{1}{2} \frac{\mu_\perp^2}{6c^3} \omega^4 \int_{J_l}^{J_u} pdf_{m_1}(\omega|J) f_J(J) dJ \\ &+ \frac{1}{2} \frac{\mu_\perp^2}{6c^3} \omega^4 \int_{J_l}^{J_u} pdf_{m_{-1}}(\omega|J) f_J(J) dJ \\ &+ \frac{1}{2} \frac{\mu_\perp^2}{3c^3} \omega^4 \int_{J_l}^{J_u} pdf_{n_1}(\omega|J) f_J(J) dJ, \end{aligned} \quad (38)$$

where $pdf_{m_{\pm 1}}$ and pdf_{n_1} are easily derived by using Equation (37) for $\omega_{m_{\pm 1}}$ and ω_{n_1} , and $J_l = I_\parallel \omega / (2h - 1)$ and $J_u = I_\parallel \omega$ for $m_{\pm 1}$ mode, and $J_l = I_\parallel \omega / (h - 1)$ and $J_u = \infty$ for n_1 mode (see Equations 30 and 31).

6.3 Emissivity

Hoang et al. [41] assumed that smallest grains of size $a \leq a_2 = 6 \text{ \AA}$, have irregular shape, and larger grains are spherical. To compare the emissivity from an irregular grain with that from a disk-like grain, they considered the simplest case of the irregular shape in which the circular cross-section of the disk-like grain is adjusted to the elliptical cross-section. The emission by two grains of different shapes with the same mass M and thickness L is under interest, therefore, the semi-axes of the elliptical disk is constrained by the grain mass:

$$M = \pi R^2 L = \pi b_2 b_3 L, \quad (39)$$

where $R = (4a^3/3L)^{1/2}$ is the radius of the disk-like grain, b_2 and b_3 are the length of semi-axes \mathbf{a}_2 and \mathbf{a}_3 , and $b_1 = L$ is kept constant. Assuming that the circular disk is compressed by a factor $\alpha \leq 1$ along \mathbf{a}_2 , then Equation (39) yields

$$b_2 = \alpha R, \quad b_3 = \alpha^{-1} R. \quad (40)$$

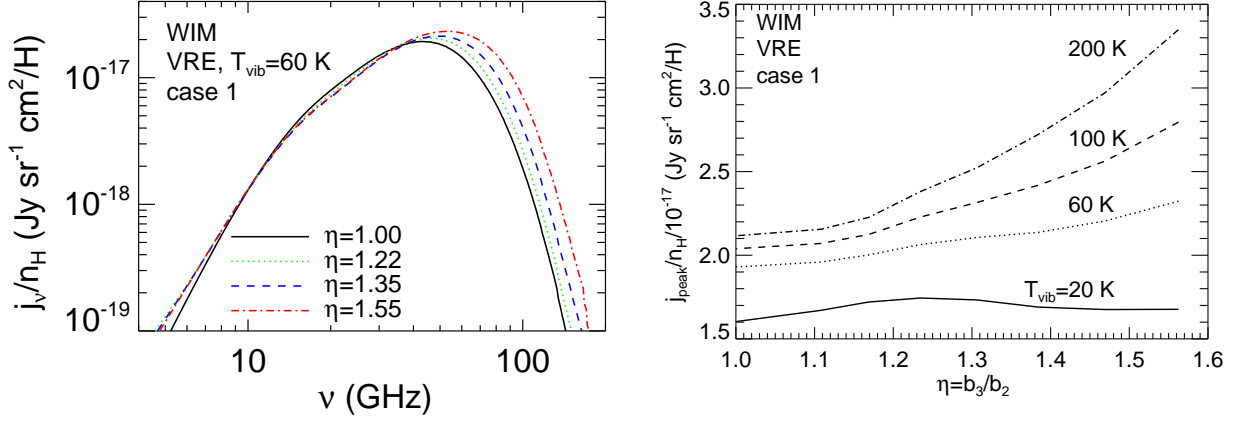


Figure 3: Emissivity per H from irregular grains of different degrees of irregularity $\eta = b_3/b_2$ with $T_{\text{vib}} = 60$ and 200 K in the WIM for the case in which the electric dipole moment is isotropically oriented in the grain body (i.e., case 1 with $\mu_1 = \mu/\sqrt{3}$). The emission spectrum shifts to higher frequency as η decreases (i.e., grain becomes more irregular). Here the grain mass is held fixed as η changes. Figure reproduced from Hoang et al. [41].

Denote the parameter $\eta \equiv b_3/b_2 = \alpha^{-2}$, then the degree of grain shape irregularity is completely characterized by η .

For each grain size a , the parameter η is increased from $\eta = 1$ to $\eta = \eta_{\text{max}}$. However, η_{max} is constrained by the fact that the shortest axis \mathbf{a}_2 should not be shorter than the grain thickness L . The value $\eta_{\text{max}} \sim 3/2$ is conservatively chosen.

Although the irregular grain can radiate at a large number of frequency modes, only the modes with the order $|m| \leq 2$ are important. The higher order modes contribute less than $\sim 0.5\%$ to the total emission, thus they are neglected. Hoang et al. [41] assumed that grains smaller than a_2 have a fixed vibrational temperature T_{vib} (see Hoang et al. [41] for the detailed treatment of T_{vib} distribution), and that for the instantaneous value of J the rotational energy has a probability distribution f_{VRE} (i.e. VRE regime, see Eq.6).

The grain size distribution dn/da from Draine & Li [23] is adopted with the total to selective extinction $R_V = 3.1$ and the total carbon abundance per hydrogen nucleus $b_C = 5.5 \times 10^{-5}$ in carbonaceous grains with $a_{\text{min}} = 3.55 \text{ \AA}$ and $a_{\text{max}} = 100 \text{ \AA}$.

The spinning dust emissivity is calculated for a so-called model A (similar to DL98b; HDL10), in which 25% of grains have the electric dipole moment parameter $\beta = 2\beta_0$, 50% have $\beta = \beta_0$ and 25% have $\beta = 0.5\beta_0$ with $\beta_0 = 0.4$ D. In the rest of the paper, the notation *model A* is omitted, unless stated otherwise.

The left panel in Figure 3 shows the spinning dust emissivity for different degrees of irregularity η and with a dust temperature $T_{\text{vib}} = 60$ K in the WIM. The emission spectrum for a given T_{vib} shifts to higher frequency as η decreases (i.e. the degree of grain irregularity increases), but their spectral profiles remain similar. The right panel shows the increase of peak emissivity J_{peak} with increasing η .

One particular feature in Figure 3_{right} is that for axisymmetric grains ($\eta = 1$), the emissivity increases by a factor of 1.3 with T_{vib} increases from $20 - 200$ K. However, for the irregular grain with high triaxiality $\eta = 1.5$, the emissivity increases by a factor of 2. The peak frequency is increased by a factor of 1.4.

This feature is easy to understand because the irregular grain radiate at more frequency

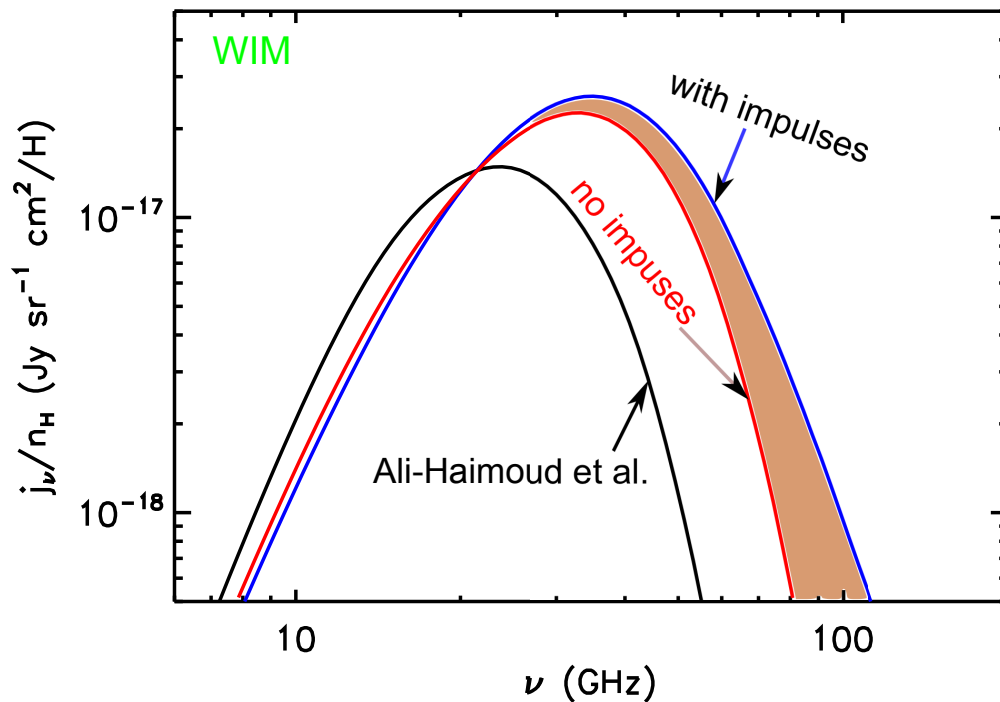


Figure 4: Emissivity per H obtained for WIM without ionic impulses using the Fokker-Planck equation from Ali-Haimoud et al. [1] and with impulses using our LE simulations for grain wobbling. The spectra are efficiently broadened as a result of impulses (see blue line). Figure reproduced from Hoang et al. [36].

modes than the axisymmetric grain. As a result, for the grain temperature increases to a sufficiently high value, it results in the uniform distribution of the angle between grain symmetry axis and angular momentum, so that the spinning dust emissivity becomes saturated. On the other hand, for the triaxial grain, as T_{vib} increases, it allows grain to rotate about its axis of minimum inertia (smallest moment of inertia). As a result, the grain radiates at frequency modes with higher frequency, and power.

In the case of efficient IVRET, vibrational energy is converted to rotational emission, which results in the increase of both emissivity and peak frequency. As shown, the energy transfer is more efficient for more irregular grain. The reason for that is, the more irregular grain allows grain spends a larger fraction of time rotating along the axis of minor inertia.

The effect of impulsive excitations by single-ion collisions is shown in Figure 4. One can see that the impulses from ions can increase the emissivity by $\sim 23\%$, and slightly increase the peak frequency (see Figure 4). The tail of high frequency part is obviously extended due to the contribution from ionic impulses with large angular momentum.

7 Constraining spinning dust parameters and implications

Spinning dust emission involves a number of parameters, including grain physical parameters and environment parameters. Among them, the grain dipole moment and gas density are two most important parameters, but they can be constrained using theoretical modeling

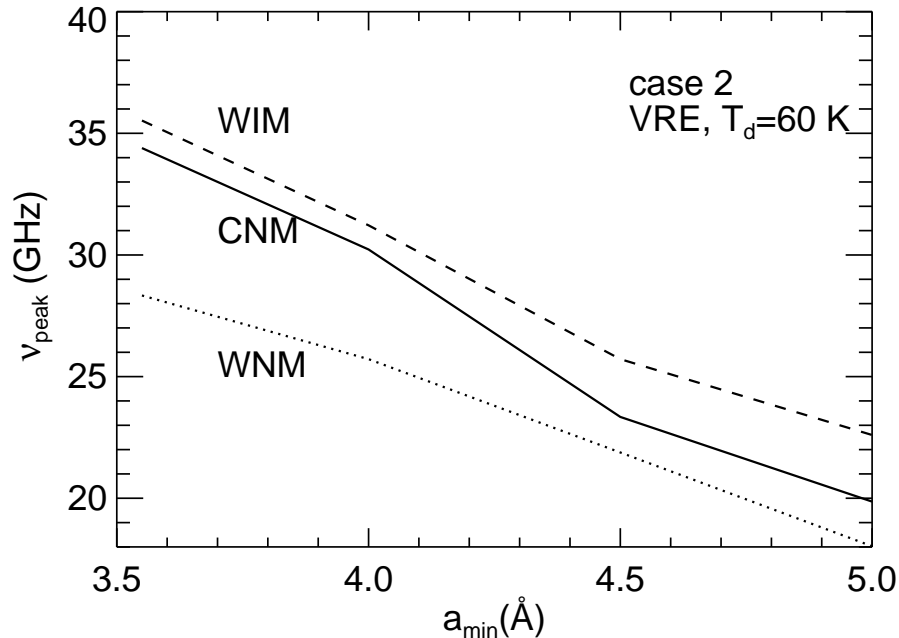


Figure 5: Decrease of the peak frequency ν_{peak} of spinning dust spectrum with the lower cutoff of grain size distribution a_{\min} for various environment conditions. Figure reproduced from Hoang et al. [41].

combined with observation data (see e.g., Dobler et al. [15]; Hoang et al. [41]). In the following, we discuss a number of parameters, which are shown to be important but more difficult to constrain through observation.

7.1 Lower cutoff of grain size distribution a_{\min}

The spinning dust emission spectrum is sensitive to the population of tiny dust grains, and its peak frequency is mostly determined by the smallest PAHs. Let a_{\min} be the size of smallest PAHs. When a_{\min} is increased, the peak frequency ν_{peak} decreases accordingly.

Figure 5 shows the variation of ν_{peak} as a function of a_{\min} for various environments, for the case in which the grain dipole moment lies in the grain plane (case 2) with $\mu_1 = 0$ and with the VRE regime ($T_d = 60$ K). As expected, ν_{peak} decreases generically with a_{\min} increasing. Thus, in addition to grain dipole moment, the lower cutoff of grain size also plays an important role.

7.2 Constraining the shape of very small grains

Very small grains and PAHs are expected to be nonspherical. However, constraining grain triaxiality using spinning dust appears rather challenging. In the simplest case where the grain shape can be approximated as an triaxial ellipsoid, the possibility is still low because there are many parameters involved in spinning dust.

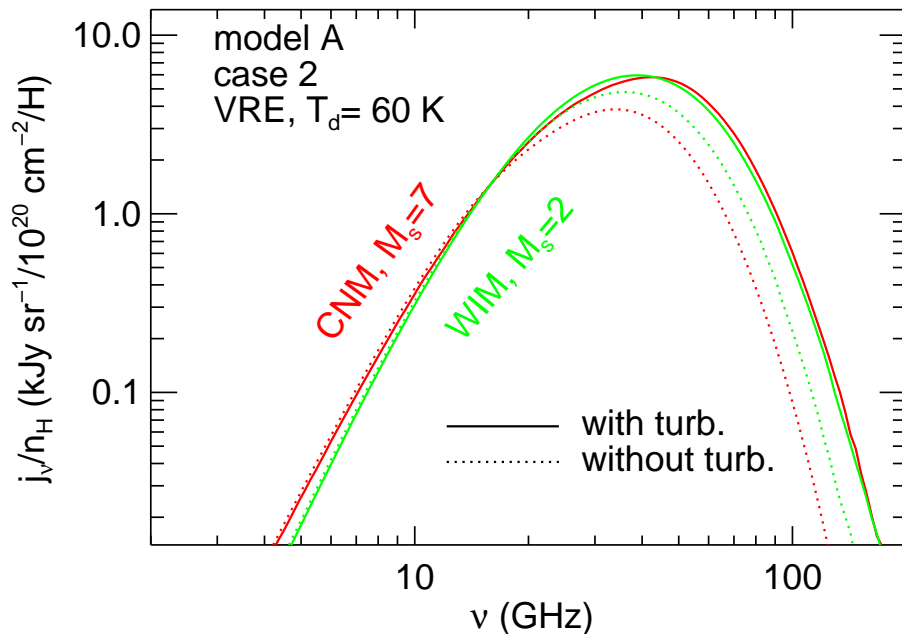


Figure 6: Spinning dust emissivity per H in the presence of compressible turbulence with sonic Mach number $M_s = 2$ and 7 , compared to that from uniform medium with $n_H = \bar{n}_H$ for the CNM (red) and WIM (green). The peak emissivity is increased, and the spectrum is shifted to higher frequency due to compressible turbulence. Case 2 ($\mu_1 = 0$) of μ orientation is considered. Figure reproduced from Hoang et al. [41].

7.3 Can compressible turbulence be observed through spinning dust emission?

The discussion of interstellar conditions adopted in DL98 and other works on spinning dust was limited by idealized interstellar phases. It is now recognized that turbulence plays an important role in shaping the interstellar medium.

For spinning dust, the turbulence can increase the emissivity due to its nonlinear dependence on material density. Indeed, in a medium with density fluctuations, the effective emissivity is

$$\langle j_\nu \rangle = \int_0^1 f(x) j_\nu(x \langle \rho \rangle) dx, \quad (41)$$

where $f(x)dx$ is the fraction of the mass with $\rho/\langle \rho \rangle \in (x, x + dx)$. We use compression distributions $f(x)$ obtained from MHD simulations for $M_s = 2$ and 7 to evaluate $\langle j_\nu \rangle$ for the WIM and CNM, respectively.

We assume the case 2 ($\mu_1 = 0$) of μ orientation. The resulting effective emissivity is compared with the emissivity from the uniform medium in Figure 6. It can be seen that the turbulent compression increases the emissivity, and shifts the peak to higher ν_{peak} . The increase of emissivity is significant for strong turbulent medium.

The distribution of phases, for instance, CNM and WNM of the ISM at high latitudes can be obtained from absorption lines. Similarly, studying fluctuations of emission it is pos-

sible to constrain parameters of turbulence. In an idealized case of a single phase medium with fluctuations of density with a given characteristic size one can estimate the value of the 3D fluctuation by studying the 2D fluctuations of column density. A more sophisticated techniques of obtaining sonic Mach numbers³ have been developed recently (see Kowal et al. [46]; Esquivel & Lazarian [28]; Burkhart et al. [5]). In particular, Burkhart et al. [6], using just column density fluctuations of the SMC, obtained a distribution of Mach numbers corresponding to the independent measurements obtained using Doppler shifts and absorption data. With such an input, it is feasible to quantify the effect of turbulence in actual observational studies of spinning dust emission.

7.4 Effect of dust acceleration on spinning dust emission

Collisions of ultrasmall grains with ions and neutrals in plasma appear to be a dominant mechanism of rotational excitations for spinning dust emission, particularly, in dark clouds where UV photons are blocked out. Current spinning dust models assume Brownian motion of grains relative to gas, but it is known that grains may move with suprathermal velocities due to acceleration by turbulence (see e.g., [17]; Yan & Lazarian [77]; [78]; Hoang et al. [42]), and random charge fluctuations (Ivlev et al. [43]; Hoang & Lazarian [40]). The latter mechanism, namely random charge fluctuations-induced-acceleration, is found to be efficient for tiny grains (Hoang & Lazarian [40]).

The resonant acceleration by fast modes of MHD turbulence, which occurs when the grain gyroradius is comparable to the scale of turbulence eddy (i.e., $r_g \sim k^{-1}$) is considered a dominant mechanism for large grains ($> 10^{-5}$ cm), whereas it is negligible for ultrasmall grains because the grain gyroradius falls below the cutoff scale of the turbulence due to viscous damping (see Yan et al. [78]; Hoang et al. [42]).

In highly ionized media (e.g., WIM, HII regions) the resonant acceleration by MHD turbulence may become important for ultrasmall grains because the damping cutoff of MHD turbulence is suppressed due to the decrease of viscous neutral damping. We also note that recent observations by Paladini et al. [66]) revealed that PAHs and ultrasmall grains may be present in HII regions, as shown through their $8\mu\text{m}$ and $24\mu\text{m}$ emission features, respectively.

Thus, assuming that grain rotational kinetic energy is equal to its translational energy, the acceleration by these aforementioned processes is expected to increase spinning dust emission. Further studies should take into this issue into account.

8 Polarization of Spinning Dust Emission and alignment of ultrasmall grains

8.1 Polarization of anomalous microwave emission

Spinning dust emission is an important foreground component that contaminates with the CMB radiation in the frequency 10 – 90 GHz. The understanding of how much polarized this emission component is becoming an pressing question for future CMB B-mode missions.

Recent observational studies (Dickinson et al. [14]; López-Caraballo et al. [62]; Macellari et al. [63]) showed that the average polarization of AME is between 2 – 5%. In the last

³It may be seen that Alfvén Mach numbers have subdominant effect on the distribution of densities (see Kowal et al. [46]). Thus in our study we did not vary the Alfvén Mach number.

several years, significant progress has been made in understanding spinning dust emission, both theory and observation; but the principal mechanism of alignment of ultrasmall grains is not well understood.

8.2 Alignment of ultrasmall dust grains

Grain alignment is an exciting problem (see Lazarian [49] for a review). The most promising mechanism for the grain alignment is based on radiative torques. Proposed originally by Dolginov & Mitrofanov [16] it is related to the interaction of unpolarized radiation with *irregular* grains. The numerical studies in Draine & Weingartner [25] and [26] showed the efficiency and promise of the radiative torques (which later were termed RATs). The physical picture of the RAT alignment and a detailed study of important relevant effects is presented in Lazarian & Hoang [55], [56] and Hoang & Lazarian [37], [38], [39]. However, the efficiency of RATs plummets as the size of grains gets much smaller than the radiation wavelength. Therefore, this mechanism, which seem to provide a good correspondence with the optical and infrared data (see Lazarian [49], Whittet et al. [75]) cannot be applicable to ultrasmall spinning dust.

Microwave emission from spinning grains is expected to be polarized if grains are aligned. Alignment of ultrasmall grains (essentially PAHs) is likely to be different from alignment of large (i.e., $a > 10^{-6}$ cm) grains discussed above. One of the mechanisms that might produce the alignment of the ultrasmall grains is the paramagnetic dissipation mechanism proposed by Davis & Greenstein [8]. The Davis-Greenstein alignment mechanism (Davis & Greenstein 1951, Roberge & Lazarian 1999) is straightforward: for a spinning grain the component of interstellar magnetic field perpendicular to the grain angular velocity varies in grain coordinates, resulting in time-dependent magnetization, associated energy dissipation, and a torque acting on the grain. As a result grains tend to rotate with angular momenta parallel to the interstellar magnetic field.

Lazarian & Draine [51] (henceforth LD00) found that the traditional picture of paramagnetic relaxation is incomplete, since it disregards the so-called “Barnett magnetization” (Landau & Lifshitz [47]). The Barnett effect—the inverse of the Einstein-De Haas effect—consists of the spontaneous magnetization of a paramagnetic body rotating in field-free space. This effect can be understood in terms of the lattice sharing part of its angular momentum with the spin system. Therefore the implicit assumption in Davis & Greenstein [8] that the magnetization within a *rotating grain* in a *static* magnetic field is equivalent to the magnetization within a *stationary grain* in a *rotating* magnetic field is clearly not exact.

LD00 accounted for the “Barnett magnetization” and termed the effect of enhanced paramagnetic relaxation arising from grain magnetization “resonance paramagnetic relaxation”. It is clear from Figure 7 that resonance paramagnetic relaxation persists at the frequencies when the Davis-Greenstein relaxation vanishes. However the polarization is marginal for $\nu > 35$ GHz anyhow. The discontinuity at ~ 20 GHz is due to the assumption that smaller grains are planar, and larger grains are spherical. The microwave emission will be polarized in the plane perpendicular to magnetic field because the angular momentum is partially aligned with the magnetic field.

8.3 Constraining the alignment of ultrasmall grains

Can we constrain the alignment of ultrasmall grains through polarization of mid-infrared

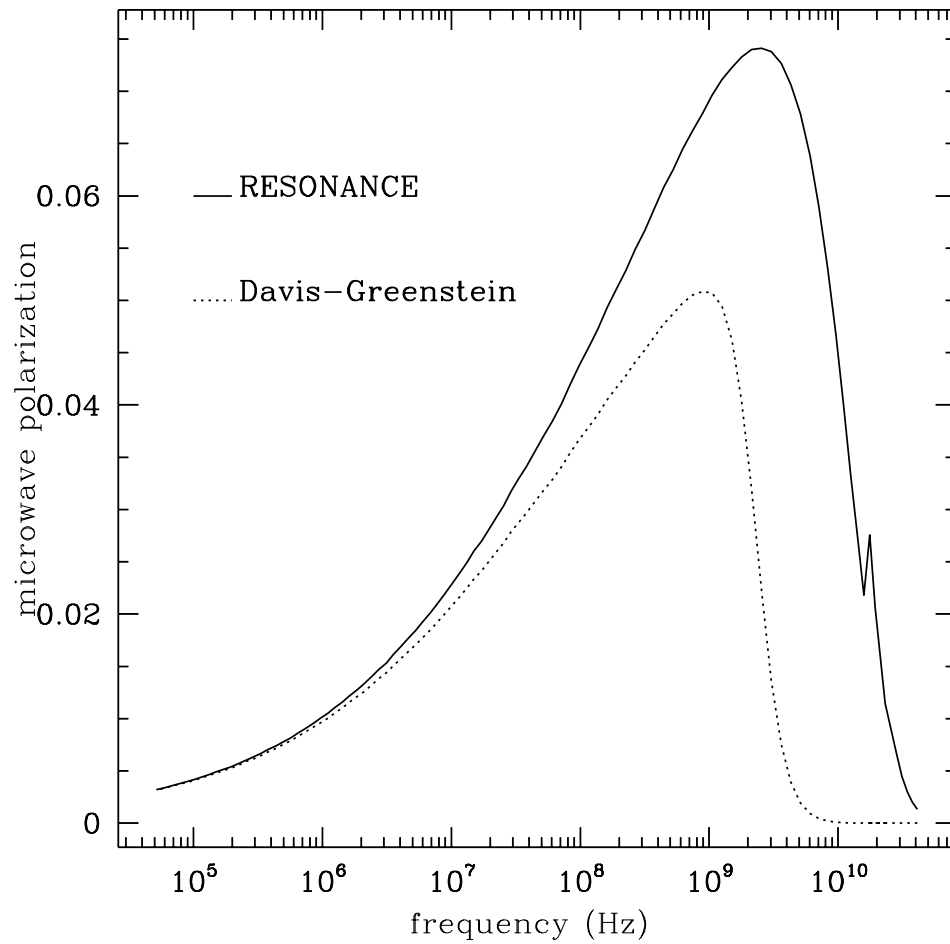


Figure 7: Polarization for both resonance paramagnetic relaxation and Davis-Greenstein relaxation for grains in the cold interstellar medium as a function of frequency (from LD00). For resonance relaxation the saturation effects are neglected, which means that the upper curves correspond to the *maximal* values allowed by the resonant paramagnetic mechanism.

(2 – 12 μ m) emission features?

The answer to this question is “probably not”. Indeed, as discussed earlier, mid-infrared emission from ultrasmall grains, takes place as they absorb UV photons. These photons raise grain vibrational temperature, randomizing grain axes in relation to its angular momentum (see Lazarian & Roberge [59]). Taking values for Barnett relaxation from Lazarian & Draine [50], we estimate the randomization time of the 10^{-7} cm grain to be 2×10^{-6} s, which is less than the grain cooling time due to IR emission. As a result, the emanating infrared emission will be polarized very marginally. If, however, Barnett relaxation is suppressed, the randomization time is determined by inelastic relaxation (Lazarian & Efroimsky [52]) and is ~ 0.1 s, which would entail a partial polarization of infrared emission.

Can we constrain the alignment of ultrasmall grains via the ultraviolet polarization?

PAHs and ultrasmall grains that produce spinning dust emission are likely the same particles that produce the prominent UV absorption feature at 2175\AA (see e.g., Draine & Li [24]). The lack of polarization excess at 2175\AA is consistent with the expectation that the PAHs are poorly aligned. However, the small degree of polarization (see Wolf et al. [76]) indicates that there must be some residual alignment of ultrasmall grains. The constraint for such a residual alignment can be obtained by fitting theoretical model with the UV polarization of starlight (Martin [64]). When the residual alignment available, one can predict the polarization level of spinning dust.

Apart from emission from spinning dust, another new type of emission from dust is possible. Draine & Lazarian [21] noticed that the strongly magnetized material is capable of producing much more microwave thermal emission compared with non-magnetic grains. They suggested this as a possible alternative to spinning dust emission, which can be responsible for a part or even most of the anomalous microwave emission. Such an emission can be strongly polarized, making anomalous emission an important contaminant in terms of CMB polarization studies.

Further research showed that at the frequencies 20–90 GHz the spinning dust dominates. However, Draine & Hensley [18] performed new calculations of microwave response of strongly magnetic grains. At higher frequencies this new extensive study of evaluating microwave emissivity of strongly magnetic grains showed that magneto-dipole response of interstellar dust may be extremely important.

9 Summary

The principal points discussed above are as follows:

- The model of spinning dust emission proposed by DL98 proved capable of explaining anomalous microwave emission, and its predictions were confirmed by numerous observations since the introduction of the model.
- The DL98 spinning dust model has been improved recently by including the effects of thermal fluctuations within dust grains, impulsive excitations with single ions, transient heating by UV photons, triaxiality of grain shape, and compressible turbulence, which made the spinning dust model more realistic.
- Spinning dust emission involves a number of grain physical parameters and environment parameters. With the latest progress on theoretical modeling and observations,

the possibility of using spinning dust as a diagnostics tool for physical parameters of ultrasmall dust is open.

- The spinning dust emission is expected to be partially polarized, but further studies on alignment of ultrasmall grains and modeling of spinning dust polarization is vitally required.

AL acknowledges the support of the Center for Magnetic Self-Organization and the NASA grant NNX11AD32G. TH is grateful to Peter Martin for fruitful discussions on constraining the alignment of ultrasmall grains and polarization of anomalous microwave emission.

References

- [1] Y. Ali-Haïmoud, C. M. Hirata, and C. Dickinson. A refined model for spinning dust radiation. *Monthly Notices of the Royal Astronomical Society*, 395:1055, May 2009.
- [2] C. L. Bennett, R. S. Hill, G. Hinshaw, M. R. Nolta, N. Odegard, L. Page, D. N. Spergel, J. L. Weiland, E. L. Wright, M. Halpern, N. Jarosik, A. Kogut, M. Limon, S. S. Meyer, G. S. Tucker, and E. Wollack. First-year wilkinson microwave anisotropy probe (wmap) observations: Foreground emission. *The Astrophysical Journal Supplement Series*, 148:97, Sep 2003.
- [3] C. Bot, N. Ysard, D. Paradis, J. P. Bernard, G. Lagache, F. P. Israel, and W. F. Wall. Submillimeter to centimeter excess emission from the magellanic clouds. ii. on the nature of the excess. *Astronomy and Astrophysics*, 523:20, Nov 2010.
- [4] F. R. Bouchet, S. Prunet, and S. K. Sethi. Multifrequency wiener filtering of cosmic microwave background data with polarization. *Monthly Notices of the Royal Astronomical Society*, 302:663, Feb 1999.
- [5] B. Burkhart, D. Falceta-Gonçalves, G. Kowal, and A. Lazarian. Density studies of mhd interstellar turbulence: Statistical moments, correlations and bispectrum. *The Astrophysical Journal*, 693:250, Mar 2009.
- [6] B. Burkhart, S. Stanimirović, A. Lazarian, and G. Kowal. Characterizing magneto-hydrodynamic turbulence in the small magellanic cloud. *The Astrophysical Journal*, 708:1204, Jan 2010.
- [7] S. Casassus, C. Dickinson, K. Cleary, R. Paladini, M. Etxaluze, T. Lim, G. J. White, M. Burton, B. Indermuehle, O. Stahl, and P. Roche. Centimetre-wave continuum radiation from the ophiuchi molecular cloud. *Monthly Notices of the Royal Astronomical Society*, 391:1075, Dec 2008.
- [8] L. Davis and J. L. Greenstein. The polarization of starlight by aligned dust grains. *Astrophysical Journal*, 114:206, Sep 1951.
- [9] A. de Oliveira-Costa, A. Kogut, M. J. Devlin, C. B. Netterfield, L. A. Page, and E. J. Wollack. Galactic Microwave Emission at Degree Angular Scales. *Astrophysical Journal Letters v.482*, 482:L17, June 1997.

- [10] A. de Oliveira-Costa, M. Tegmark, M. J. Devlin, L. M. Haffner, T. Herbig, A. D. Miller, L. A. Page, R. J. Reynolds, and S. L. Tufte. Galactic contamination in the qmap experiment. *The Astrophysical Journal*, 542:L5, Oct 2000.
- [11] A. de Oliveira-Costa, M. Tegmark, D. P. Finkbeiner, R. D. Davies, C. M. Gutierrez, L. M. Haffner, A. W. Jones, A. N. Lasenby, R. Rebolo, R. J. Reynolds, S. L. Tufte, and R. A. Watson. A new spin on galactic dust. *The Astrophysical Journal*, 567:363, Mar 2002.
- [12] A. de Oliveira-Costa, M. Tegmark, C. M. Gutierrez, A. W. Jones, R. D. Davies, A. N. Lasenby, R. Rebolo, and R. A. Watson. Cross-correlation of tenerife data with galactic templates-evidence for spinning dust? *The Astrophysical Journal*, 527:L9, Dec 1999.
- [13] A. de Oliveira-Costa, M. Tegmark, L. A. Page, and S. P. Boughn. Galactic emission at 19 ghz. *The Astrophysical Journal*, 509:L9, Dec 1998.
- [14] C. Dickinson, M. Peel, and M. Vidal. New constraints on the polarization of anomalous microwave emission in nearby molecular clouds. *MNRAS*, 418:L35–L39, Nov. 2011.
- [15] G. Dobler, B. Draine, and D. P. Finkbeiner. Constraining Spinning Dust Parameters with the WMAP Five-Year Data. *The Astrophysical Journal*, 699(2):1374–1388, July 2009.
- [16] A. Z. Dolginov and I. G. Mitrofanov. Orientation of cosmic dust grains. *Astrophysics and Space Science*, 43:291–317, Sept. 1976.
- [17] B. T. Draine. Grain evolution in dark clouds. *IN: Protostars and planets II (A86-12626 03-90). Tucson*, pages 621–640, 1985.
- [18] B. T. Draine and B. Hensley. Magnetic Nanoparticles in the Interstellar Medium: Emission Spectrum and Polarization. *arXiv*, astro-ph.GA, 2012.
- [19] B. T. Draine and A. Lazarian. Diffuse galactic emission from spinning dust grains. *Astrophysical Journal Letters v.494*, 494:L19, Feb 1998.
- [20] B. T. Draine and A. Lazarian. Electric dipole radiation from spinning dust grains. *The Astrophysical Journal*, 508:157, Nov 1998.
- [21] B. T. Draine and A. Lazarian. Magnetic Dipole Microwave Emission from Dust Grains. *The Astrophysical Journal*, 512(2):740–754, Feb. 1999.
- [22] B. T. Draine and A. Lazarian. Microwave Emission from Galactic Dust Grains. *Microwave Foregrounds*, 181:133, 1999.
- [23] B. T. Draine and A. Li. Infrared emission from interstellar dust. iv. the silicate-graphite-pah model in the post-spitzer era. *The Astrophysical Journal*, 657:810, Mar 2007.
- [24] B. T. Draine and A. Li. Infrared Emission from Interstellar Dust. IV. The Silicate-Graphite-PAH Model in the Post-Spitzer Era. *The Astrophysical Journal*, 657(2):810–837, Mar. 2007.
- [25] B. T. Draine and J. C. Weingartner. Radiative Torques on Interstellar Grains. I. Superthermal Spin-up. *Astrophysical Journal v.470*, 470:551, Oct. 1996.

- [26] B. T. Draine and J. C. Weingartner. Radiative Torques on Interstellar Grains. II. Grain Alignment. *Astrophysical Journal* v.480, 480:633, May 1997.
- [27] W. C. Erickson. A mechanism of non-thermal radio-noise origin. *Astrophysical Journal*, 126:480, Nov 1957.
- [28] A. Esquivel and A. Lazarian. Tsallis statistics as a tool for studying interstellar turbulence. *The Astrophysical Journal*, 710:125, Feb 2010.
- [29] A. Ferrara and R.-J. Dettmar. Radio-emitting dust in the free electron layer of spiral galaxies: Testing the disk/halo interface. *Astrophysical Journal*, 427:155, May 1994.
- [30] D. P. Finkbeiner. Microwave interstellar medium emission observed by the wilkinson microwave anisotropy probe. *The Astrophysical Journal*, 614:186, Oct 2004.
- [31] D. P. Finkbeiner, M. Davis, and D. J. Schlegel. Extrapolation of galactic dust emission at 100 microns to cosmic microwave background radiation frequencies using fras. *The Astrophysical Journal*, 524:867, Oct 1999.
- [32] D. P. Finkbeiner, G. I. Langston, and A. H. Minter. Microwave interstellar medium emission in the green bank galactic plane survey: Evidence for spinning dust. *The Astrophysical Journal*, 617:350, Dec 2004.
- [33] D. P. Finkbeiner, D. J. Schlegel, C. Frank, and C. Heiles. Tentative detection of electric dipole emission from rapidly rotating dust grains. *The Astrophysical Journal*, 566:898, Feb 2002.
- [34] B. Gold, C. L. Bennett, R. S. Hill, G. Hinshaw, N. Odegard, L. Page, D. N. Spergel, J. L. Weiland, J. Dunkley, M. Halpern, N. Jarosik, A. Kogut, E. Komatsu, D. Larson, S. S. Meyer, M. R. Nolta, E. Wollack, and E. L. Wright. Five-year wilkinson microwave anisotropy probe observations: Galactic foreground emission. *The Astrophysical Journal Supplement*, 180:265, Feb 2009.
- [35] B. Gold, N. Odegard, J. L. Weiland, R. S. Hill, A. Kogut, C. L. Bennett, G. Hinshaw, X. Chen, J. Dunkley, M. Halpern, N. Jarosik, E. Komatsu, D. Larson, M. Limon, S. S. Meyer, M. R. Nolta, L. Page, K. M. Smith, D. N. Spergel, G. S. Tucker, E. Wollack, and E. L. Wright. Seven-year wilkinson microwave anisotropy probe (wmap) observations: Galactic foreground emission. *The Astrophysical Journal Supplement*, 192:15, Feb 2011.
- [36] T. Hoang, B. T. Draine, and A. Lazarian. Improving the model of emission from spinning dust: Effects of grain wobbling and transient spin-up. *The Astrophysical Journal*, 715:1462, Jun 2010.
- [37] T. Hoang and A. Lazarian. Radiative torque alignment: essential physical processes. *Monthly Notices of the Royal Astronomical Society*, 388(1):117–143, July 2008.
- [38] T. Hoang and A. Lazarian. Grain Alignment Induced by Radiative Torques: Effects of Internal Relaxation of Energy and Complex Radiation Field. *The Astrophysical Journal*, 697(2):1316–1333, June 2009.
- [39] T. Hoang and A. Lazarian. Radiative Torques Alignment in the Presence of Pinwheel Torques. *The Astrophysical Journal*, 695(2):1457–1476, Apr. 2009.

- [40] T. Hoang and A. Lazarian. Acceleration of Small Dust Grains due to Charge Fluctuations. *arXiv*, 1112:3409, Dec. 2011.
- [41] T. Hoang, A. Lazarian, and B. T. Draine. Spinning dust emission: Effects of irregular grain shape, transient heating, and comparison with wilkinson microwave anisotropy probe results. *The Astrophysical Journal*, 741:87, Nov 2011.
- [42] T. Hoang, A. Lazarian, and R. Schlickeiser. Revisiting Acceleration of Charged Grains in Magnetohydrodynamic Turbulence. *The Astrophysical Journal*, 747(1):54, Mar. 2012.
- [43] A. V. Ivlev, A. Lazarian, V. N. Tsytovich, U. de Angelis, T. Hoang, and G. E. Morfill. Acceleration of Small Astrophysical Grains due to Charge Fluctuations. *The Astrophysical Journal*, 723(1):612–619, Nov. 2010.
- [44] A. Kogut, A. J. Banday, C. L. Bennett, K. M. Gorski, G. Hinshaw, and W. T. Reach. High-latitude galactic emission in the coBE differential microwave radiometer 2 year sky maps. *Astrophysical Journal v.460*, 460:1, Mar 1996.
- [45] A. Kogut, A. J. Banday, C. L. Bennett, K. M. Gorski, G. Hinshaw, G. F. Smoot, and E. I. Wright. Microwave emission at high galactic latitudes in the four-year dmr sky maps. *Astrophysical Journal Letters v.464*, 464:L5, Jun 1996.
- [46] G. Kowal, A. Lazarian, and A. Beresnyak. Density fluctuations in mhd turbulence: Spectra, intermittency, and topology. *The Astrophysical Journal*, 658:423, Mar 2007.
- [47] L. D. Landau and E. M. Lifshitz. *Electrodynamics of continuous media, (Reading: Addison-Wesley)*, 144, 1960.
- [48] G. Langston, A. Minter, L. D’Addario, K. Eberhardt, K. Koski, and J. Zuber. The First Galactic Plane Survey at 8.35 and 14.35 GHz. *The Astronomical Journal*, 119(6):2801–2827, June 2000.
- [49] A. Lazarian. Tracing magnetic fields with aligned grains. *Journal of Quantitative Spectroscopy & Radiative Transfer*, 106:225–256, July 2007.
- [50] A. Lazarian and B. T. Draine. Nuclear spin relaxation within interstellar grains. *The Astrophysical Journal*, 520:L67, Jul 1999.
- [51] A. Lazarian and B. T. Draine. Resonance paramagnetic relaxation and alignment of small grains. *The Astrophysical Journal*, 536:L15, Jun 2000.
- [52] A. Lazarian and M. Efroimsky. Inelastic dissipation in a freely rotating body: application to cosmic dust alignment. *Monthly Notices of the Royal Astronomical Society*, 303(4):673–684, Mar. 1999.
- [53] A. Lazarian and D. Finkbeiner. Microwave emission from aligned dust. *New Astronomy Reviews*, 47:1107, Dec 2003.
- [54] A. Lazarian and D. Finkbeiner. Microwave emission from aligned dust. *New Astronomy Reviews*, 47(1):1107–1116, Dec. 2003.
- [55] A. Lazarian and T. Hoang. Radiative torques: analytical model and basic properties. *Monthly Notices of the Royal Astronomical Society*, 378(3):910–946, July 2007.

- [56] A. Lazarian and T. Hoang. Alignment of Dust with Magnetic Inclusions: Radiative Torques and Superparamagnetic Barnett and Nuclear Relaxation. *The Astrophysical Journal*, 676(1):L25–L28, Mar. 2008.
- [57] A. Lazarian and S. Prunet. Polarized microwave emission from dust. *ASTROPHYSICAL POLARIZED BACKGROUNDS: Workshop on Astrophysical Polarized Backgrounds*, 609:32–43, Mar. 2002.
- [58] A. Lazarian and W. G. Roberge. Barnett relaxation in thermally rotating grains. *Astrophysical Journal v.484*, 484:230, Jul 1997.
- [59] A. Lazarian and W. G. Roberge. Cosmic rays and grain alignment. *Monthly Notices of the Royal Astronomical Society*, 287:941, Jun 1997.
- [60] E. M. Leitch, A. C. S. Readhead, T. J. Pearson, and S. T. Myers. An anomalous component of galactic emission. *Astrophysical Journal Letters v.486*, 486:L23, Sep 1997.
- [61] A. Li and B. T. Draine. Infrared Emission from Interstellar Dust. II. The Diffuse Interstellar Medium. *The Astrophysical Journal*, 554(2):778–802, June 2001.
- [62] C. H. López-Caraballo, J. A. Rubiño-Martín, R. Rebolo, and R. Génova-Santos. Constraints on the polarization of the anomalous microwave emission in the perseus molecular complex from seven-year wmap data. *The Astrophysical Journal*, 729:25, Mar 2011.
- [63] N. Macellari, E. Pierpaoli, C. Dickinson, and J. E. Vaillancourt. Galactic foreground contributions to the 5-year Wilkinson Microwave Anisotropy Probe maps. *Monthly Notices of the Royal Astronomical Society*, 418(2):888–905, Dec. 2011.
- [64] P. G. Martin. On Predicting the Polarization of Low Frequency Emission by Diffuse Interstellar Dust. In M.-A. Miville-Deschênes and F. Boulanger, editors, *EAS Publications Series*, volume 23 of *EAS Publications Series*, pages 165–188, 2007.
- [65] P. R. McCullough, J. E. Gaustad, W. Rosing, and D. Van Buren. Implications of H Observations for Studies of the CMB. *Microwave Foregrounds*, 181:253, 1999.
- [66] R. Paladini, G. Umana, M. Veneziani, A. Noriega-Crespo, L. D. Anderson, F. Piacentini, D. P. Goncalves, D. Paradis, C. T. Tibbs, J.-P. Bernard, and P. Natoli. Spitzer and Herschel multiwavelength characterization of the dust content of evolved HII regions. *arXiv*, astro-ph.GA, Oct. 2012.
- [67] Planck Collaboration, P. A. R. Ade, N. Aghanim, M. Arnaud, M. Ashdown, J. Aumont, C. Baccigalupi, A. Balbi, A. J. Banday, R. B. Barreiro, J. G. Bartlett, and et al. Planck early results. xx. new light on anomalous microwave emission from spinning dust grains. *Astronomy & Astrophysics*, 536:20, Dec 2011.
- [68] E. M. Purcell. Suprathermal rotation of interstellar grains. *Astrophysical Journal*, 231:404, Jul 1979. A&AA ID. AAA025.131.177.
- [69] A. M. M. Scaife, B. Nikolic, D. A. Green, R. Beck, M. L. Davies, T. M. O. Franzen, K. J. B. Grainge, M. P. Hobson, N. Hurley-Walker, A. N. Lasenby, M. Olamaie, G. G. Pooley, C. Rodríguez-González, R. D. E. Saunders, P. F. Scott, T. W. Shimwell, D. J.

- Titterton, E. M. Waldram, and J. T. L. Zwart. Microwave observations of spinning dust emission in ngc6946. *Monthly Notices of the Royal Astronomical Society: Letters*, 406:L45, Jul 2010. (c) Journal compilation © 2010 RAS.
- [70] K. Silsbee, Y. Ali-Haïmoud, and C. M. Hirata. Spinning dust emission: the effect of rotation around a non-principal axis. *Monthly Notices of the Royal Astronomical Society*, 411:2750, Mar 2011.
- [71] M. Tegmark, D. J. Eisenstein, W. Hu, and A. de Oliveira-Costa. Foregrounds and forecasts for the cosmic microwave background. *The Astrophysical Journal*, 530:133, Feb 2000.
- [72] C. T. Tibbs, N. Flagey, R. Paladini, M. Compiègne, S. Shenoy, S. Carey, A. Noriega-Crespo, C. Dickinson, Y. Ali-Haïmoud, S. Casassus, K. Cleary, R. D. Davies, R. J. Davis, C. M. Hirata, and R. A. Watson. Spitzer characterization of dust in an anomalous emission region: the perseus cloud. *Monthly Notices of the Royal Astronomical Society*, 418:1889, Dec 2011.
- [73] C. T. Tibbs, R. Paladini, M. Compiègne, C. Dickinson, M. I. R. Alves, N. Flagey, S. Shenoy, A. Noriega-Crespo, S. Carey, S. Casassus, R. D. Davies, R. J. Davis, S. Molinari, D. Elia, M. Pestalozzi, and E. Schisano. A Multi-wavelength Investigation of RCW175: An H II Region Harboring Spinning Dust Emission. *The Astrophysical Journal*, 754(2):94, Aug. 2012.
- [74] J. C. Weingartner and B. T. Draine. Radiative torques on interstellar grains. iii. dynamics with thermal relaxation. *The Astrophysical Journal*, 589:289, May 2003.
- [75] D. C. B. Whittet, J. H. Hough, A. Lazarian, and T. Hoang. The Efficiency of Grain Alignment in Dense Interstellar Clouds: a Reassessment of Constraints from Near-Infrared Polarization. *The Astrophysical Journal*, 674(1):304–315, Feb. 2008.
- [76] M. J. Wolff, G. C. Clayton, S.-H. Kim, P. G. Martin, and C. M. Anderson. Ultraviolet Interstellar Linear Polarization. III. Features. *Astrophysical Journal v.478*, 478:395, Mar. 1997.
- [77] H. Yan and A. Lazarian. Grain Acceleration by Magnetohydrodynamic Turbulence: Gyroresonance Mechanism. *The Astrophysical Journal*, 592(1):L33–L36, July 2003.
- [78] H. Yan, A. Lazarian, and B. T. Draine. Dust Dynamics in Compressible Magnetohydrodynamic Turbulence. *The Astrophysical Journal*, 616(2):895–911, Dec. 2004.
- [79] N. Ysard and L. Verstraete. The long-wavelength emission of interstellar pachs: characterizing the spinning dust contribution. *Astronomy and Astrophysics*, 509:12, Jan 2010.