

Crossover of Critical Casimir forces between different surface universality classes

T. F. Mohry,^{1,2,*} A. Maciolek,^{1,2,3} and S. Dietrich^{1,2}

¹*Max-Planck-Institut für Metallforschung,
Heisenbergstraße 3, 70569 Stuttgart, Germany*

²*Universität Stuttgart, Institut für Theoretische und Angewandte Physik,
Pfaffenwaldring 57, 70569 Stuttgart, Germany*

³*Institute of Physical Chemistry, Polish Academy of Sciences,
Kasprzaka 44/52, PL-01-224 Warsaw, Poland*

(Dated: October 29, 2018)

Abstract

In confined systems near a continuous phase transition the long-ranged fluctuations of the corresponding order parameter are subject to boundary conditions. These constraints result in so-called critical Casimir forces acting as effective forces on the confining surfaces. For systems belonging to the Ising bulk universality class corresponding to a scalar order parameter the critical Casimir force is studied for the film geometry in the crossover regime characterized by different surface fields at the two surfaces. The scaling function of the critical Casimir force is calculated within mean field theory. Within our approach, the scaling functions of the critical Casimir force and of the order parameter profile for finite surface fields can be mapped by rescaling, except for a narrow crossover regime, onto the corresponding scaling function of the so-called normal fixed point of strong surface fields. In the crossover regime, the critical Casimir force as function of temperature exhibits more than one extremum and for certain ranges of surface field strengths it changes sign twice upon varying temperature. Monte Carlo simulation data obtained for a three-dimensional Ising film show similar trends. The sign of the critical Casimir force can be inferred from the comparison of the order parameter profiles in the film and in the semi-infinite geometry.

PACS numbers: 05.70.Jk, 64.60.an, 64.60.fd, 68.35.Rh

*Electronic address: mohry@mf.mpg.de

I. INTRODUCTION

Finite-size contributions to the free energy of a fluid confined between two planar surfaces, separated by a distance L , give rise to an effective force per unit area between the surfaces, or an excess pressure. This so-called solvation force f_{solv} depends on L , the thermodynamic state of the bulk fluid, the fluid-fluid interactions, and the two substrates potentials [1]. At the bulk critical point of the fluid the solvation force acquires a universal contribution which is long-ranged in L . This fluctuation induced effective force is called the critical Casimir force [2–4].

The critical Casimir effect is a subject of considerable theoretical and experimental interest, involving experiments for wetting films near critical end points [5–8] and for colloidal systems in the presence of a critical solvent [9–12]. The sensitive temperature dependence of the critical Casimir force can be exploited in the latter systems in order to control the collective behavior of colloidal particles, such as their aggregation behavior, which opens up application perspectives in many areas of material science. According to the accumulated knowledge, the sign of the critical Casimir force can be selected by suitable surface treatments [3, 13, 14]. Recently, a continuous tuning has been achieved experimentally for a colloidal particle in a critical solvent and near a substrate with a gradient in its preferential adsorption properties for the two species forming the binary liquid mixture as a solvent [15]. It is very encouraging that the adsorption preference of a substrate can be changed continuously between strong adsorption of one species to strong adsorption of the other species of a binary liquid mixture by tuning the chemical composition of a monomolecular overlayer only, without altering the bulk material of the confining substrates. As will be discussed later, in the present context this amounts to continuously tune a surface field h_1 , which expresses this preference and breaks the symmetry of the order parameter, between $+\infty$ and $-\infty$.

Such a tunability of critical Casimir forces towards repulsion might be relevant for micro- and nano-electromechanical systems in order to prevent stiction due to the omnipresent attractive quantum mechanical Casimir forces [16] - for exceptions see Ref. [17]. In order to achieve repulsive quantum Casimir forces, rather complex systems have been considered but they are not yet experimentally established [18]. Here we show theoretically that, for suitably prepared system parameters, switching the sign of the critical Casimir force can be

achieved not only by varying the surface fields but also via minute temperature changes. This occurs if the adsorption properties of the confining surfaces differ significantly, for example, if each surface attracts a different component of the binary liquid mixture but one does so weakly and the other strongly.

To be specific, we investigate theoretically the properties of the critical Casimir force in thin films of systems belonging to the Ising universality class (UC) focusing on the crossovers between various surface UCs [19, 20], i.e., systems for which one or both surfaces give rise to relatively weak adsorption. Representatives of this class are simple fluids, binary liquid mixtures, or Ising ferromagnets. The temperature dependence of the critical Casimir force, its sign, and its strength depend on the nature of the confining surfaces, which impose specific boundary conditions (BCs) on the relevant order parameter profile. In this context, so far only the cases of strongly adsorbing or neutral surfaces forming various surface UCs [3, 13, 14] have been studied theoretically, for both symmetric and antisymmetric BCs. In order to understand and thus to be able to control the aforementioned tunability of the critical Casimir forces, here we focus on the crossovers between these different surface UCs, i.e., systems for which one or both surfaces give rise to relatively weak adsorption.

In order to calculate the critical Casimir force in the spirit of fieldtheoretical renormalization group theory we use the Landau-Ginzburg model in the film geometry. Within this approach the surfaces 1 and 2 are characterized by surface fields $h_{0,i}$, $i = 1, 2$, conjugated to the order parameter at the surface, and by so-called surface enhancement parameters $c_{0,i}$, $i = 1, 2$, describing the tendency of the system to order at the surface [19, 20]. Our results have been obtained numerically within mean field theory (MFT) as the lowest order contribution in a systematic $4 - d$ expansion in d spatial dimensions. The universal scaling functions of the order parameter profile and of the critical Casimir force have been calculated and thoroughly analyzed for the crossover between the so-called normal and the so-called special surface transition and for the crossover between the normal and the ordinary surface transition [19, 20], i.e., for various values of the parameters $h_{0,i}$ and $c_{0,i}$. It turns out that depending on the choice of these surface properties, the critical Casimir force can change its sign once or even twice upon varying the temperature. We also propose a simple criterion relating the sign of the critical Casimir force to the values of the order parameter at the surfaces and in the bulk.

Recently, the crossover behavior in the same type of model, but for symmetry-preserving

BCs only (which enables one technically to go beyond MFT) has been studied by field-theoretic methods [21]. Explicit two-loop renormalization group calculations show that the critical Casimir force can be of either sign depending on the surface enhancement parameters $c_{0,1}$ and $c_{0,2}$. However, these results are not applicable for fluid systems, because generically these are exposed to symmetry breaking surface fields. Here we study the experimentally relevant case of tuning surface fields. In the presence of arbitrary surface fields both Monte Carlo (MC) simulation data [22] for the three-dimensional Ising model in the film geometry as well as exact results for two-dimensional Ising strips [23–25] show similar trends in the behavior of the critical Casimir force.

Our presentation is organized as follows: In Sec. II we introduce the model and briefly present the relevant basic theoretical facts concerning finite-size scaling and surface UCs. In Sec. III we report results of our calculations for the crossover between the special and the normal transition (Subsec. III A) and the crossover between the ordinary and the normal transition (Subsec. III B). In Sec. IV our results pertinent to four spatial dimensions are compared to results for $d = 2$ available in literature [23–25] and we provide a comparison with MC simulation data for $d = 3$ Ising films [22]. Section V summarizes our results.

II. THEORETICAL BACKGROUND

A. The model

In order to calculate the order parameter profile and the critical Casimir force we use the standard reduced Landau-Ginzburg Hamiltonian $\overline{\mathcal{H}} = \tilde{\mathcal{H}} / (k_B T)$ (in units of the thermal energy $k_B T$ and thus dimensionless) describing a system with $O(N)$ symmetry. For the film geometry with planar, laterally homogeneous surfaces and within MFT the order parameter (OP) profile Φ depends only on the spatial variable z orthogonal to the surfaces so that $\overline{\mathcal{H}} = A\mathcal{H}$ with

$$\mathcal{H}[\Phi(z)] = \int_{-L/2}^{L/2} dz \left\{ \frac{1}{2} \left(\frac{\partial \Phi(z)}{\partial z} \right)^2 + \frac{\tau}{2} \Phi^2(z) + \frac{g}{4!} \Phi^4(z) - h_{0,b} \Phi(z) \right\} \quad (1)$$

$$+ \frac{c_{0,1}}{2} \Phi_1^2 - h_{0,1} \Phi_1 + \frac{c_{0,2}}{2} \Phi_2^2 - h_{0,2} \Phi_2$$

and where A is the macroscopically large, $(d - 1)$ -dimensional area of one of the equally sized confining surfaces. Corresponding to the Ising UC studied here Φ is a scalar. $\Phi_1 \equiv$

$\Phi(z = -L/2)$ and $\Phi_2 \equiv \Phi(z = L/2)$ are the values of the order parameter at the confining walls. The coefficient $\tau \propto \frac{T - T_{c,b}}{T_{c,b}}$, where $T_{c,b}$ is the bulk critical temperature, changes sign at bulk criticality. The coupling constant $g > 0$ stabilizes \mathcal{H} for $T < T_{c,b}$. In the following we assume that the ordering bulk external field $h_{b,0}$ is zero, i.e., we focus on the critical concentration of the fluid. The effects of the surfaces on the system are captured by the surface fields $h_{0,i}$ and by the surface enhancements $c_{0,i}$ as will be discussed in Subsec. II B. In the sense of renormalization group theory Eq. (1) captures all relevant scaling fields and thus is able to predict the leading universal behavior of critical films [19, 20].

In the film geometry the critical Casimir force per area A of one of the equally sized confining surfaces and in units of $k_B T$ is given by

$$f_C \equiv -\frac{\partial \mathfrak{f}^{ex}}{\partial L}, \quad (2)$$

where the excess free energy per area and in units of $k_B T$ is defined as

$$\mathfrak{f}^{ex} \equiv (f - f_b) L / (k_B T). \quad (3)$$

Here f is the singular contribution to the total free energy of the film per volume $V = LA$ and f_b is the singular part of the bulk free energy density.

Within MFT the analysis of the critical Casimir force leads to the Euler-Lagrange equation (ELE)

$$\frac{\partial^2 \Phi}{\partial z^2} = \tau \Phi + \frac{g}{6} \Phi^3 \quad (4)$$

with the BCs

$$\left. \frac{\partial \Phi}{\partial z} \right|_{z=-L/2} = c_{0,1} \Phi_1 - h_{0,1} \quad (5)$$

and

$$\left. \frac{\partial \Phi}{\partial z} \right|_{z=L/2} = -(c_{0,2} \Phi_2 - h_{0,2}). \quad (6)$$

Instead of using the definition of the critical Casimir force given by Eq. (2), it is more convenient to use the thermal average of the (z, z) -component of the stress tensor [3, 26] (we omit here the brackets $\langle \cdot \rangle$ indicating the thermal average):

$$\mathcal{T}_{zz}[\Phi] = \frac{1}{2} \left(\frac{\partial \Phi}{\partial z} \right)^2 - \frac{\tau}{2} \Phi^2(z) - \frac{g}{4!} \Phi^4(z), \quad (7)$$

which is spatially constant throughout the film including the surfaces. In order to obtain the critical Casimir force the bulk contribution has to be subtracted:

$$f_C = \mathcal{T}_{zz} [\Phi] - \mathcal{T}_{zz} [\Phi_b], \quad (8)$$

where the bulk value Φ_b is

$$\Phi_b = \pm \Theta(-\tau) \sqrt{\frac{-6\tau}{g}} \quad (9)$$

and where Θ is the Heaviside step function.

Dimensional analysis leads to the following scaled, dimensionless quantities:

$$\zeta = z/L \quad (10)$$

$$\mathcal{M}(\zeta) = \sqrt{\frac{g}{6}} L^{\beta/\nu} \Phi(\zeta L) \quad (\beta/\nu)_{MFT} = 1 \quad (11)$$

$$y = \tau L^{1/\nu} \quad \nu_{MFT} = 1/2 \quad (12)$$

$$c_i = c_{0,i} L^{\phi/\nu} \quad (\phi/\nu)_{MFT} = 1 \quad (13)$$

$$h_i = \sqrt{\frac{g}{6}} h_{0,i} L^{\Delta_1^{sp}/\nu} \quad (\Delta_1^{sp}/\nu)_{MFT} = 2, \quad (14)$$

where ϕ is the crossover exponent and Δ_1^{sp} is the surface counterpart of the bulk gap exponent Δ . In terms of these scaled variables the Hamiltonian in Eq. (1) takes the scaled form

$$\begin{aligned} \mathcal{H}[\Phi(z)] = & \frac{6}{g} L^{-3} \int_{-1/2}^{1/2} d\zeta \left\{ \frac{1}{2} \left(\frac{\partial \mathcal{M}(\zeta)}{\partial \zeta} \right)^2 + \frac{y}{2} \mathcal{M}^2(\zeta) + \frac{1}{4} \mathcal{M}^4(\zeta) \right\} \\ & + \frac{c_1}{2} \mathcal{M}_1^2 - h_1 \mathcal{M}_1 + \frac{c_2}{2} \mathcal{M}_2^2 - h_2 \mathcal{M}_2, \end{aligned} \quad (15)$$

where within MFT the prefactor $6/g$ is undetermined. In these scaled units the bulk limit (which minimizes the integral in Eq. (15) for constant $\mathcal{M} = \mathcal{M}_b$) and the correlation length, defined via the exponential decay of the two-point correlation function for $T \neq T_{c,b}$, are

$$\mathcal{M}_b = \pm \Theta(-y) |y|^{1/2} \quad (16)$$

and

$$\xi/L = \begin{cases} y^{-1/2} & y > 0 \\ (-2y)^{-1/2} & y < 0 \end{cases}, \quad (17)$$

respectively.

The above MFT considerations can be put into the general context of scaling theory. In accordance with this the order parameter profile in a film exhibits the following scaling behavior [19]:

$$\Phi(z, t, L) = \Phi_b(t) \widetilde{\mathcal{M}}(z/\xi, L/\xi), \quad (18)$$

where $\xi(t = (T - T_{c,b})/T_{c,b} \rightarrow \pm 0) = \xi_0^\pm |t|^{-\nu}$; ξ_0^\pm are nonuniversal amplitudes with a universal ratio $(\xi_0^+/\xi_0^-)_{MFT} = \sqrt{2}$. $\Phi_b(t) = \Phi_{b,0} |t|^\beta$ is the bulk order parameter (we take $\Phi_b(t > 0)$ to be $\Phi_b(-t)$ valid for $T < T_{c,b}$) with the (only) second nonuniversal amplitude $\Phi_{b,0}$. In Eq. (18) $\widetilde{\mathcal{M}}(x, \tilde{y})$ is a universal scaling function which is normalized such that $\widetilde{\mathcal{M}}(x \rightarrow \infty, \tilde{y} = \infty) = \Theta(-t)$. The scaling function $\widetilde{\mathcal{M}}(x, \tilde{y})$ is suitable for capturing the semi-infinite limit. For finite film thickness it is helpful to rewrite Eq. (18) in terms of a different, also universal scaling function $\mathcal{M}(\zeta = z/L, y = (\text{sign } t)(L/\xi)^{1/\nu} = t(L/\xi_0^+)^{1/\nu})$:

$$\Phi(z, t, L) = \Phi_b(t) (\xi/L)^{\beta/\nu} \mathcal{M}\left(z/L, t(L/\xi_0^+)^{1/\nu}\right) = \Phi_{b,0} (L/\xi_0^+)^{-\beta/\nu} \mathcal{M}(\zeta, y). \quad (19)$$

Note that in Eq. (19) we have used as expression for ξ the one above T_c also for $t < 0$ so that here $\xi(t) = \xi_0^+ |t|^{-\nu}$ for all t ; this yields a scaling variable y which is analytic in t . The universal scaling function $\mathcal{M}(\zeta, y)$ has the property and is normalized such that, for $\zeta |y|^\nu = \text{const}$, $\mathcal{M}(\zeta \rightarrow 0, y \rightarrow \infty) = \Theta(-y) |y|^\beta \equiv \mathcal{M}_b(y)$ which implies $\lim_{\substack{L \rightarrow \infty \\ t \text{ fixed}}} \left[(\xi/L)^{\beta/\nu} \mathcal{M}\left(z/L, (\text{sign } t)(L/\xi)^{1/\nu}\right) \right] = \Theta(-t)$. In the following $\mathcal{M}_b(y)$ will be also called as bulk order parameter. The above MFT expressions (Eqs. (10)-(14)) are in line with these general properties by noting that within MFT one has $\tau = (\xi_0^+)^{-2} t$.

Finite-size scaling theory [19, 20, 27, 28] and renormalization group theory [29] for the film geometry predict that the critical Casimir force takes on the following scaling form:

$$f_C(\tau, c_{0,1}, h_{0,1}, c_{0,2}, h_{0,2}; L) = (d-1) L^{-d} \vartheta(y, c_1, h_1, c_2, h_2). \quad (20)$$

Within MFT the universal scaling function ϑ of the critical Casimir force can be determined only up to an undetermined prefactor $\sim 1/g$ (compare the note after Eq. (15)). An appropriate way to cope with this is to express ϑ in units of the critical Casimir amplitude $\Delta_{(+,+)}$ at $T_{c,b}$ for fixed point BCs $h_1 = h_2 = \infty$, which carries the same undetermined prefactor. Accordingly, all our MFT results expressed in units of $\Delta_{(+,+)}(d=4) = -(6/g) \frac{4}{3} K^4 < 0$, where $K \equiv K(1/2)$ is the complete elliptic integral of the first kind [30], are independent of this undetermined prefactor and are therefore accessible to comparisons with results ob-

tained by other theoretical techniques or experimentally. (Note that within MFT, i.e., $d = 4$, g is dimensionless.)

B. Surface universality classes

Near a surface the system properties differ from their bulk values. For example, the tendency to order is reduced due to missing neighbors and the coupling between the ordering degrees of freedom at the surface can differ from its bulk value. In Eq. (1) these surface effects are captured and characterized by the surface enhancements $c_{0,i}$, which preserve the $O(N)$ symmetry. In addition, the surface can favor one bulk phase over the other. In Eq. (1) this explicit breaking of the symmetry is described by the surface fields $h_{0,i}$. For detailed discussions of surface criticality see Refs. [19, 20, 31] and Ref. [32]. In the latter, microscopic expressions for h_0 and c_0 are derived by using density functional theory.

A semi-infinite system the surface of which has a reduced tendency to order belongs to the so-called ordinary surface UC (in the following labeled by $\mathbf{u} = ord$). The corresponding fixed point values of the surface parameters are $c_0^{ord} = \infty$ and $h_0^{ord} = 0$. Because c_0 is a so-called dangerous irrelevant variable, it may not simply be set to its fixed point value [20], but rather the following linear scaling field has to be considered:

$$\mathbf{h}_0^{ord} = h_0/c_0^a, \quad (21)$$

with the scaling exponent

$$a = \left. \frac{\Delta_1^{sp} - \Delta_1^{ord}}{\phi} \right|_{MFT} = 1. \quad (22)$$

Thus the dependences on the scaling variables in Eq. (20) reduce to the dependence on a single scaling variable per surface, which, within MFT, is $\mathbf{h}_i^{ord} = h_i/c_i \sim (h_{0,i}/c_{0,i}) L^{\Delta_1^{ord}/\nu}$ where $\Delta_1^{ord} = 1/2$ within MFT.

Systems with surfaces, which do not break explicitly the $O(N)$ symmetry of the order parameter but locally enhance the ordering, belong to the so-called extraordinary surface UC characterized by the fixed point values $c_0^{ex} = -\infty$ and $h_0^{ex} = 0$. Such surfaces order at a surface transition temperature $T_{c,s} > T_{c,b}$. In the parameter space spanned by $(T, c_0, h_0 = 0)$ the transition lines of the ordinary transition, the extraordinary transition, and the surface transition meet at the multicritical point $(T_{c,b}, c_0^*)$ of the so-called special transition (in the

following labeled by $\mathbf{u} = sp$). Within MFT the value of the surface enhancement at the special transition is $c_0^* = 0$. Near the special transition both h_0 and c_0 are relevant.

Surfaces which prefer one of the bulk phases over the other break the symmetry of the order parameter explicitly. Semi-infinite systems with such surfaces belong to the so-called normal UC (in the following labeled by $\mathbf{u} = \pm$, depending on the sign of the surface field) characterized by the fixed point $h_0^{norm} = \infty$. For both normal and extraordinary UCs the surface is ordered even above $T_{c,b}$. Explicit calculations for the Ising model [33] and renormalization group analyses [31] reveal the equivalence of the normal and the extraordinary transitions.

For films the character of both surfaces matter. Therefore the UCs for the systems in the film geometry can be labeled by the two UCs of the corresponding surfaces in the semi-infinite geometry. This interpretation is meant implicitly when in the following the crossover behavior in the film geometry is named after the crossover between surface UCs in the corresponding semi-infinite systems.

At the fixed points and within MFT the scaling functions $\vartheta_{\mathbf{u}_1, \mathbf{u}_2}$, $\mathbf{u}_i \in \{\pm, sp, ord\}$, are known analytically [30, 34]. In order to obtain the scaling functions for the surface parameters $c_{0,i}$ and $h_{0,i}$ being off their fixed point values, we have minimized the Hamiltonian in Eq. (1) numerically.

III. RESULTS

A. Crossover from the special to the normal transition

In this subsection we study the behavior of the scaling functions for various applied surface fields $h_{0,1}$ and $h_{0,2}$, including $h_{0,1} \neq h_{0,2}$, at vanishing surface enhancement parameters $c_{0,1} = c_{0,2} = 0$.

1. Rescaling

For a wide range of finite values of the surface fields h_i , the variation of the scaling function $\vartheta(y)$ of the critical Casimir force as a function of the scaled temperature y (see Eq. (12)) is very similar to the one corresponding to the fixed point solutions $\vartheta_{(+,+)}(y)$ or

$\vartheta_{(+,-)}(y)$, depending on the sign of $h_1 h_2$ (see Fig. 1). As described below this similarity can be specified quantitatively by a suitable rescaling of the scaling functions.

This rescaling idea is borne out by our observation that the OP profile $\Phi(z; \tau, h_{0,1}, h_{0,2}, L)$ of the film of width L exposed to *finite* surface fields $h_{0,i}$, $i = 1, 2$, can be expressed in terms of the OP profile $\Phi(z; \tau, h_{0,1} = \infty, h_{0,2} = \pm\infty, L^*) \equiv \Phi_{(+,\pm)}(z; \tau, L^*)$ of a film of width $L^* > L$ with *infinite* surface fields, in such a way that the former profile is a portion of the latter one. (We recall that for films with infinite surface fields the OP diverges at the surfaces.) Since for both scaling functions of the OP profile the spatial scaling variable has the range $-0.5 \leq \zeta \leq 0.5$, the scaling function corresponding to the film with finite surface fields has to be shifted and "stretched" in order to fit into the corresponding interval. The corresponding scaling variable and the amplitude of the scaling function may be different from those of $\mathcal{M}_{(+,\pm)}(\zeta; y)$. Therefore we make the ansatz

$$\mathcal{M}(\zeta; y, h_1, h_2) = f \mathcal{M}_{(+,\pm)}(r(\zeta - \zeta_0); y^*). \quad (23)$$

Comparing the ELE for both scaling functions, i.e., the scaled form of Eq. (4), $\mathcal{M}'' = y\mathcal{M} + \mathcal{M}^3$ and $\mathcal{M}''_{(+,\pm)} = y^*\mathcal{M}_{(+,\pm)} + \mathcal{M}_{(+,\pm)}^3$, where $\mathcal{M}' = \partial\mathcal{M}/\partial\zeta$, we find [35]

$$f = r, \quad y^* = r^{-2}y. \quad (24)$$

The rescaling function $r = r(y, h_1, h_2)$ and the shift $\zeta_0 = \zeta_0(y, h_1, h_2)$ are obtained from the scaled form of the BCs in Eqs. (5) and (6), $-h_1 = \mathcal{M}'(-0.5; y, h_1, h_2)$ and $h_2 = \mathcal{M}'(0.5; y, h_1, h_2)$, respectively:

$$r^2 \mathcal{M}'_{(+,\pm)}(r(-0.5 - \zeta_0); r^{-2}y) = -h_1 \quad (25)$$

$$r^2 \mathcal{M}'_{(+,\pm)}(r(0.5 - \zeta_0); r^{-2}y) = h_2. \quad (26)$$

We note that $\zeta_0 \neq 0$ only if $|h_1| \neq |h_2|$. With this the corresponding mapping for the scaling function of the critical Casimir force can be read off from the expression for f_C in terms of the stress-tensor, i.e., from Eqs. (7) and (8) by using Eqs. (11), (16), and (20) (note that Eqs. (7) and (8) are valid only within MFT and thus require $d = 4$ so that g is dimensionless):

$$\vartheta(y; h_1, h_2) = (d-1)^{-1} \frac{6}{g} \left(\frac{1}{2} (\mathcal{M}')^2 - \frac{y}{2} (\mathcal{M}^2 - \mathcal{M}_b^2) - \frac{1}{4} (\mathcal{M}^4 - \mathcal{M}_b^4) \right), \quad (27)$$

from which we find

$$\vartheta(y; h_1, h_2) = r^4 \vartheta_{(+,\pm)}(r^{-2}y). \quad (28)$$

The ranges of values of the surface fields h_i , for which the proposed mapping can be applied, is limited by the necessity to fulfill Eqs. (25) and (26). For the $(+, +)$ BC $\mathcal{M}'_{(+,+)}(\zeta; y)$ varies from $-\infty$ to 0 for $-0.5 \leq \zeta \leq 0$ and from 0 to ∞ for $0 \leq \zeta \leq 0.5$. Thus, for any $h_1 > 0$ and $h_2 \geq 0$ Eqs. (25) and (26) have a solution for r and ζ_0 . We have checked the proposed mappings (Eqs. (23) and (28)) by comparing them with the results of the numerical minimization of the Hamiltonian in Eq. (1) and we found excellent agreement. Examples for the mapping of ϑ are shown in Fig. 2.

In the case of opposing surface fields, $-h_1 \leq h_2 < 0$ (here $|h_1| \geq |h_2|$, otherwise 1 and 2 have to be interchanged), the mapping is restricted by the upper bound for the slope $\mathcal{M}'_{(+,-)}(\zeta; y) < 0$. For fixed (but arbitrary) $h_1 > 0$, only films with $-h_1 \leq h_2 \leq h_{2,min} < 0$ [36] can be mapped onto films with $(+, -)$ fixed point BC, where $h_{2,min}$ depends on both h_1 and y . For $y \geq 0$, $h_{2,min}(h_1, y)$ is obtained by evaluating $\mathcal{M}'_{(+,-)}$ in Eq. (26) at the position where $|\mathcal{M}'_{(+,-)}|$ is minimal, i.e., at $\zeta_0 = 0.5$ and we find

$$h_{2,min}(h_1, y) = r_{min}^2 \mathcal{M}'_{(+,-)}(0; r_{min}^{-2} y) \quad (29)$$

with r_{min} given implicitly by Eq. (25):

$$r_{min}^2 \mathcal{M}'_{(+,-)}(-r_{min}; r_{min}^{-2} y) = -h_1. \quad (30)$$

Since $\mathcal{M}'_{(+,-)}(\zeta)$ is defined for $-0.5 \leq \zeta \leq 0.5$, Eq. (30) together with Eq. (29) yield the condition $0 < r_{min} \leq 0.5$; r_{min} attains its limiting value 0.5 for $h_1 = \infty$ independent of $y \geq 0$. $|h_{2,min}|$ is largest for $y = 0$ and decreases upon increasing y . For $y < 0$ the determination of $h_{2,min}$ is more involved, because $\mathcal{M}'_{(+,-)}$ is no longer monotonic for $-0.5 \leq \zeta \leq 0$. For fixed h_1 , the maximum of $\vartheta(y; h_1 > 0, h_2 \leq h_{2,min}(h_1, y = 0))$ as a function of y moves towards $y = 0$ upon decreasing h_2 and we observe that for $h_2 = h_{2,min}(h_1, y = 0)$ the maximum occurs at $T_{c,b}$.

It turns out, that for sufficiently strong surface fields the rescaling functions $r(y, h_1, h_2)$ and $\zeta_0(y, h_1, h_2)$ are well approximated by resorting to the short distance behavior of \mathcal{M} and they become rescaling parameters which are independent of y . One obtains (see Appendix A)

$$r_{sd} = [1 + l(h_1) + l(h_2)]^{-1} \quad (31)$$

and

$$\zeta_0^{sd} = (l(h_2) - l(h_1)) / 2, \quad (32)$$

where $l(h_i) = 2^{1/4} |h_i|^{-1/2}$. The comparison with our numerical data shows, that for systems with $h_1, h_2 \gtrsim 10$ this approximation works very well for the whole range of y : for these films the difference between using $r(y; h_1, h_2)$ and $r_{sd}(h_1, h_2)$ for the mapping is not visible on the scale of Fig. 2. On the other hand, for values $h_1, -h_2 \gtrsim 10$ this approximation is only valid for $y > y_{max}$, where y_{max} is the position of the maximum of ϑ . As expected, our numerical data show, that at $T_{c,b}$ for those values of the surfaces fields for which the short-distance approximation holds, the OP profile of the film near the surfaces can be well approximated by the corresponding OP profiles of the semi-infinite system. For weaker surface fields the profiles differ significantly - even at the surfaces.

The deviation of the scaling function $\vartheta(y; h_1, h_2)$ of the critical Casimir force from the fixed point scaling function $\vartheta_{(+,\pm)}(y)$ in leading order of h_1 and h_2 is obtained from the mapping given by Eq. (28) and from r_{sd} in Eq. (31):

$$\begin{aligned} \vartheta(y; h_1, h_2) - \vartheta_{(+,\pm)}(y) \simeq \\ - 2^{9/4} \left(|h_1|^{-1/2} + |h_2|^{-1/2} \right) \left\{ \vartheta_{(+,\pm)}(y) - \frac{y}{2} \vartheta'_{(+,\pm)}(y) \right\}, \quad |h_1|, |h_2| \rightarrow \infty. \end{aligned} \quad (33)$$

Our numerical data for the scaling functions are in agreement with Eq. (33) for $|h_1|, |h_2| \gtrsim 1000$. This algebraic behavior explains the slow convergence of the scaling function ϑ towards the fixed point scaling function $\vartheta_{(+,\pm)}$ as apparent from Fig. 1. We note that, since the term in curly brackets in Eq. (33) is comparable with $\vartheta_{(+,\pm)}$ itself, the relative deviation for, e.g., $h_1 = 1000$ and $h_2 = \infty$ is still about 15%. Our data for the critical Casimir amplitude $\Delta_+(h_1) \equiv \Delta(h_1, h_2 = h_1) \equiv \vartheta(y = 0; h_1, h_2 = h_1)$ shown in Fig. 3(a) display an algebraic behavior which is in accordance with Eq. (33).

2. Weak surface fields

For weak surface fields $h_{0,1} = h_{0,2}$, i.e., if the length scale $l_{sp} = \left(\sqrt{g/6} h_{0,1} \right)^{-\nu/\Delta_1^{sp}}$ [37] associated with the surface field in the semi-infinite geometry dominates over L , both surfaces approach the special transition (we recall that here we consider the case $c_1 = c_2 = 0$) and the order parameter profiles do not vary substantially across the film (data not shown). In this case the square gradient term in \mathcal{H} (Eq. (1)) can be neglected and the order parameter can be approximated to be constant so that the unscaled free energy (per $k_b T$ and A) is

$$\mathfrak{f}(h_{0,1} = h_{0,2} \rightarrow 0) = L \left(\frac{\tau}{2} \Phi_{h_{0,1}}^2 + \frac{g}{4!} \Phi_{h_{0,1}}^4 \right) - 2 h_{0,1} \Phi_{h_{0,1}}. \quad (34)$$

Comparison with Eq. (1) shows, that the surface fields $h_{0,1} = h_{0,2} \rightarrow 0$ act like an effective bulk field $h_{b,0} = 2h_{0,1}/L$. This is in line with the analysis by Nakanishi and Fisher [38] of the shift of the critical point and of the phase boundary in films, which shows that for $h_{0,1} = h_{0,2} > 0$ the phase boundary is shifted towards negative values of the bulk ordering field $h_{0,b}$. Minimization of the free energy in Eq. (34) with respect to $\Phi_{h_{0,1}}$ yields at $\tau = 0$ the critical value of the order parameter:

$$\Phi_{h_{0,1}}^c = \left(\frac{12}{Lg} h_{0,1} \right)^{1/3}. \quad (35)$$

The dependence on $h_{0,1}$, i.e., the exponent $1/\delta = 1/3$, is the same as the one with which at $T_{c,b}$ the bulk order parameter responds to a weak bulk field; Eq. (35) agrees with our numerical data (not shown). Accordingly, the free energy (per $k_b T$ and A) at criticality is

$$f_{cr}(h_{0,1} = h_{0,2} \rightarrow 0) = -\frac{3}{2} \left(\frac{12h_{0,1}^4}{Lg} \right)^{1/3}. \quad (36)$$

Therefore the critical Casimir amplitude $\Delta_+(h_1)$ depends on the surface fields as

$$\Delta_+(h_1) \sim -h_1^{4/3}, \quad l_{sp} > L. \quad (37)$$

This checks with our numerical data shown in Fig. 3(b). Note that in the regime $L < l_{sp}$ the film thickness has not yet reached asymptotically large values. As a consequence $f_C \sim L^{-4/3}$ which is a much slower decay than $\sim L^{-d}$ in the asymptotic regime $L \gg l_{sp}$ (Eq. (20)).

The change from a purely repulsive scaling function of the critical Casimir force with a maximum below $T_{c,b}$ (which are the characteristics of the $(+, -)$ BCs) to a purely attractive scaling function of the critical Casimir force with a minimum above $T_{c,b}$ (which are the characteristics of the $(+, +)$ BCs) occurs at fixed $h_1 > 0$ for $h_2 \rightarrow 0^-$, i.e., in the regime where the rescaling scheme is not applicable. We note that in this crossover regime the overall magnitude of ϑ is much smaller than the one for the $(+, -)$ and $(+, +)$ BCs (for all curves shown in Fig. 1 the rescaling scheme does apply). As an exemplary case, we show in Fig. 4 $\vartheta(y)$ for $h_1 = 168$ and various values of h_2 . For $h_2 = -4.2 \simeq h_{2,min}(y=0)$, so that $h_2/h_1 = -0.025$, the maximum of ϑ is located at $y \simeq 0$. Upon a further decrease of $|h_2|$ a minimum develops at some positive value y_{min} and ϑ exhibits two broad maxima of comparable height, one above and one below $T_{c,b}$. We have found, that the value of the scaling function at the maxima as a function of h_2 varies as $\vartheta(y_{max}) \sim (h_2)^2$ for $h_2 \rightarrow 0$. For a further decrease of $|h_2|$ the minimum becomes negative. For all $h_2 < 0$ the scaling function

of the critical Casimir force is positive for sufficiently large values $|y|$. The case of $h_2 = 0$ can be expressed in terms of the $(+, +)$ BCs (see Eq. (28) and Ref. [39]). In Appendix B we present two different approaches to describe analytically the variation of $\vartheta(y; h_1, h_2)$ in the crossover regime. These approaches deal with films for which the rescaling scheme is not applicable and within suitable ranges of surface fields they capture well the numerical data for the crossover behavior shown in Fig. 4.

B. Crossover from the ordinary to the normal transition

A surface with a nonzero surface enhancement $c_{0,1} > 0$ and with $h_{0,1} \neq 0$ falls into the crossover regime between the ordinary and the normal transition. From the boundary condition in Eq. (5) it follows that within MFT for a surface field $h_{0,1} = c_{0,1}\Phi_b$ the semi-infinite profile is spatially constant: $\Phi(z) = \Phi_b$. Here we consider only the case $h_{0,b} = 0^\pm$ (see Eq. (1)) for which \pm coincides with the sign of $h_{0,1}$ (i.e., the phase preferred by the surface is the same as the one prevailing in the bulk) in order to avoid complications induced by wetting transitions which occur if the surface preference is opposite. Thus for stronger (weaker) surface fields the value of the order parameter at the surface is larger (smaller) than in the bulk. For $\tau > 0$, $\Phi_b = 0$ and the surface is ordered for any $h_{0,1} > 0$, resembling the normal transition. On the other hand, from Eq. (9) it follows that for temperatures sufficiently below $T_{c,b}$, i.e.,

$$\tau < \tau_{w,1} = - (g/6) (h_{0,1}/c_{0,1})^2, \quad (38)$$

where $\tau_{w,1}$ is given implicitly by $\Phi_b(\tau_w) = h_{0,1}/c_{0,1}$ (which happens to be the wetting transition temperature at wall 1 for $h_{0,b} = 0^\mp$ [40]), due to the suppressive influence of $c_{0,1}$ the order at the surface is lower than in the bulk and increases with increasing distance from the surface, resembling the order parameter behavior corresponding to the ordinary transition. Therefore, for films exposed to nonzero and finite surface parameters we can identify the following regimes resembling different surface UCs: (1) far above $T_{c,b}$ the $(+, \pm)$ UC (depending on the relative sign of the surface fields) and (2) far below $T_{c,b}$ (Eq. (38)) the (ord, ord) UC. For temperatures in between, a regime resembling the $(+, ord)$ UC can exist. The crossover between these different regimes gives rise to richly structured scaling functions of the critical Casimir force (see below).

Since the critical Casimir force is repulsive for films with $(+, -)$ and $(+, ord)$ BCs and attractive for films with $(+, +)$ and (ord, ord) BCs, in view of the above discussion the critical Casimir force is expected to change its sign up to two times. Let us first consider the case $h_{0,1}/c_{0,1} > h_{0,2}/c_{0,2} > 0$ so that $\tau_{w,1} < \tau_{w,2}$. Accordingly the change from an attractive to a repulsive force is expected to occur at a certain temperature $\tau_{c,2} = \tau_{w,2} + \delta\tau_{2,1}$ upon lowering the temperature (crossover from the regime resembling the $(+, +)$ UC to the one resembling the $(+, ord)$ UC), followed upon further lowering the temperature by a change from repulsion to attraction again at $\tau_{c,1} = \tau_{w,1} + \delta\tau_{1,2}$ (crossover from the regime of the $(+, ord)$ UC to the one of the (ord, ord) UC). If $h_{0,1}/c_{0,1} > -h_{0,2}/c_{0,2} > 0$ only one change from a repulsive to an attractive force is expected to occur at the temperature $\tau_{c,1} = \tau_{w,1} + \delta\tau_{1,2}$ (crossover from the regime resembling the $(+, ord)$ UC to the one resembling the (ord, ord) UC), because at $\tau_{c,2} = \tau_{w,2} + \delta\tau_{2,1}$ the film crosses over from the regime of the $(+, -)$ UC (due to $h_{0,1}h_{0,2} < 0$) to the one of $(+, ord)$ UC with both UCs rendering the critical Casimir force to be repulsive. $\delta\tau_{i,j}$ are the finite-size corrections depending on the properties of both surfaces. The changes of sign and the exact values of $\tau_{c,i}$ will be discussed in more detail in Subsec. III C.

In the following we restrict ourselves to a more qualitative description of the features in the crossover regime, although for particular regimes the rescaling and the perturbation theory, as introduced in Subsec. III A 1 and in Appendix B, respectively, should be applicable as well.

First we discuss the symmetric case $c_1 = c_2$ and $h_1 = h_2$. In Fig. 5 we show our numerical data for the scaling functions of the critical Casimir force $\vartheta_{symm}(y; 100, h_1) \equiv \vartheta(y; c_1 = c_2 = 100, h_1 = h_2)$. We note that ϑ_{symm} is negative for all values of y as in the case of the $(+, +)$ and (ord, ord) BCs. It exhibits a minimum above $T_{c,b}$, like the fixed point scaling function $\vartheta_{(+,+)}$ [30]. This minimum is very shallow for weak h_1 and, as expected, deepens for stronger surface fields h_1 . As discussed above, for a more negative scaling variable y the film crosses over to the asymptotic regime of the (ord, ord) BCs. This results in the appearance of an additional minimum below $T_{c,b}$, as it occurs for the scaling function $\vartheta_{(ord,ord)}$ [34]. This minimum deepens for decreasing h_1 . For finite and nonzero values of the surface parameters (c_1, h_1) the cusp-like minimum of $\vartheta_{(ord,ord)}$ (which is a MFT artefact [34, 41]) is smeared out (see Fig. 5). For $c_1 = 100$ the two minima are equally deep for $h_1 = 168$. Between the two minima ϑ_{symm} exhibits a maximum at the value $y = y_{w,1}$, corresponding to $\tau_{w,1}$ (Eq. (38)), with $\vartheta_{symm}(y_{w,1}) = 0$ for all $h_1 = h_2$ and $c_1 = c_2 > 0$. (For very weak

(very strong) h_1 the minimum above (below) $T_{c,b}$ is very shallow and finally disappears for $h_1 \rightarrow 0$ ($h_1 \rightarrow \infty$) and thus also the maximum in between becomes hardly detectable.)

For general values of the surface parameters, the crossover values $y_{c,1}$ and $y_{c,2}$, corresponding to $\tau_{c,1}$ and $\tau_{c,2}$, respectively, differ and, as discussed above, the film crosses through an additional regime corresponding to the $(+, ord)$ BCs. This is illustrated in Fig. 6 for the case $c_1 = c_2 = 100$, $h_1 = 168$, and different h_2 .

For large surface fields with opposing sign, $h_1 h_2 < 0$, the system is in the asymptotic regime of the $(+, -)$ BCs, i.e., the critical Casimir force is repulsive and exhibits a maximum below $T_{c,b}$ (see the curve for $h_2/h_1 = -4$ in Fig. 6). With decreasing $|h_2|$, according to Eq. (38) the asymptotic regime of the ordinary transition is reached at the second surface already for less negative values of y : the scaling function of the critical Casimir force becomes negative at negative values of y and exhibits a minimum there (see the curves for $h_2/h_1 \in \{-2, -0.9\}$ in Fig. 6). For the case of fixed $c_1 = c_2 = 100$ and $h_1 = 168$ the minimum is deepest for $h_2 \simeq -0.9h_1$.

For $h_2 = 0$ the scaling function of the critical Casimir force is positive for $y > y_{c,1} \simeq -3.6$ and exhibits a maximum $\vartheta(y_{max}) / |\Delta_{(+,+)}| \simeq 0.025$ at $y_{c,1} < y_{max} \simeq -1 < 0$, like for the $(+, ord)$ BCs (see Fig. 6). For $y < y_{c,1}$ the film is in the asymptotic regime of the (ord, ord) BCs and the scaling function of the critical Casimir force is negative with a minimum $\vartheta(y_{min} \simeq -14) / |\Delta_{(+,+)}| \simeq -0.114$.

For $h_1 h_2 > 0$ and for large positive and very negative values of y the film is in the asymptotic regime of the $(+, +)$ BC and the (ord, ord) BC, respectively, and thus ϑ is negative in these limits. However, for large values of h_2 , $|y_{c,2}|$ becomes very large such that the limit of negative ϑ is not seen anymore (see the curve for $h_2 = 10h_1$ in Fig. 6). In the intermediate regime between $y_{c,1}$ and $y_{c,2}$, corresponding to the $(+, ord)$ BCs, ϑ is positive with a maximum at negative y (see the curves for $h_2/h_1 \in \{2, 10\}$ in Fig. 6).

Close to the ordinary transition there is only one relevant, linear scaling field $\mathbf{h}_i^{ord} = h_i/c_i$ associated with a single surface (Eq. (21)). As expected, we see in our data that the scaling functions $\vartheta(y)$ for different values of c_i and h_i but fixed $\mathbf{h}_i^{ord} = h_i/c_i$ indeed exhibit similar behaviors. For small c_i and h_i , the details of the shape and the amplitude of ϑ still depend on their particular values, but with increasing values of these two surface parameters a convergence of the corresponding ϑ is seen.

In order to illustrate this point, in Fig. 7 we discuss the case in which c_2 is varied at fixed

$c_1 = 100$ and $h_1 = h_2 = 168$. For $c_2 > 0$ and large positive (negative) y the film corresponds to the $(+, +)$ BCs (the (ord, ord) BCs) and ϑ is negative with a minimum above (below) $T_{c,b}$ (for $c_2/c_1 \gtrsim 50$ partly not visible on the scale of the figure). In between there is an intermediate regime, corresponding to the $(+, ord)$ BCs where ϑ is positive with a maximum below $T_{c,b}$. With increasing c_2 , i.e., surface 2 approaching the ordinary transition, ϑ becomes positive already at larger values of y and finally the regime of negative ϑ for positive y becomes hardly visible (see the curve for $c_2 = 50c_1$). On the other hand, the minimum at negative y deepens with increasing c_2 . We point out, that this is the same qualitatively behavior as for fixed c_i and $h_2/h_1 \rightarrow 0^+$ (compare the discussion above and Fig. 6). For decreasing c_2 the minimum at positive y , corresponding to the $(+, +)$ BCs regime, deepens (compare the curves for $c_2/c_1 \in \{5, 1, 0.5, 0\}$ in Fig. 7). The regime corresponding to the (ord, ord) BCs with negative ϑ finally disappears for $c_2 \rightarrow 0$ (see Fig. 7). The same behavior is seen for increasing h_2 , since it leads to a stronger ordered surface as decreasing c_2 does (compare the curve for $h_2/h_1 = 10$ in Fig. 6 and the curve for $c_2/c_1 = 0$ in Fig. 7).

For a negative surface enhancement $c_2 < 0$ the trends of deepening of the minimum above $T_{c,b}$ and increasing of the maximum below $T_{c,b}$ continues (see the curve for $c_2/c_1 = -0.1$ in Fig. 7), because the extraordinary transition, which corresponds to $c_2 < 0$, and the normal transition are equivalent (see Subsec. IIB).

C. Change of sign of the critical Casimir force

In the crossover regime we observe the interesting feature that the scaling function ϑ of the critical Casimir force changes sign as function of the scaling variable $y = t(L/\xi_0^+)^{1/\nu}$. This implies that at fixed temperature the critical Casimir force changes from being attractive to being repulsive (or reverse) upon varying the distance between the two surfaces. Equivalently this change also occurs at a fixed distance upon varying the temperature. Thus temperature allows one to control both the strength and the sign of the critical Casimir force.

In order to understand and to interpret this change of sign we consider the functional form of the order parameter profile $\Phi_{semi}(z \geq -L/2; \tau, \mathfrak{S}_1)$ in the semi-infinite system with the surface located at $z = -L/2$ and with the surface parameters $\mathfrak{S}_1 = (c_{0,1}, h_{0,1})$; this is available in the literature, e.g., in Ref. [42]. Using the BC (for $z = L/2$) in Eq. (6), for certain values of the parameters $\mathfrak{S}_2 = (c_{0,2}, h_{0,2})$ of a second surface located at $z = L/2$ one

can find a temperature $\tau = \tau_c$ such that

$$h_{0,2} = c_{0,2} \Phi_{semi}(z = L/2; \tau_c, \mathfrak{S}_1) + \Phi'_{semi}(z = L/2; \tau_c, \mathfrak{S}_1). \quad (39)$$

Upon construction, at this temperature τ_c , $\Phi_{semi}(z; \tau_c, \mathfrak{S}_1)$ coincides with the profile in a film (of width L and with confining walls \mathfrak{S}_1 and \mathfrak{S}_2) for distances $-L/2 \leq z \leq L/2$. Equation (39) implicitly defines classes $\mathcal{C}(L, \tau_c; \mathfrak{S}_1)$ of walls \mathfrak{S}_2 which do not disturb the semi-infinite profile if they are inserted at the distance L and at the temperature τ_c . Since such OP profiles of finite and semi-infinite systems coincide, the critical Casimir force for a film of thickness L with surfaces \mathfrak{S}_1 and $\mathfrak{S}_2 \in \mathcal{C}(L, \tau_c; \mathfrak{S}_1)$ at this temperature τ_c is zero. Because in the semi-infinite geometry the order parameter varies algebraically for $|z + L/2| \ll \xi$ and decays exponentially towards its bulk value for $|z + L/2| \gg \xi$ (see, e.g., Ref. [31]), for sufficiently large L the value of the order parameter at the position of the second "nondisturbing" surface $\mathfrak{S}_2 \in \mathcal{C}(L, \tau_c; \mathfrak{S}_1)$ and for the temperature τ_c is close to its bulk value. Thus, in a first approximation, the change of sign occurs if at one of the surfaces the order parameter takes its bulk value, $\Phi_i = \Phi_b$. We recall, that a surface which enhances the order, i.e., at which $|\Phi_i| > |\Phi_b|$, corresponds to the normal transition (\pm) while a surface that suppresses the order, i.e., at which $|\Phi_i| < |\Phi_b|$, corresponds to the ordinary transition (*ord*) and that the critical Casimir force is attractive (repulsive) for $(+, +)$ and (ord, ord) BCs (for $(+, -)$ and $(+, ord)$ BCs).

Based on these features, within MFT the sign of the scaling function ϑ of the critical Casimir force can be inferred rather reliably from the values $\mathcal{M}_1 \equiv \mathcal{M}(\zeta = -0.5; y, c_1, h_1, c_2, h_2)$ and $\mathcal{M}_2 \equiv \mathcal{M}(\zeta = 0.5; y, c_1, h_1, c_2, h_2)$ of the scaled order parameter at the surface 1 and 2, respectively:

$$\begin{aligned} \vartheta(y; c_1, h_1, c_2, h_2) < 0 \text{ if } & \begin{cases} \mathcal{M}_b(y) < \mathcal{M}_1, \mathcal{M}_2 \text{ or} \\ \mathcal{M}_b(y) > \mathcal{M}_1, \mathcal{M}_2 \end{cases} \\ \vartheta(y; c_1, h_1, c_2, h_2) > 0 \text{ if } & \begin{cases} \mathcal{M}_2 < \mathcal{M}_b(y) < \mathcal{M}_1 \text{ or} \\ \mathcal{M}_2 > \mathcal{M}_b(y) > \mathcal{M}_1 \end{cases} . \end{aligned} \quad (40)$$

In Fig. 8 this is illustrated for two examples. The case $c_1 = c_2 = 0$, $h_1 = 2.5$, and $h_2 = -0.1h_1$ is representative for the crossover regime between the normal and the special transition, like the cases shown in Fig. 4; note, however, that there $h_1 = 168$ so that ϑ differs even if the ratio h_2/h_1 is the same. The scaling function $\vartheta(y; c_1 = c_2 = 0, h_1 = -10h_2 = 2.5)$

is positive for $|y| \gtrsim 5$ and decays to zero for $|y| \rightarrow \infty$ (see Fig. 8(a)). It exhibits maxima at $y_{max,1} \simeq -4$ and $y_{max,2} \simeq 9$ of approximately equal height $\vartheta(y_{max,i}) / |\Delta_{(+,+)}| \simeq 0.00066$. Between these two maxima ϑ decreases towards negative values and exhibits a minimum $\vartheta(y_{min} \simeq 1) / |\Delta_{(+,+)}| \simeq -0.0049$. As shown in the inset of Fig. 8(a), for $y \gtrsim 9$ the relation $\mathcal{M}_1 > 0 = \mathcal{M}_b(y > 0) > \mathcal{M}_2$ holds and the critical Casimir force is repulsive. For $y \simeq 8$, h_2 is too weak to overturn the positive order imposed by h_1 and \mathcal{M}_2 turns positive. For $y < 8$ the criterion proposed in Eq. (40) predicts an attractive critical Casimir force, whereas the actual change of sign occurs at $y \simeq 5$. This discrepancy occurs because the critical Casimir force is zero if $\Phi_2 = \Phi_{semi}(z = L/2, \tau, \mathfrak{S}_1)$ whereas in Eq. (40), which is proposed to hold for large L , we assume $\Phi_{semi}(z = L/2, \tau, \mathfrak{S}_1) \approx \Phi_b$. Below $T_{c,b}$, the bulk value of the order parameter is nonzero (and positive, see Eq. (16) and the horizontal dotted lines in the insets of Fig. 8). For decreasing, i.e., more negative values of y , the increase of the positive order at the second surface (c_2, h_2) is reduced by the opposing surface field $h_2 < 0$, whereas at the first surface (c_1, h_1) the positive order is enhanced. At approximately $y \simeq -3$ the bulk order \mathcal{M}_b and the surface order \mathcal{M}_2 become equal and for $y \lesssim -3$ the relation $0 < \mathcal{M}_2 < \mathcal{M}_b < \mathcal{M}_1$ for the order parameter holds. Hence, according to Eq. (40) a repulsive critical Casimir force is expected. As can be seen in Fig. 8(a) this is indeed the case, but the change of sign occurs at $y \simeq -1.5$. Again, this discrepancy occurs due to the asymptotic character of our simplified criterion in Eq. (40).

As a second example Fig. 8(b) shows the scaling function of the critical Casimir force for the case $c_1 = c_2 = 100$ and $h_1 = 10h_2 = 1680$ corresponding to the crossover between the normal and the ordinary transition. The scaling function of the critical Casimir force is positive for $y \lesssim -1.5$ and negative otherwise. In general, for strong surface parameters c and h considered here the values of the order parameter at the surfaces do not change significantly upon varying the scaling variable y (compare the inset of Fig. 8(b)). For $50 > y > -50$ the values of the order parameter at the surfaces are in the range $14.9 < \mathcal{M}_1 < 15.5$ and $1.5 < \mathcal{M}_2 < 2$. As in the first example shown in Fig. 8(a), the change of sign of the scaling function of the critical Casimir force occurs approximately at that (here single) value of y for which $\mathcal{M}_b(y)$ equals \mathcal{M}_2 (see Fig. 8(b)). Due to the strong surface field h_1 , \mathcal{M}_1 is larger than \mathcal{M}_b for the whole range of y within which the scaling function of the critical Casimir force has a detectable amplitude. Far away from criticality the correlations reduce to microscopic length scales and the critical Casimir force becomes vanishingly small. Thus

in the case discussed here no attractive critical Casimir force is observed for very negative values of y .

IV. COMPARISON BETWEEN $d = 2$, $d = 3$, AND $d = 4$

A. $d = 2$ and $d = 4$

Recently [23–25] the crossover behavior of the critical Casimir force has been studied for a two-dimensional Ising strip in the limit of $M \gg 1$, where M is the number of rows of the strip, i.e., its thickness. These authors considered the case of an unchanged coupling constant J_{\parallel} in the two surface rows of the strip,

$$J_{\parallel} = J(1 + \Delta_{\parallel}), \quad \Delta_{\parallel} = 0, \quad (41)$$

where J is the nearest-neighbor coupling constant in the bulk. Carrying out a systematic continuum limit one can relate the lattice parameters and the couplings in the continuum model. The surface enhancement c_0 is related to Δ_{\parallel} [19, 20, 42]:

$$c_0 = (1 - 2(d - 1)\Delta_{\parallel})/a, \quad (42)$$

where a is the spacing of the simple cubic lattice. For $\Delta_{\parallel} < (2(d - 1))^{-1}$ (within MFT) the continuum limit $a \rightarrow 0$ leads to $c_0 = \infty$ which corresponds to the ordinary transition. The scaling variables $x = \text{sign}(t)|t|^{\nu} M/\xi_0^+$ and $z \sim h_{0,1}^{\nu/\Delta_1} M$, with $\nu(d = 2) = 1$ and $\Delta_1^{ord}(d = 2) = \Delta_1(d = 2) = 1/2$, as introduced in Ref. [25] translate into the the scaling variables we use here according to $x = y^{\nu}$ and $z = (h_1^{ord})^{\nu/\Delta_1}$ (compare Eqs. (12) and (19) and the expression after Eq. (22)). Figure 9(a) in Ref. [25] corresponds to the symmetric case and thus corresponds to Fig. 5 here. The qualitative behavior is the same in both cases. The scaling function ϑ (called $\tilde{\mathcal{Y}}$ in Ref. [25]) is negative for the whole range of the scaling variable y . For weak surface fields, ϑ exhibits a minimum below $T_{c,b}$ which becomes more shallow upon increasing h_1 , while a minimum above $T_{c,b}$ develops concomitantly and the absolute value of its depth increases. In contrast to $d = 4$, where the amplitude of the maximum between the two minima vanishes ($\vartheta(y_{max}; d = 4) = 0$), in $d = 2$ the amplitude of the maximum is nonzero (see, e.g., the dash-dotted curve for $z = 0.5$ in Fig. 9(a) in Ref. [25]). Concerning the antisymmetric case in $d = 2$ (see Fig. 9(b) in Ref. [25]) and $d = 4$ (available data for $h_1 > 0$ and $h_2/h_1 = -1$ are not shown, but the qualitative behavior can

be inferred from the curves for $h_2/h_1 \in \{-0.9, -2\}$ in Fig. 6) ϑ has one maximum with $\vartheta_{max} > 0$ and one minimum with $\vartheta_{min} < 0$. In both cases, the minimum shifts towards more negative values of y for increasing h_1 . For $d = 2$ the position of the maximum is located at positive y for small h_1 , moves to smaller values of y with increasing h_1 , and for a particular value of h_1 it is located at $y = 0$. In contrast, for $d = 4$ and within the ranges of values of c_1 and h_1 for which the value of the maximum is larger than numerical errors, the maximum is always located at negative values of y . In Refs. [24, 25] the authors used also different scaling variables. We have compared the resulting scaling functions expressed in those variables, too, and have also found the same trends in $d = 2$ and $d = 4$.

In Ref. [24] and in its extended version [25] only the cases $h_2 = \pm h_1$ were considered. Results for the critical Casimir force in the two-dimensional Ising film subject to *arbitrary* surface fields and for $\Delta_{\parallel} = 0$ (Eq. (41)) are provided in Ref. [23]. All three studies for $d = 2$ show, that the critical Casimir force can change sign not only by changing the surface fields but also by varying the temperature. In the crossover regime the scaling function of the critical Casimir force exhibits more than one extremum and thus the behavior in $d = 2$ is in qualitative agreement with the present MFT results.

B. $d = 3$ and $d = 4$

Due to a dearth of analytical means, the natural choice for studying the critical Casimir force in $d = 3$ consists of Monte Carlo (MC) simulations for a three-dimensional Ising film on a simple cubic lattice with (100) surfaces [43]. Within this approach, the surface fields are mimicked by additional layers in which all spins are set equal to 1 or -1 and which couple to the actual surface layers of the film by a modified coupling constant $J_{\perp} = \alpha J$, with J as the nearest neighbor coupling constant in the bulk ($\alpha = J_{\perp}/J$ measures the modified coupling constant J_{\perp} in units of J , not to be confused with the critical exponent α). For details concerning the determination of the critical Casimir force via such MC simulations see Refs. [22, 43]. The universal critical Casimir amplitude for the $d = 3$ Ising film is $\Delta_{(+,+)}(d = 3) \simeq 0.38$ [44]. The universal critical exponent of the correlation length for the $d = 3$ Ising bulk UC is $\nu(d = 3) \simeq 0.63$ [45] and its non-universal amplitude for the simple cubic Ising model with nearest neighbor coupling is $\xi_0^+ \simeq 0.50$ [46]. First results for a three-dimensional Ising film exposed at one surface to a fixed, finite surface field h_1

corresponding to $\alpha_1 = 1$ and at the other one to a variable surface field h_2 corresponding to $0 \leq \alpha_2 \leq 1$ are shown in Fig. 9. These results show a similar behavior as the one discussed for $d = 4$ in Subsec. III B: For $h_2/h_1 = 1$, i.e., $\alpha_2 = 1$ the scaling function exhibits only one minimum which is located above $T_{c,b}$. With decreasing h_2/h_1 (i.e., smaller α_2) this minimum becomes shallower and below $T_{c,b}$ a maximum develops. For $h_2 = 0$ (i.e., $\alpha_2 = 0$) there is no minimum any more. For $d = 4$, the disappearance of the minimum above $T_{c,b}$ for $h_2 = 0$ can be followed in Fig. 6. In the same figure, for $h_2/h_1 \in \{10, 2, 1\}$, one can see that upon decreasing h_2/h_1 the minimum becomes shallower. For $d = 4$, the scaling functions ϑ with $0 \leq h_2/h_1 \leq 2$ shown in Fig. 6 exhibit a minimum also below $T_{c,b}$, which is not seen in the data for $d = 3$. In $d = 4$, below $T_{c,b}$ no minimum can be detected if the surface field h_1 is very strong (see the curves for $h_1 = h_2 \in \{500, 1000\}$ in Fig. 5). This suggests, that in $d = 3$ the surface field h_1 corresponding to $\alpha_1 = 1$ is so strong that surface 1 stays in the regime of the normal surface UC (compare the discussion in Subsec. III B) and thus prevents the occurrence of a minimum also below $T_{c,b}$. Accordingly, a minimum below $T_{c,b}$ together with one above $T_{c,b}$ is expected to occur for certain values $\alpha_1 < 1$ also in $d = 3$. In order to check this expectation, further MC simulation data for these cases are required.

Also for opposing surface fields the same trends appear in $d = 3$ and $d = 4$ as evidenced by comparing MC simulation data for a film exposed to surface fields corresponding to $\alpha_1 = 1 \geq -\alpha_2 \geq 0$ [22] with the present MFT results.

V. SUMMARY

We have analyzed the crossover behavior of critical Casimir forces for films of thickness L between different surface universality classes. Based on finite-size scaling theory and the numerical solution of the corresponding Landau-Ginzburg theory (Eq. (1)) we have obtained the following results:

1. In Fig. 1 the scaling function of the critical Casimir force $\vartheta(y)$ is shown as a function of the scaling variable $y = t(L/\xi_0^+)^{1/\nu}$ with $\xi\left(t = \frac{T-T_{c,b}}{T_{c,b}} \rightarrow \pm 0\right) = \xi_0^\pm |t|^{-\nu}$ as the bulk correlation length. In Fig. 1(a) $\vartheta(y)$ is presented for a film with one strongly adsorbing surface ($h_1 = \infty$) and the adsorption preference of the other one continuously changing from strongly adsorbing the same component of a binary liquid mixture ($h_2 = \infty$) to a 'neutral' surface ($h_2 = 0$) and to strongly adsorbing the other component

($h_2 = -\infty$). The change of the scaling function upon varying the strengths of the surface fields for the symmetric ($h_1 = h_2$) and the antisymmetric ($h_1 = -h_2$) cases is displayed in Fig. 1(b). A slow convergence towards the strong adsorbing limits ($+, \pm$) $\equiv (h_1 = \infty, h_2 = \pm\infty)$ is observed (see also point 3 below).

2. The properties of films exposed to finite surface fields h_1 and h_2 can be inferred from those of films with $(+, \pm)$ fixed point boundary conditions (BCs) by an effective rescaling (Eqs. (23) and (28)). This scheme is applicable for all films the surfaces of which prefer the same component ($h_1 h_2 > 0$). For films with surfaces with opposing preferences the scheme is limited to not too asymmetric cases, $h_1 \geq -h_2 \geq -h_{2,min} > 0$, where $h_{2,min}$ depends on h_1 and the scaling variable y . In Fig. 2 the successful corresponding rescaling of $\vartheta(y; h_1, h_2)$ is shown.
3. The proposed rescaling predicts the leading order correction $\sim h_1^{-1/2}$ for the critical Casimir force relative to the strong adsorption limit $h_1 = \infty$ corresponding to $(+, \pm)$ BCs (see Eq. (33)). The critical Casimir amplitudes vary accordingly as function of h_1 (Fig. 3(a)).
4. Symmetric and weakly adsorbing surfaces, $h_1 = h_2 \rightarrow 0$, act like an effective bulk field $h_b = 2h_1/L$ (see Eq. (34) and Ref. [47]). The critical Casimir amplitudes vary $\sim -h_1^{4/3}$ for weak surface fields (Eq. (37) and Fig. 3(b)).
5. The crossover from a purely positive to a purely negative scaling function of the critical Casimir force, corresponding to the strong adsorbing limits $(+, -)$ and $(+, +)$, respectively, occurs for the *strongly* asymmetric case in the sense that the two surfaces attract different components of the binary liquid mixture, but one does so much weaker than the other, $h_1 \gg -h_2 > 0$. Within this crossover regime ϑ exhibits two maxima, one above and one below $T_{c,b}$, and the minimum in between is located above $T_{c,b}$ (Fig. 4). The weaker the second surface field is, i.e., for $h_2 \rightarrow 0^-$, the weaker and broader the maxima are and they are shifted further away from $T_{c,b}$. The amplitude of the critical Casimir force in this crossover region is one order of magnitude smaller than the maximum value of the scaling function of the critical Casimir force for the $(+, +)$ BCs and $(+, -)$ BCs, respectively.

In Appendix B we have put forward two analytic expressions for the scaling function

of the critical Casimir force in the crossover regime in which the rescaling scheme (see point 2) is not applicable. One (Eq. (B10)) is based on a perturbation theory for the order parameter profile around the semi-infinite profile. It reproduces nicely the qualitative behavior of ϑ in the crossover regime and it is in good quantitative agreement for small h_2 . The other approach shows that the quadratic interpolation of ϑ as a function of h_2 for fixed y and h_1 , i.e., $\vartheta(h_2) = a + bh_2 + ch_2^2$, provides quantitatively reliable results for values $h_{2,min} < h_2 < 0$ for which $\vartheta(h_2)$ is not accessible by the rescaling scheme. The coefficients a , b , and c are obtained by using $\vartheta = \vartheta(h_2)$ evaluated at three different values (0 , $h_{2,s}$, and \tilde{h}_2) of h_2 such that $\vartheta(h_2 = 0) > \vartheta(h_2 = h_{2,s}) = 0 > \vartheta(h_2 = \tilde{h}_2)$ where $\tilde{h}_2 \leq h_{2,min}$. Figure 3(c) supports such an interpolation as it shows that the critical Casimir amplitude $\Delta(h_1, h_2)$ as function of h_2 is varying smoothly throughout the whole range of values h_2/h_1 . The performance of both approaches is shown in Fig. 4.

6. For surfaces at which on the one hand ordering is suppressed, e.g., due to missing neighboring liquid molecules at the surface, but where on the other hand there is an adsorption preference, the interplay of these two opposing influences leads to a richly structured $\vartheta(y)$ (see Figs. 6 and 7). This structure can be understood by assuming that for different values of y the system is characterized effectively by different UCs. This suggests that at different temperatures different properties of the surface exert the dominant influence on the binary liquid mixture. This is nicely seen for films confined by two identical walls which suppress the order ($c > 0$) and exhibit an adsorption preference ($h_1 > 0$). If these two influences are comparable, $\vartheta(y)$ exhibits two minima (see Fig. 5). The one above $T_{c,b}$ corresponds to the adsorption preferences and the one below $T_{c,b}$ corresponds to the reduction of the order, as suggested by the comparison with the two limiting cases of pure preference and order reduction, respectively. This can lead to a situation that the critical Casimir force is attractive above $T_{c,b}$ and turns repulsive upon lowering the temperature above $T_{c,b}$ (see the curve for $c_2/c_1 = 5$ in Fig. 7).
7. We have proposed, discussed, and checked a relation between the sign of the critical Casimir force and the values of the order parameter at the surfaces relative to its bulk value (see Eq. (40) and Fig. 8). For the asymmetric case ($h_1 h_2 < 0$) the sign of the

critical Casimir force changes above $T_{c,b}$ if surface 2 is not covered anymore by a layer which is enriched in the preferred component. In the case that both surfaces prefer the same component ($h_1 > h_2 > 0$) and the effect of missing neighbors is not negligible ($c_1, c_2 > 0$) the critical Casimir force changes its sign twice below $T_{c,b}$, approximately at the two wetting transition temperatures $\tau_{w,1}$ and $\tau_{w,2}$ (Eq. (38)) of the two surfaces. This means that the critical Casimir force becomes repulsive, if at one surface the attractive influence of the adsorption preference still dominates and at the second one ordering is suppressed relative to the bulk. It switches back to attractive, if at both surfaces ordering is suppressed. If one surface is only very weakly adsorbing, one change of sign is shifted to a temperature above $T_{c,b}$. In the asymmetric case ($h_1 h_2 < 0$) the sign changes approximately at the lower wetting temperature, i.e., if at both surfaces the ordering is suppressed (see the inset of Fig. 6). Within the present MFT a general, exact, and implicit equation for the temperature at which the change of sign occurs is given in Eq. (39). Accordingly, the change of sign occurs at that temperature, at which the semi-infinite profile confined by one surface is not disturbed by inserting the other surface. The critical Casimir force is attractive, if due to the second surface the ordering is enhanced relative to the semi-infinite profile, i.e., if the film enhances the attraction of the component preferred by the semi-infinite system.

8. Similar behaviors of the critical Casimir force as discussed for the spatial dimension $d = 4$ are found in exact results for $d = 2$ [23–25] and in Monte Carlo simulation data for $d = 3$ [22] (for $d = 3$ see Fig. 9). In all three dimensions, for suitably chosen surface properties, the scaling function ϑ of the critical Casimir force changes sign as a function of y . ϑ exhibits more than one extrema in the crossover regime and the trends of the position of these extrema are the same in all three spatial dimensions. This tells that it should be possible to prepare systems in which the sign of the critical Casimir force changes forth and back either by changing the temperature or by changing the film thickness. It is reasonable to expect that this feature translates to systems consisting of colloids the surfaces of which are suitably prepared and which are immersed in critical solvents. Therefore the critical Casimir forces provide, at least in principle, a mechanism to prepare stable colloidal suspensions. In Ref. [18] it has also been

proposed to stabilize colloidal clusters, however by making use of the omnipresent quantum Casimir forces. The results we presented here suggest that the use of critical Casimir forces provides the potential to control via minute temperature changes the distance at which the colloids are in a stable configuration.

Acknowledgment

We thank O. Vasilyev for providing us with not yet published MC simulation data for three-dimensional Ising films.

Appendix A: Short distance approximation for the rescaling functions

Close to the confining walls the variation of the scaling functions $\mathcal{M}_{(+,\pm)}(\zeta)$ of the order parameter profile in a film with fixed point $(+,\pm)$ BCs can be well approximated by the corresponding scaling function for a single wall in the semi-infinite geometry [37], i.e., $|\mathcal{M}_{(+,\pm)}(\zeta \rightarrow \zeta_w)| = \sqrt{2}/(\pm(\zeta - \zeta_w))$, where $\zeta_w \in \{\pm 0.5\}$ denotes the position of the surface, $\pm(\zeta - \zeta_w)$ corresponds to $\zeta \gtrsim \zeta_w = -0.5$ or $\zeta \lesssim \zeta_w = 0.5$, and the sign of \mathcal{M} equals the one of the corresponding (infinite) surface field. If a surface field h_i , $i \in \{1, 2\}$, is strong enough this relation can be used for that surface i in Eqs. (25) and (26) which determine the rescaling functions r and ζ_0 . If both surface fields are strong, one obtains

$$r_{sd}^2 \frac{\sqrt{2}}{(r_{sd}(-0.5 - \zeta_0^{sd}) + 0.5)^2} = |h_1| \quad (\text{A1})$$

$$r_{sd}^2 \frac{\sqrt{2}}{(-r_{sd}(0.5 - \zeta_0^{sd}) + 0.5)^2} = |h_2|. \quad (\text{A2})$$

Equations (A1) and (A2) can be written as $2^{1/4}/|h_i|^{1/2} = -0.5 \mp \zeta_0^{sd} + 0.5/r_{sd}$, with $\mp \rightarrow -$ for $i = 1$ and $\mp \rightarrow +$ for $i = 2$, from which one obtains Eqs. (31) and (32). Within this approximation the contributions of the two surfaces to the rescaling parameters are independent of each other. Moreover, within this approximation Eqs. (31) and (32) offer a transparent interpretation of these functions: ζ_0 is a measure of the asymmetry of the surface fields the film is exposed to, and r provides a measure of the deviation from the fixpoint BCs $(+,\pm)$.

Appendix B: Analytic expressions for $\vartheta(y)$ in the crossover regime

We propose two analytic expressions for the scaling function of the critical Casimir force in the crossover regime, i.e., in which the rescaling scheme is not applicable. One is based on a perturbation theory of the order parameter profile around the semi-infinite profile. The other approach is the quadratic interpolation of ϑ as a function of h_2 for fixed y and h_1 .

1. Perturbation theory for the critical Casimir force

In the crossover regime the scaling function ϑ of the critical Casimir force exhibits a rich structure with the emergence of three extrema and up to two changes of sign. In order to capture these features qualitatively and quantitatively by an *analytic* expression, we approximate the actual order parameter profile Φ by a term Φ_0 which satisfies the ELE (Eq. (4)), but in general *not* the BCs in Eqs. (5) and (6), and a perturbation part $\delta\Phi$:

$$\Phi(z) = \Phi_0(z) + \delta\Phi(z). \quad (\text{B1})$$

Inserting the ansatz of Eq. (B1) into Eq. (4) provides the differential equation determining the deviation $\delta\Phi = \Phi - \Phi_0$, i.e.,

$$\delta\Phi'' = \left(\tau + \frac{g}{2}\Phi_0^2 \right) \delta\Phi + \mathcal{O}(\delta\Phi^2), \quad (\text{B2})$$

where $\delta\Phi' = \partial\delta\Phi/\partial z$ and $\mathcal{O}(\delta\Phi^2)$ stands for terms quadratic and cubic in $\delta\Phi$. The BCs are (compare Eqs. (5) and (6), for simplicity we consider here and throughout this appendix only the crossover from the special to the normal transition, i.e., $c_i = 0$)

$$\left. \frac{\partial\delta\Phi}{\partial z} \right|_{z=-L/2} = -h_{0,1} - \Phi_0'(-L/2) \equiv -\Delta h_{0,1} \quad (\text{B3})$$

and

$$\left. \frac{\partial\delta\Phi}{\partial z} \right|_{z=L/2} = h_{0,2} - \Phi_0'(L/2) \equiv \Delta h_{0,2}. \quad (\text{B4})$$

(If Φ_0 happens to be the full solution, $\delta\Phi = 0$ and thus $\Delta h_{0,i} = 0$.) The critical Casimir force is then obtained from the ansatz $\Phi_0 + \delta\Phi$ (with $\delta\Phi(\tau, h_{0,i}, [\Phi_0])$ determined by Eqs. (B2)-(B4)) via the stress tensor (Eqs. (7) and (8)):

$$\begin{aligned} f_C &= f_C(\tau, [\Phi_0]) = \mathcal{T}_{zz}[\Phi_0 + \delta\Phi] - \mathcal{T}_{zz}[\Phi_b] \\ &= \mathcal{T}_{zz}[\Phi_0] + \Phi_0' \delta\Phi' - \left(\tau \Phi_0 + \frac{g}{6} \Phi_0^3 \right) \delta\Phi - \mathcal{T}_{zz}[\Phi_b] + \mathcal{O}(\delta\Phi^2), \end{aligned} \quad (\text{B5})$$

i.e., f_C is a function of τ and a functional of Φ_0 . Here and in the following we do not indicate explicitly the dependence on the surface fields $h_{0,i}$. Concerning the critical Casimir force *off* the critical temperature, in the following we shall neglect the explicit dependence of f_C on τ and assume that it enters only via the profile Φ_0 , i.e., $f_C(\tau \neq 0, [\Phi_0(\tau)]) \approx f_C(\tau = 0, [\Phi_0(\tau)])$.

At the temperature τ_c , at which the critical Casimir force is zero and changes sign, the actual profile Φ in the film ($-L/2 \leq z \leq L/2$) coincides, in the case $h_{0,1} > |h_{0,2}|$ assumed here and in the following, with the corresponding semi-infinite profile $\Phi_s^*(z \geq -L/2, \tau_c)$ because at this temperature there is no finite-size contribution to the free energy (see Subsec. III C). We are interested in the change of sign and in the crossover regime around τ_c where the critical Casimir force is small. For this case and by invoking the above approximation scheme it is reasonable to dispose of the not yet specified Φ_0 such that $\Phi_0(\tau) = \Phi_s(\tau)$, where for the time being $\Phi_s(\tau) \equiv \Phi_s(z, \tau; z_0)$ is any (analytically known [42]) semi-infinite solution of the ELE; $z_0 = z_0(h_{0,1}, z_w)$ is a lengthscale which encodes the dependences on the surface field $h_{0,1}$ and the position z_w of the confining wall. The specification of this z_0 will be discussed below.

In order to proceed we now determine $\delta\Phi$ explicitly by assuming that it is sufficiently small and, accordingly, we neglect in the following terms $\mathcal{O}(\delta\Phi^2)$. For reasons of simplicity we restrict ourselves to solving the linearized ELE (Eq. (B2)) at bulk criticality. According to the above approximation scheme one has $\Phi_0(z; \tau = 0) = \Phi_s(z, \tau = 0; z_0) = \sqrt{12/g}(z + z_0)^{-1}$, so that the linearized Eq. (B2) turns into $\delta\Phi''(z) = 6(z + z_0)^{-2}\delta\Phi$ with the solution

$$\delta\Phi(z; \tau = 0) = B_1(z + z_0)^3 + B_2(z + z_0)^{-2}. \quad (\text{B6})$$

The coefficients B_1 and B_2 are determined by the BCs in Eqs. (B3) and (B4):

$$B_1 = \frac{1}{3}(z_+^{-3}\Delta h_{0,1} + z_-^{-3}\Delta h_{0,2})B \quad (\text{B7})$$

and

$$B_2 = \frac{1}{2}(z_+^2\Delta h_{0,1} + z_-^2\Delta h_{0,2})B, \quad (\text{B8})$$

with $B = z_+^3 z_-^3 (z_+^5 - z_-^5)^{-1}$ and $z_{\pm} = z_0 \pm L/2$.

The value of the stress tensor for $\Phi_0 = \Phi_s$ equals its bulk value, i.e., $\mathcal{T}_{zz}[\Phi_s] - \mathcal{T}_{zz}[\Phi_b] = 0$, and within the linearized theory (i.e., neglecting terms $\mathcal{O}(\delta\Phi^2)$) the critical Casimir force

at $\tau = 0$ is approximated by (see Eq. (B5))

$$f_C(\tau = 0, [\Phi_s]) = -5\sqrt{12/g}B_1. \quad (\text{B9})$$

Straightforward calculations show that f_C does not depend on B_2 .

We now resume the remaining task to specify the value of the parameter z_0 . We have chosen the straightforward and simplest condition $\Delta h_{0,1} = 0$, i.e., we consider for $\Phi_0 = \Phi_s$ the semi-infinite profile corresponding to surface 1. The condition $\Delta h_{0,2} = 0$ is not considered, because we have observed that the former choice yields better results and it ensures that Φ_s is non-singular throughout the film for all finite values of h_i , $i = 1, 2$. Within the crossover regime the profiles $\Phi_s + \delta\Phi$ obtained in such a way compare well with the ones obtained by the full, numerical minimization of \mathcal{H} , while the critical Casimir amplitude Δ as function of h_2 can be approximated in this way only for values $h_2 \approx h_{2,s}$ (where $\Delta = 0$ for $h_2 = h_{2,s}$). (The full MFT profile Φ minimizes the Hamiltonian \mathcal{H} . Therefore a more sophisticated way to determine z_0 would be to treat it as a variational parameter and taking that value $z_0 = z_{0,m}$ which minimizes $\mathcal{H}(\Phi_s(z; z_0) + \delta\Phi(z; z_0))$.)

In order to extend Eq. (B9) to values $\tau \neq 0$, we apply the approximation stated below Eq. (B5), i.e., we take into account only that dependence on τ which enters via the profile Φ_0 . To this end we express the right hand side of Eq. (B9) in terms of the profile $\Phi_s(z; \tau = 0)$. This can be done by using the relations $\Phi_{s,(1,2)}(\tau = 0) = \sqrt{12/g}z_{\mp}^{-1}$ and $\Phi'_{s,(1,2)}(\tau = 0) = -\sqrt{12/g}z_{\mp}^{-2}$, where $\Phi_{s,i} = \Phi_s(z = z_0 \mp L/2; \tau = 0)$ is the value of the profile $\Phi_0 = \Phi_s$ at the surface i and $\mp \rightarrow -$ for $i = 1$ and $\mp \rightarrow +$ for $i = 2$. Expressing B_1 in terms of $\Phi_{s,i}$ and $\Phi'_{s,i}$ is not unique, yet it is restricted by the condition to preserve the relation $f_C \sim g^{-1}$ (see Eq. (15) and the note after Eq. (20)) and to preserve the symmetry with respect to interchanging 1 and 2.

We have found empirically that the final result is *not* sensitive to the particular way of expressing B_1 in terms of $\Phi_{s,i}$ and $\Phi'_{s,i}$ and in the following we choose a replacement in which $\Phi'_{s,i}$ replaces only the terms z_{\pm}^2 in the denominator of $B = 1/(z_+^2 z_-^{-3} - z_-^2 z_+^{-3})$. Together with Eqs. (B3) and (B4) and in terms of the scaling variables given by Eqs. (10)-(14) and (20) this choice leads to the approximation

$$\vartheta(y; h_1, h_2) \simeq \frac{65}{g^9} \frac{(h_1 + \mathcal{M}'_{s,1}) \mathcal{M}_{s,2}^3 + (h_2 - \mathcal{M}'_{s,2}) \mathcal{M}_{s,1}^3}{\mathcal{M}_{s,2}^3 (\mathcal{M}'_{s,1})^{-1} - \mathcal{M}_{s,1}^3 (\mathcal{M}'_{s,2})^{-1}}. \quad (\text{B10})$$

$\mathcal{M}_{s,1} = \mathcal{M}_s(\zeta = -0.5; y)$ and $\mathcal{M}_{s,2} = \mathcal{M}_s(\zeta = 0.5; y)$ [$\mathcal{M}'_{s,1} = \frac{\partial}{\partial \zeta} \mathcal{M}_s(\zeta = -0.5; y)$ and

$\mathcal{M}'_{s,2} = \frac{\partial}{\partial \zeta} \mathcal{M}_s(\zeta = 0.5; y)$ are the values at the two confining surfaces of [the derivative of] the scaling function corresponding to a semi-infinite order parameter profile:

$$\mathcal{M}_s(\zeta, y; \hat{\zeta}) = \begin{cases} (2y)^{1/2} \left[\sinh \left(y^{1/2} (\zeta + \hat{\zeta}) \right) \right]^{-1}, & y > 0 \\ 2^{1/2} (\zeta + \hat{\zeta})^{-1}, & y = 0 \\ (-y)^{1/2} \coth \left((-y/2)^{1/2} (\zeta + \hat{\zeta}) \right), & y < 0 \end{cases} \quad (\text{B11})$$

with the parameter $\hat{\zeta}$ corresponding to z_0 (see above). We have used for $\hat{\zeta}$ that value $\hat{\zeta}(y, h_1)$ which follows from the condition $\mathcal{M}'_{s,1} = -h_1$ (i.e., the one corresponding to that value of z_0 as chosen above). From Fig. 4 we infer that this approximation (Eq. (B10)) captures nicely the qualitative behavior of $\vartheta(y)$ in the crossover regime where three extrema emerge and ϑ changes sign.

Within this regime, for small $|h_2|$ it is also in good *quantitative* agreement with $\vartheta(y; h_1, h_2)$ as obtained from the full numerical minimization of \mathcal{H} (see the curves for $h_2/h_1 \in \{0, -0.003, -0.007, -0.01\}$), whereas for stronger h_2 it underestimates ϑ . From data not shown we infer that the range of values of h_2/h_1 , for which the expression in Eq. (B10) (with $\hat{\zeta}$ chosen as above) approximates well $\vartheta(y; h_1, h_2)$, increases with decreasing h_1 , e.g., for $h_1 = 0.25$ it captures ϑ even for $h_2 = \pm h_1$. A more sophisticated choice for $\hat{\zeta}$, which takes into account not only the value of h_1 but also the one of h_2 , may even improve the value for ϑ given by Eq. (B10) and may extend the range of applicability of this approximation.

2. Interpolation of the scaling function in the crossover regime

As discussed in the main text, apart from the crossover regime $0 > h_2 > h_{2,min}$ (see Eq. (29) and the discussion before it, considering here and in the following $h_1 > |h_2| \geq 0$), the scaling function $\vartheta(y; h_1, h_2)$ has the same functional form as $\vartheta_{(+,\pm)}$ (see Eq. (28)) and its value is known analytically, yet implicitly, because both $\vartheta_{(+,\pm)}$ [30] and the rescaling function $r = r(y; h_1, h_2)$ (Eqs. (25) and (26)) are known. In Appendix B 1 we have provided a perturbation theory for the scaling function ϑ of the critical Casimir force. It results in an explicit expression for ϑ but it is, depending on the value of h_1 , limited to a certain range of values of h_2 and does not necessarily apply for the whole crossover regime.

In the following we present a calculation scheme for ϑ which covers the whole crossover regime and which avoids the full numerical minimization of \mathcal{H} (Eq. (1)). It turns out that a quadratic interpolation of ϑ as function of h_2 for fixed h_1 and y , i.e.,

$$\vartheta^{cross}(y; h_1, h_2) = ah_2^2 + bh_2 + c \quad (\text{B12})$$

adequately serves this purpose. The coefficients a , b , and c which depend on y and h_1 are determined by the condition that ϑ^{cross} takes the (exact) values of ϑ at three distinct values of h_2 , for which ϑ is known in terms of analytic expressions, and which we shall specify in the next step. In order to interpolate the value of ϑ in the crossover regime we take one value in each region where the rescaling scheme applies. As the first value we choose $h_{2,+} = 0$, because it is at the boundary of the crossover regime and it simplifies the calculation of ϑ (as given by Eq. (28)) because for $h_2 = 0$ Eq. (26) immediately yields $\zeta_0 = 0.5$ and one is left with only one implicit equation, i.e., Eq. (25). As the second value we choose $h_{2,-} = h_{2,min}(y = 0)$ for all values of y . This choice avoids that one has to calculate the corresponding $h_{2,min}(y)$ for each value of y . (For $h_{2,-} = h_{2,min}(y \neq 0)$ the ensuing interpolation intervall would be narrower than for other choices of $h_{2,-}$ and thus one would expect in that case more accurate results for ϑ^{cross} . However it turns out that $h_{2,min}(y = 0)$ is sufficiently close to $h_{2,min}(y \neq 0)$ to yield satisfactory results; we recall that $h_{2,min}(y = 0) \leq h_{2,min}(y)$.) As the third value we take $h_{2,s} = \mathcal{M}'_s(\zeta = 0.5; y, h_1) < 0$ for which the critical Casimir force is zero and thus $\vartheta(h_{2,s}) = 0$ (see Eq. (39)). Since the rescaling procedure amounts to stretching the fixed point scaling function $\vartheta_{(+,\pm)}$, it cannot describe the qualitatively different shapes of ϑ in the crossover regime, such as the change of sign of ϑ . Accordingly, $h_{2,s}$ lies *within* the crossover regime. In sum, the conditions fixing a , b , and c are:

$$\vartheta^{cross}(y; h_1, h_2 = h_{2,+}) = [r(y; h_1, h_{2,+})]^4 \vartheta_{+,+} ([r(y; h_1, h_{2,+})]^{-2} y), \quad (\text{B13a})$$

$$\vartheta^{cross}(y; h_1, h_2 = h_{2,-}) = [r(y; h_1, h_{2,-})]^4 \vartheta_{+,-} ([r(y; h_1, h_{2,-})]^{-2} y), \quad (\text{B13b})$$

$$\vartheta^{cross}(y; h_1, h_2 = h_{2,s}) = 0, \quad (\text{B13c})$$

with $h_{2,\pm}$ and $h_{2,s}$ as given above and $r = r(y; h_1, h_2)$ follows from Eqs. (25) and (26). The performance of ϑ^{cross} (Eqs. (B12) and (B13)) is in good agreement with the data obtained by the full, numerical minimization of \mathcal{H} (Eq. (1)) (see Fig. 4). It is worth mentioning, that a linear interpolation (i.e., $a = 0$), using only two of the conditions in Eq. (B13), performs

poorly.

-
- [1] see, e.g., R. Evans, J. Phys.: Condens. Matter **2**, 8989 (1990); and references therein.
 - [2] M. E. Fisher and P. G. de Gennes, C. R. Acad. Sci. Paris Ser. B **287**, 207 (1978).
 - [3] M. Krech, *Casimir Effect in Critical Systems* (World Scientific, Singapore, 1994); J. Phys.: Condens. Matter **11** R391 (1999).
 - [4] M. Kardar and R. Golestanian, Rev. Mod. Phys. **71** (1999) 1233.
 - [5] R. Garcia and M. H. W. Chan, Phys. Rev. Lett. **83**, 1187 (1999); A. Ganshin, S. Scheidemantel, R. Garcia, and M. H. W. Chan, Phys. Rev. Lett. **97**, 075301 (2006).
 - [6] R. Garcia and M. H. W. Chan, Phys. Rev. Lett. **88**, 086101 (2002).
 - [7] M. Fukuto, Y. F. Yano, and P. S. Pershan, Phys. Rev. Lett. **94**, 135702 (2005).
 - [8] S. Rafai S., D. Bonn, and J. Meunier, Physica A **386**, 31 (2007).
 - [9] C. Hertlein, L. Helden, A. Gambassi, S. Dietrich, and C. Bechinger, Nature **451**, 172 (2008).
 - [10] A. Gambassi, A. Maciolek, C. Hertlein, U. Nellen, L. Helden, C. Bechinger, and S. Dietrich, Phys. Rev. E **80**, 061143 (2009).
 - [11] F. Soyka, O. Zvyagolskaya, C. Hertlein, L. Helden, and C. Bechinger, Phys. Rev. Lett. **101**, 208301 (2008).
 - [12] M. Tröndle, S. Kondrat, A. Gambassi, L. Harnau, and S. Dietrich, EPL **88**, 40004 (2009).
 - [13] J. G. Brankov, D. M. Dantchev, and N. S. Tonchev, *The Theory of Critical Phenomena in Finite-Size Systems - Scaling and Quantum Effects* (World Scientific, Singapore, 2000).
 - [14] A. Gambassi, J. Phys.: Conf. Ser. **161**, 012037 (2009).
 - [15] U. Nellen, L. Helden, and C. Bechinger, EPL **88**, 26001 (2009).
 - [16] H. B. Casimir, Proc. K. Ned. Akad. Wet. **51**, 793 (1948); P. Ball, Nature **447**, 772 (2007).
 - [17] J. N. Munday, F. Capasso, and V. A. Parsegian, Nature **457**, 170 (2009).
 - [18] A. W. Rodriguez, A. P. McCauley, D. Woolf, F. Capasso, J. D. Joannopoulos, and S. G. Johnson, preprint arXiv:0912.2243 (2009).
 - [19] K. Binder, in *Phase Transitions and Critical Phenomena*, edited by C. Domb and J. L. Lebowitz (Academic, London, 1983), Vol. 8, p. 2.
 - [20] H. W. Diehl, in *Phase Transitions and Critical Phenomena*, edited by C. Domb and J. L. Lebowitz (Academic, London, 1986), Vol. 10, p. 76.

- [21] F. M. Schmidt and H. W. Diehl, Phys. Rev. Lett. **101**, 100601 (2008).
- [22] O. Vasilyev and S. Dietrich, unpublished, (2010).
- [23] D. B. Abraham and A. Maciołek, preprint arXiv:0912.0104 (2009).
- [24] P. Nowakowski and M. Napiórkowski, Phys. Rev. E **78**, 060602 (2008).
- [25] P. Nowakowski and M. Napiórkowski, J. Phys. A **42**, 475005 (2009).
- [26] E. Eisenriegler and M. Stapper, Phys. Rev. B **50**, 1009 (1994).
- [27] M. N. Barber, in *Phase Transitions and Critical Phenomena*, edited by C. Domb and J. L. Lebowitz (Academic, London, 1983), Vol. 8, p. 149.
- [28] V. Privman, in *Finite Size Scaling and Numerical Simulation of Statistical Systems*, edited by V. Privman (World Scientific, Singapore, 1990), p. 1.
- [29] M. Krech and S. Dietrich, Phys. Rev. A **46**, 1922 (1992).
- [30] M. Krech, Phys. Rev. E **56**, 1642 (1997).
- [31] H. W. Diehl, Int. J. Mod. Phys. B **11**, 3503 (1997).
- [32] J. Kuipers and E. M. Blokhuis, J. Chem. Phys. **131**, 044702 (2009).
- [33] T. W. Burkhardt and H. W. Diehl, Phys. Rev. B **50**, 3894 (1994).
- [34] A. Maciołek, A. Gambassi, and S. Dietrich, Phys. Rev. E **76**, 031124 (2007).
- [35] By deriving the formulas for the effective rescaling via following the idea for the unscaled order parameter profiles one obtains the relation $r = L/L^*$ and one can express the mapping in terms of the general scaling variables: $y^* = r^{-1/\nu}y$, $\mathcal{M}(\zeta; y, h_1, h_2) = r^{\beta/\nu} \mathcal{M}_{(+,\pm)}(r(\zeta - \zeta_0); y^*)$, and $\vartheta(y, h_1, h_2) = r^d \vartheta_{(+,\pm)}(y^*)$; the latter result is obtained by avoiding the use of the stress tensor. However, it is unclear to which extent this concept of rescaling works beyond MFT. It appears to be promising to check whether the results for the $d = 2$ Ising film exhibit these rescaling properties, too. If this is the case there is reason to expect that these properties also hold in $d = 3$ spatial dimension, where it would in addition provide a tool for analyzing experimental data.
- [36] Although $h_{2,min}$ is an upper bound for the values of h_2 for which the rescaling scheme applies, we call it 'minimal' because the physical interest rests in the strength $|h_2|$ of the surface field and $h_{2,min}$ is the weakest one for which the rescaling is applicable.
- [37] S. Leibler and L. Peliti, J. Phys. C.: Solid State Phys. **15**, L403 (1982); E. Brézin and S. Leibler, Phys. Rev. B **27**, 594 (1983).
- [38] H. Nakanishi and M. E. Fisher, J. Chem. Phys. **78**, 3279 (1983).

- [39] In Ref. [30] it has been pointed out that, within MFT, due to symmetry reasons the scaling functions for the $(+, sp)$ BCs ($(+, ord)$ BCs) can be expressed in terms of the corresponding ones for the $(+, +)$ BCs ($(+, -)$ BCs). These special cases can be easily obtained by the more general procedure introduced in Subsec. III A 1.
- [40] A. O. Parry and R. Evans, *Physica A* **181**, 250 (1992).
- [41] A. Maciołek and S. Dietrich, *EPL* **74**, 22 (2006).
- [42] T. C. Lubensky and M. H. Rubin, *Phys. Rev. B* **12**, 3885 (1975).
- [43] O. Vasilyev, A. Gambassi, A. Maciołek, and S. Dietrich, *EPL* **80**, 60009 (2007).
- [44] O. Vasilyev, A. Gambassi, A. Maciołek, and S. Dietrich, *Phys. Rev. E* **79**, 041142 (2009).
- [45] A. Pelissetto and E. Vicari, *Phys. Rep.* **368**, 549 (2002).
- [46] C. Ruge, P. Zhu, and F. Wagner, *Physica A* **209**, 431 (1994).
- [47] In the summary, in favor of an easier reading, we have dropped the index 0 indicating the unscaled surface field $h_{0,1}$ as it is present in Eq. (34).

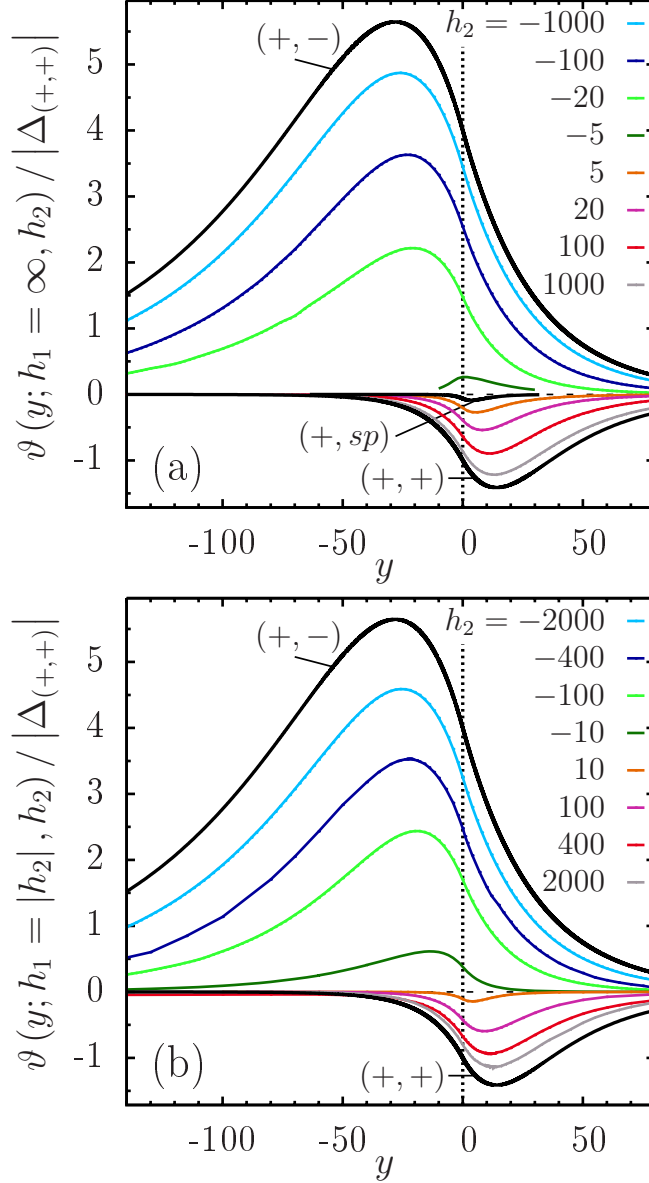


FIG. 1: The scaling functions ϑ of the critical Casimir force are shown for various types of confining surfaces covering the crossover between the normal transition (\pm , i.e., $h_i = \pm\infty$, strong adsorption) and the special transition (sp , i.e., $h_i = 0$, neutral surface, $c_1 = c_2 = 0$). In (a) $h_1 = \infty$ is fixed and h_2 varies from $+\infty$ $[(+, +)]$ to $-\infty$ $[(+, -)]$. For all cases shown, ϑ for finite h_2 can be expressed in terms of $\vartheta_{(+, \pm)}$ by using Eq. (28). In (b) ϑ is shown for the symmetric and antisymmetric cases $h_1 = |h_2|$ and $-\infty < h_2 < \infty$. In general the convergence towards the strong adsorption limit (black lines) is rather slow (compare Fig. 3(a)).

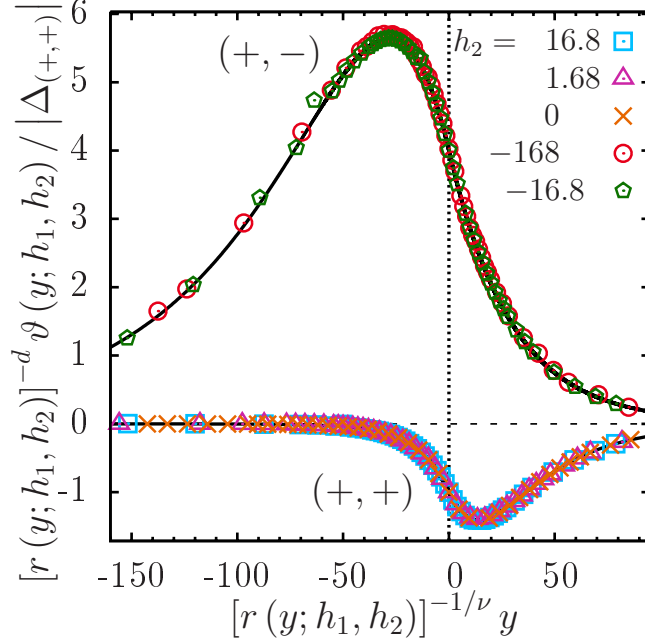


FIG. 2: For all surface fields with $h_1 h_2 > 0$ and certain regimes of surface fields with $h_1 h_2 < 0$ (see Eq. (29) and the discussion before it) the scaling function ϑ of the critical Casimir force for finite surface fields can be mapped onto the fixed point scaling functions $\vartheta_{(+,+)}$ and $\vartheta_{(+,-)}$, respectively: $r^{-d} \vartheta(y; h_1, h_2) = \vartheta_{(+,\pm)}(r^{-2}y)$, $r = r(y; h_1, h_2)$ (Eq. (28)). The symbols correspond to $h_1 = 168$ for different values of h_2 obtained by minimizing the Hamiltonian in Eq. (1) and $r(y; h_1, h_2)$ is given implicitly by Eqs. (25) and (26). $\vartheta_{(+,+)}$ and $\vartheta_{(+,-)}$ are known analytically [30] and given by the full black lines. Here $d = 4$ and $\nu = 1/2$.

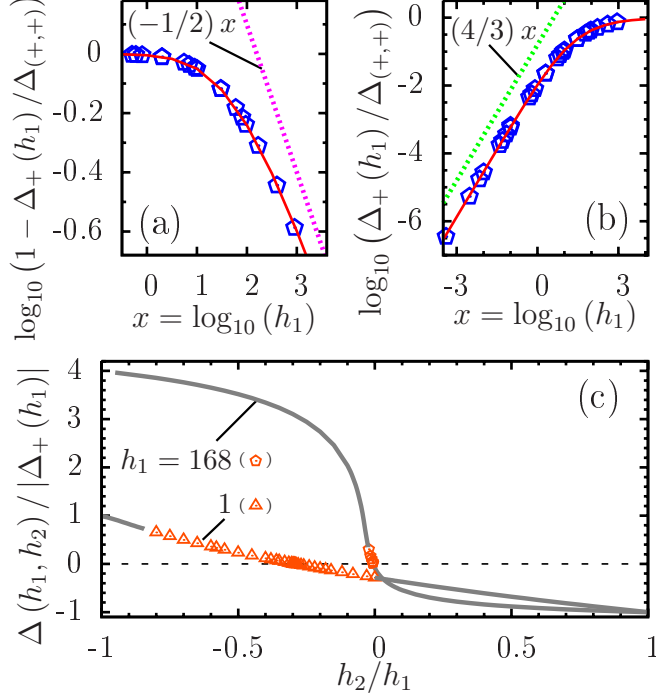


FIG. 3: In (a)-(c), symbols represent data obtained from the numerical minimization of the Hamiltonian in Eq. (1) and the full lines follow from the rescaling scheme (Eq. (28)). (a) For $h_1 \rightarrow \infty$ the critical Casimir amplitude $\Delta_+(h_1) = \Delta(h_1 = h_2) = \vartheta(y = 0; h_1, h_2)$ approaches its fixed point value $\Delta_{(+,+)}$ slowly $\sim h_1^{-1/2}$ from above (see dotted line representing $-(1/2)x + 1.1$ and Eq. (33)). (b) For small surface fields $h_1 = h_2$ and $c_1 = c_2 = 0$ the critical Casimir amplitude $\Delta_+(h_1)$ varies $\sim -h_1^{4/3}$ (see the dotted line representing $(4/3)x - 0.8$ and Eq. (37)). (c) The variation of $\Delta(h_1, h_2)$ as a function of h_2 for fixed $h_1 \in \{1, 168\}$. The values are normalized by $|\Delta_+(h_1)|$ with $\Delta_+(h_1 = 168) / |\Delta_{(+,+)}| \simeq -0.51$ and $\Delta_+(h_1 = 1) / |\Delta_{(+,+)}| \simeq -0.010$. Figure 3(c) focuses on small values of h_2 for which the Casimir amplitude changes sign and for which the rescaling property (Eq. (28)) does not hold. In this latter regime the full lines do not apply and are replaced by the numerical obtained data points. These data demonstrate that also in this regime $\Delta(h_1, h_2)$ varies smoothly. For $h_2/h_1 \rightarrow 1$ both curves approach -1 by construction and due to the fact that for $h_1 = h_2$ the Casimir amplitudes are negative. Upon further increasing h_2 the Casimir amplitudes turn more negative and approach the limiting values $\Delta(h_1 = 168, h_2 = \infty) / |\Delta_{(+,+)}| \simeq -0.70$ and $\Delta(h_1 = 1, h_2 = \infty) / |\Delta_{(+,+)}| \simeq -0.099$. For $h_1 = 168$ and $h_2/h_1 \rightarrow -1$ the full line gets close to the MFT value $\Delta_{(+,-)} / |\Delta_{(+,+)}| = 4$ known for $|h_i| = \infty$ [30]. This property holds also for $h_1 = 168$ in the limit $h_2 \rightarrow -\infty$, i.e., $\Delta(h_1 = 168, h_2 = -\infty) / |\Delta(h_1 = 168, h_2 = \infty)| \simeq 4$. For $h_1 = 1$, Δ accidentally has the same strength for $h_2/h_1 = \pm 1$. For more negative values of $h_2 \lesssim -h_1$,

$\Delta(h_1 = 1, h_2)$ first increases. However, upon further decreasing h_2 , it will decrease and change sign at $h_2 = -39.5$ (as obtained from Eq. (39)) and remains negative with a slightly negative limiting value for $h_2 \rightarrow -\infty$. This can be inferred from the fact that $\Delta(h_1, h_2 = -\infty)$ as function of h_1 changes sign at $h_{1,s} = \sqrt{2}$ (Eqs. (39) and (B11)) and is negative for $h_1 < h_{1,s}$.

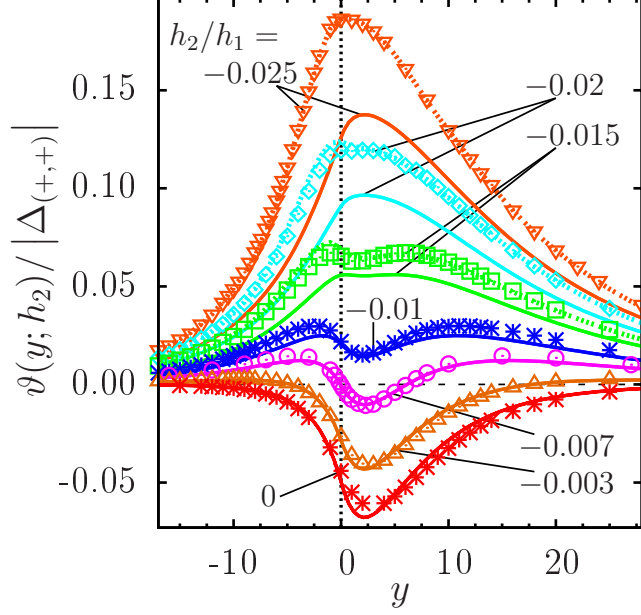


FIG. 4: The scaling function ϑ of the critical Casimir force changes from being purely positive to being purely negative by the formation of three extrema in the crossover regime for $c_1 = c_2 = 0$, fixed $h_1 > 0$ ($h_1 = 168$ in the figure), and $h_2 \rightarrow 0^-$. Symbols correspond to data obtained by a full, numerical minimization of the Hamiltonian in Eq. (1). For $h_1 = 168$ the values $h_2/h_1 = 0, -0.025$ represent the limits of the range of values of h_2 for which the rescaling scheme (Eq. (28)) holds (i.e., $h_2/h_1 \notin (-0.025, 0)$). The qualitative behavior of ϑ for $h_2/h_1 \in [-0.025, 0]$ is captured by the description obtained from the ELE linearized in terms of the deviation $\delta\Phi = \Phi - \Phi_s$ of the order parameter profile Φ from the profile Φ_s in a semi-infinite system (see Eq. (B10), full lines). For small h_2 it is even in good quantitative agreement (see curves for $h_2/h_1 \in \{0, -0.003, -0.007, -0.01\}$). Values obtained by the quadratic interpolation scheme given in Eq. (B12) provide a very good description of the scaling function ϑ in the whole crossover regime (dotted lines for $h_2/h_1 \in \{-0.025, -0.02, -0.015\}$).

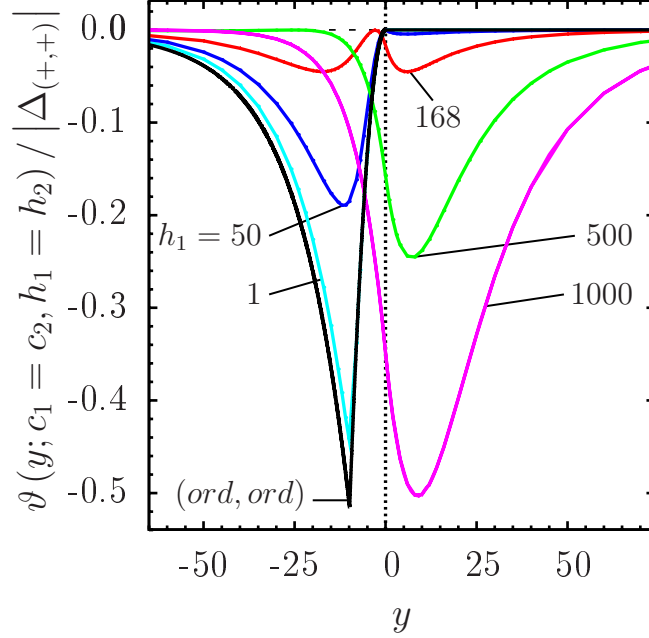


FIG. 5: The scaling function ϑ of the critical Casimir force for fixed $c_1 = c_2 = 100$ and increasing surface fields $h_1 = h_2$ crosses over from the behavior typical for the (ord, ord) BCs ($c_1 = c_2 = \infty, h_1 = h_2 = 0$) to the behavior of the $(+, +)$ BCs. Thereby the minimum below $T_{c,b}$ disappears and a minimum above $T_{c,b}$ is formed. For moderate values of h_1 there are two minima (see, e.g., $h_1 = 168$). For comparison the scaling function $\vartheta_{(ord, ord)}(y)$ (black line) is also shown. $\vartheta_{(+,+)}(y)$ is off the scale of the figure ($\vartheta_{(+,+)}(y=0) / |\Delta_{(+,+)}| = 1$). Notice that, even for $h_1 = 1000$, $\vartheta(y; c_1 = c_2 = 100, h_1 = h_2 = 1000)$ differs markedly from $\vartheta_{(+,+)}$. This is probably due to the strong surface enhancement parameters c_i and the slow convergence apparent in Fig. 1

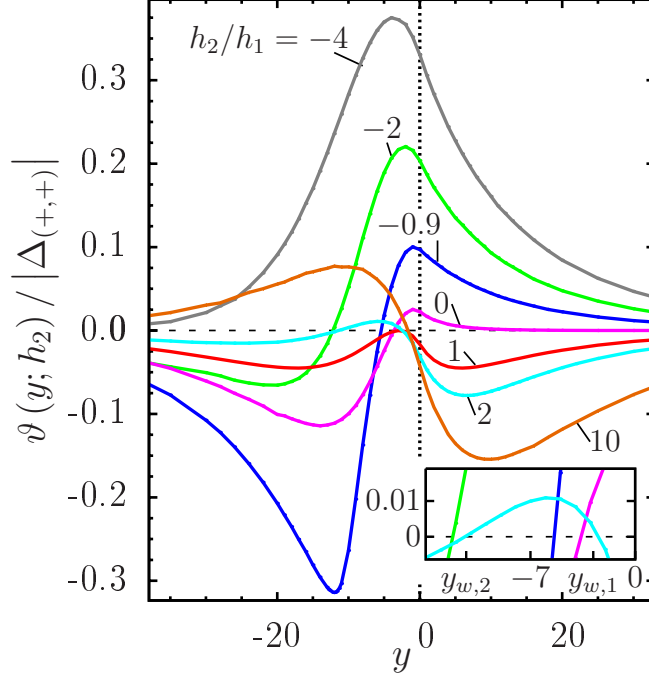


FIG. 6: For fixed surface parameters ($c_1 = 100$, $h_1 = 168$) of one surface varying the surface field h_2 of the second surface with fixed $c_2 = c_1$ induces a rich variation of the scaling function ϑ of the critical Casimir force. Whereas for $h_2/h_1 \lesssim -4$ the characteristics of ϑ resemble those of $\vartheta_{(+,-)}$, for $h_2/h_1 = 10$ the scaling function ϑ exhibits the characteristics of $\vartheta_{(+,+)}$ and $\vartheta_{(+,ord)}$ above and below $T_{c,b}$, respectively. For $-3 < h_2/h_1 < 5$, ϑ exhibits an even more complicated structure (see the main text, Subsec. III B). The range of values for y around those corresponding to the wetting transition temperatures, $y_{w,1} = -2.8$ for surface 1 and $y_{w,2} = -11.3$ for surface 2 with $|h_2/h_1| = 2$, is shown enlarged in the inset for the curves belonging to $h_2/h_1 \in \{-2, -0.9, 0, 2\}$. As discussed in detail in the main text (Subsecs. III B and III C), the change of sign occurs up to a finite-size correction δy at the wetting transition temperature y_w if the film crosses at this temperature from a UC with an attractive force to a UC with a repulsive force (or the other way round). For $h_2/h_1 \in \{-2, 0, 2\}$ the correction is rather small, $\delta y < 1$, but $\delta y = 2.6$ for $h_2/h_1 = -0.9$.

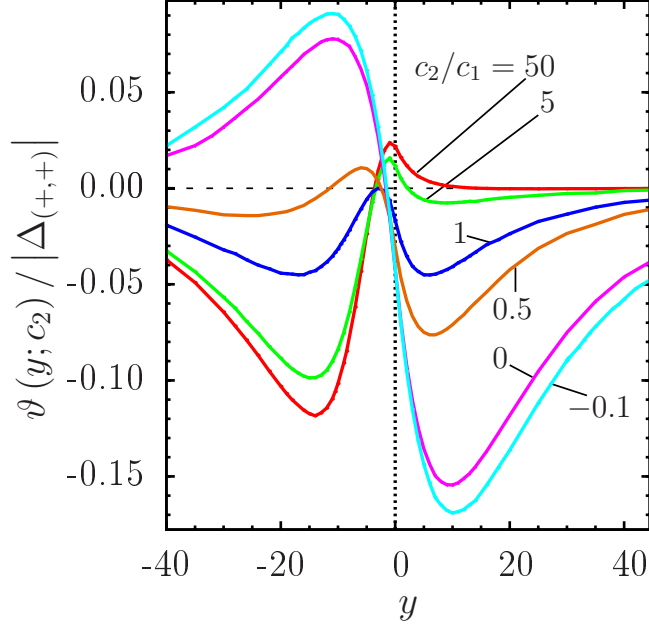


FIG. 7: The scaling function ϑ of the critical Casimir force for the case that one surface is fixed at $(c_1 = 100, h_1 = 168)$ and at the other surface the same surface field is applied, $h_2 = h_1$, but the surface enhancement c_2 is varied. The structure in the variation of $\vartheta(y)$ can be understood by assuming that the film crosses asymptotic regimes of different fixed points upon varying the scaling variable y given in Eq. (12) (see the main text). As discussed in the main text (Subsec. IIIB), the behavior is similar to the one shown in Fig. 6. The case $c_2/c_1 = 5$ shows that it is possible that above $T_{c,b}$ the critical Casimir force is attractive and that upon lowering the temperature it turns repulsive above $T_{c,b}$.

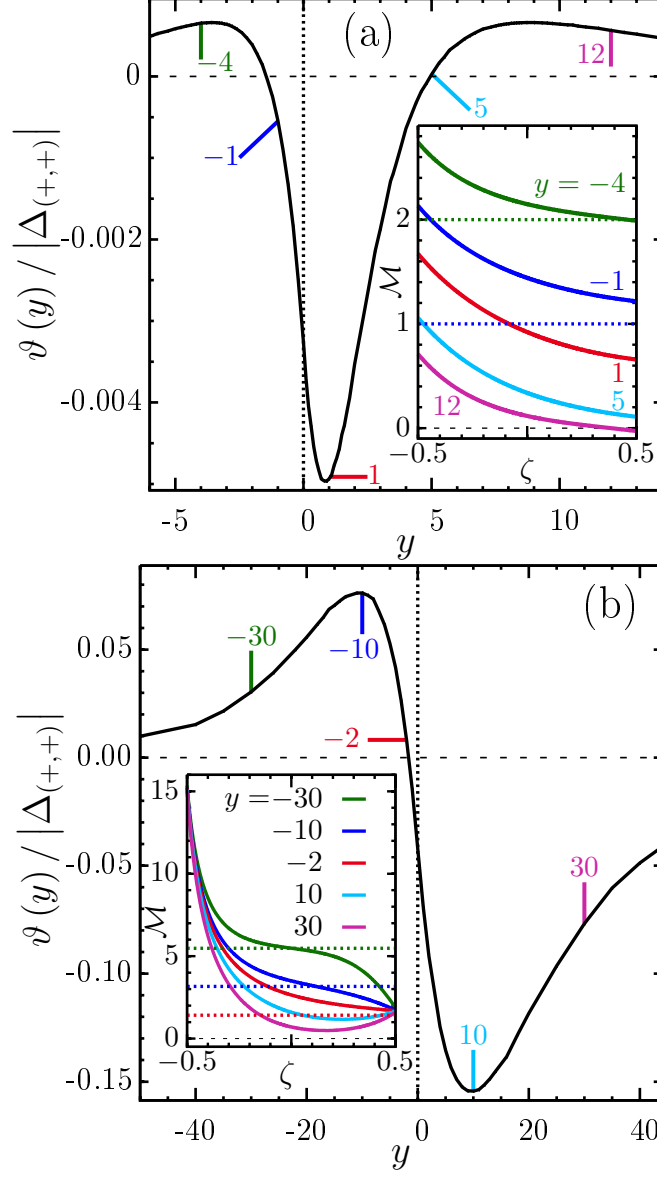


FIG. 8: Analysis of the changes of sign of the scaling function ϑ of the critical Casimir force as a function of the scaling variable $y = \tau L^2$ (Eq. (12)) for two examples. Figure 8(a) shows a typical example for the crossover regime between the normal and the special transition. The values of the surface parameters are $c_1 = c_2 = 0$ and $h_1 = -10h_2 = 2.5$. Figure 8(b) represents the crossover regime between the normal and the ordinary transition. Here the values of the surface parameters are $c_1 = c_2 = 100$ and $h_1 = 10h_2 = 1680$. In the insets the scaling functions $\mathcal{M}(\zeta, y)$ of the order parameter profile in the film are shown for those values of y indicated in the main figures. The corresponding bulk values $\mathcal{M}_b(y)$ (Eq. (16)), which are 0 for $y \geq 0$, are indicated as horizontal dotted lines. One can infer from these plots that ϑ changes sign approximately at that value of y at which the value of the order parameter $\mathcal{M}(\zeta, y)$ at one surface equals its bulk value $\mathcal{M}_b(y)$ (compare Eq. (40)).

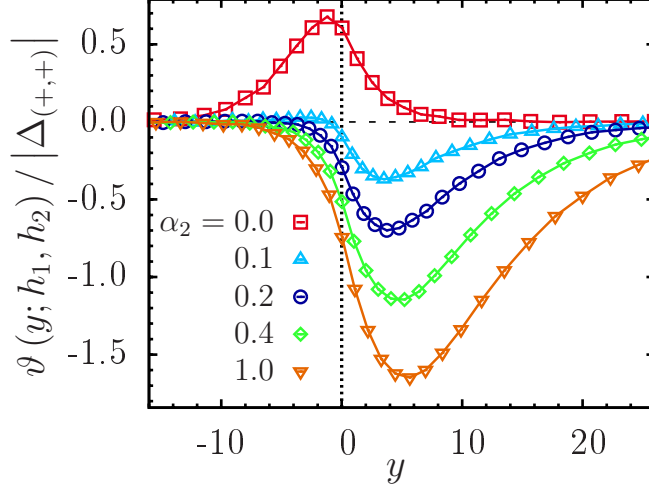


FIG. 9: The scaling function ϑ of the critical Casimir force obtained from Monte Carlo simulations [22] for a $d = 3$ Ising film of size $L_x \times L_y \times L_z$, with $L_x/3 = L_y/3 = L_z = 10$ and with periodic BCs in the x and y directions. The surface field h_1 of surface 1 is fixed and corresponds to $\alpha_1 = 1$ (see Subsec. IV B) and the surface field h_2 of the surface 2, corresponding to α_2 , is varied. Upon decreasing h_2 the minimum becomes shallower and a maximum emerges below $T_{c,b}$ (see $\alpha_2 = 0$; for $\alpha_2 = 0.1$ there exists a very weak and broad maximum which is hardly seen on the scale of the figure). This behavior is also observed for $d = 4$ with surfaces in the crossover regime between the ordinary and the normal transition (see Fig. 6 and the main text). Here $y = t(L/\xi_0^+)^{1/\nu}$ with $L = L_z$, $t = (T - T_{c,b})/T_{c,b}$, $\xi_0^+ \simeq 0.50$ [46], $\nu \simeq 0.63$ [45], and $\Delta_{(+,+)}(d = 3) \simeq 0.38$ [44].