

# Drift-Alfvén vortex structures in the edge region of a fusion relevant plasma

N. Vianello, M. Spolaore, E. Martines, R. Cavazzana, G. Serianni, M. Zuin, E. Spada and V. Antoni  
Consorzio RFX, Associazione Euratom-ENEA sulla Fusione, C.so Stati Uniti 4, 35127, Padova, Italy\*

(Dated: August 10, 2018)

Edge turbulent structures are commonly observed in fusion devices and are generally believed to be responsible for confinement degradation. Among their origin Drift-Alfvén turbulence is one of the most commonly suggested. Drift-Alfvén paradigm allows the existence of localized vortex-like structures observed also in various systems. Here we present the evidence of the presence of drift-Alfvén vortices in the edge region of RFX-Mod RFP device, showing how these structures are responsible for electromagnetic turbulence at the edge and its intermittent nature.

Turbulence represents an outstanding critical issue in the physics of magnetically confined plasmas for thermonuclear fusion research. Indeed plasma turbulence has been recognized since the beginning as the cause of the so-called *anomalous* particle and energy transport [1]. In recent years it has been observed that, within incoherent fluctuations, coherent structures emerge similar to vortices observed in fluid turbulence [2]. These structures have been detected in a variety of devices, ranging from tokamaks [3, 4, 5, 6], through stellarators [7], up to reversed field pinches [8] and linear devices [9], and represent a features shared with astrophysical plasmas [10]. Turbulent structures, often referred to as *blobs*, are responsible for the high degree of intermittency generally observed. Indeed the generation of these structures, arising because of the presence of various instabilities in non-linear regime, is responsible for the breaking of self-similarity in the energy cascade process [11]

*Blobs* arising in fusion relevant plasmas, have been extensively studied in the plane perpendicular to the main magnetic field [5], and only recently their 3D features have been experimentally addressed [12]. This interest is enhanced by some analogies with Edge Localized Modes (ELMs), which are indeed thought to be associated with parallel current filaments [13]. Present theories about blob formation and dynamics suggest an interchange-like origin, with effects induced by sheath boundary conditions of the material objects intersecting the magnetic flux surface [14]. Plasma quasi-neutrality implies the condition  $\nabla \cdot \mathbf{J} = 0$  on the total current  $\mathbf{J}$ : considering the non vanishing  $\nabla_{\perp}$  components of the diamagnetic and polarization current, a parallel current density perturbation  $\tilde{j}_{\parallel}$  must arise [15]. Experimental evidence on the existence of filaments associated with blobs have been found [6, 12]. Nevertheless, although interchange is believed to be responsible for blobs in the Scrape Off Layer plasmas, they do not represent the only possible mechanism for the generation of electromagnetic coherent structures. Drift wave instability, which is thought to dominate plasma turbulence in the edge region [16], is a nonlinear, non periodic motion involving disturbances on a background pressure gradient of a magnetized plasma and eddies of fluid-like motion in which the advecting velocity of all charged species is the  $\mathbf{E} \times \mathbf{B}$  velocity [17]. On the theo-

retical level the electron dynamics is purely electrostatic if the parallel Alfvén transit frequency is much faster than the thermal electron transit frequency (or equivalently if  $\beta \ll m_e/M_i$ ) and large than any drift-wave frequency. Actually these conditions are not satisfied in the edge region of fusion devices [16] and the resulting turbulence and transport level will be determined by electromagnetic effects in the framework of drift-Alfvén dynamics, which represents the paradigm for the description of the coupling of drift-waves with Kinetic Alfvén waves (KAW) [18]. The key distinction between drift-Alfvén dynamics and magnetohydrodynamics (MHD) is the inclusion of parallel electron motion and electron pressure effects. The disturbances in the electric field arising from the presence of fluid eddies are caused by the tendency of the electrons to establish a force balance along the magnetic field lines. Pressure disturbances have their parallel gradients balanced by a parallel electric field, whose static part is given by a parallel gradient of the electrostatic potential. Turbulence itself is driven by the background gradient and the electron pressure and electrostatic potential are coupled together through parallel currents. The corresponding magnetic fluctuations could not contribute to a direct enhancing of cross-field transport through the so-called magnetic flutter transport [16], but provide an additional coupling between parallel drift current and electrostatic drift wave potential [9]. As shown in [16] electromagnetic effects are important for drift-wave dynamics at much smaller values of plasma  $\beta$  than expected by pure MHD considerations. This causes drift-wave dynamics to compete with the effects of the rather small parallel electron resistivity, the latter responsible (in the drift-wave framework) for the phase relationship between density and potential fluctuations [19].

In the non-linear regimes, drift-Alfvén turbulence may generate non linear structures in the form of electromagnetic vortices [20]. As aforementioned these structures are generated by the non linear coupling of drift waves and Kinetic Alfvén waves. The latter exhibit a dispersion relation modified with respect to the shear Alfvén waves, with a term including the perpendicular wave vector  $k_{\perp}$ ,  $k_{\parallel} = \frac{\omega/v_A}{[1+(k_{\perp}\rho_s)^2]^{1/2}}$  where  $v_A$  is the Alfvén velocity and  $\rho_s$  the ion sound gyroradius  $\rho_s = c_s/\Omega_i$ . These struc-

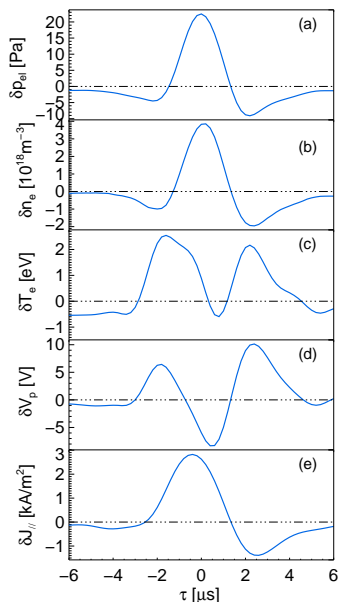


Figure 1: Average coherent structure detected at scale  $\tau = 4\mu\text{s}$  using the electron pressure as reference signal. All waveforms represent variations with respect to average values: (a) electron pressure, (b) electron density, (c) electron temperature, (d) plasma potential, (e) parallel current density

tures have been observed both in astrophysical plasmas [10, 21] and in linear devices [9], but up to now they have not been experimentally observed in fusion relevant devices. In this Letter we present a clear experimental evidence of the existence of Drift-Alfvén-Kinetic (DKA) vortices in the edge region of the RFX-mod reversed field pinch experiment [22].

Despite the peculiar magnetic topology, the edge region of RFP plasmas shares many features with other magnetic devices, among which the strong intermittent character of electrostatic fluctuations [8], and the highly sheared  $\mathbf{E} \times \mathbf{B}$  flow detected at the edge [23]. Intermittency manifests itself as a clear departure from self-similarity, and can be imputed to the presence of organized structures, *intermittent structures*, which make the process of energy cascade inhomogeneous. They have been extensively studied from the experimental point of view, observing their vortex-like shape on the perpendicular plane with an associated pressure perturbation [8, 12]. They contribute to the cross-field transport for up to 50 % of the particle losses [8]. Recently their electromagnetic features have been experimentally described, revealing the existence of a parallel current density fluctuation  $j_{\parallel}$  associated to the pressure perturbation, which can represent up to few % of the total parallel current [12], but no theoretical explanation has been proposed to determine the underlying instability mechanism responsible for the formation of these structures. Although re-

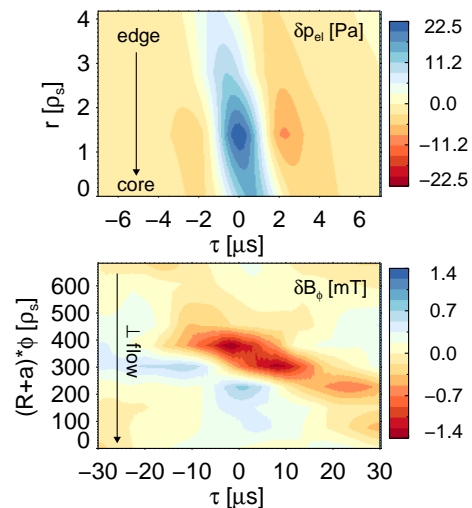


Figure 2: Top: electron pressure as a function of time and radial position normalized to ion sound gyroradius  $\rho_s$ . Bottom: toroidal magnetic field as a function of time and toroidal coordinate normalized to  $\rho_s$ .

sistive interchange are expected to be unstable in RFPs [24], Drift-Alfvén turbulence could also play a role, considering the pressure gradient and the  $\beta$  condition encountered.

The data presented hereafter have been obtained in the RFX-mod reversed field pinch device ( $R/a = 2m/0.459m$ ) [22], operating at relatively low plasma current ( $I_p \leq 400\text{kA}$ ) and with average density normalized to the Greenwald density  $n/n_g \approx 0.4 - 0.5$ . The typical plasma parameters observed in the edge region for this type of discharge are density  $n_e$  of the order of  $1 - 2 \times 10^{19} \text{ m}^{-3}$ , temperature in the range 20-40 eV and magnetic field  $B_0$  around 0.15 T. The corresponding  $\beta$  are in the range of 1-2 % thus ensuring the condition  $\beta \gg m_e/M_i$  whereas the typical scale length  $\rho_s = c_s/\Omega_i$  is equal to 3-4 mm. It is worth to remember that in the edge region of RFP plasmas the magnetic field is essentially poloidal, so that the perpendicular plane corresponds to the radial-toroidal plane.

A new insertable probe, developed in order to study electromagnetic turbulence and described elsewhere [25], has been used to explore the last 5 cm of the plasma column. The system consists of two boron nitride cases, each of them housing  $5 \times 8$  electrostatic pins radially spaced by 6 mm. The pins are used as 5 pins balanced triple probe, allowing the simultaneous measurement of plasma density, electron temperature, electron pressure, plasma potential and their radial profiles at the same toroidal location, as well as the radial and toroidal components of the  $\mathbf{E} \times \mathbf{B}$  plasma velocity. The particular arrangement of electrostatic measurements allows a direct estimate of the local fluctuation of vorticity  $\omega = \nabla \times \mathbf{v}$ , where  $\mathbf{v}$  is the electric drift velocity, from the floating po-

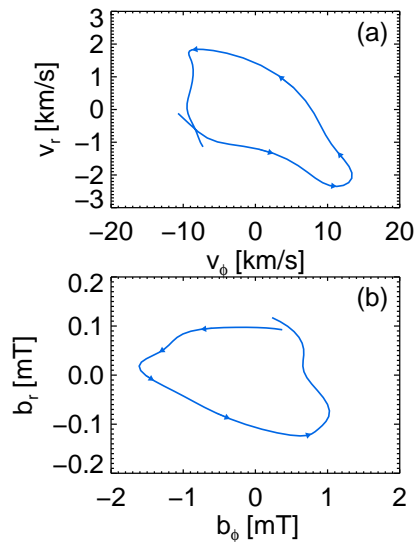


Figure 3: (a) Hodogram of the  $\mathbf{E} \times \mathbf{B}$  plasma velocity in the perpendicular plane, showing the closed path corresponding to a parallel vorticity perturbation. (b) Hodogram of the magnetic field fluctuations in the perpendicular plane, showing a closed path corresponding to the transit of a current density filament.

tential ones  $V_f$ , as  $\omega_{\parallel} = \frac{1}{B} \nabla_{\perp}^2 V_f$ , where plasma potential has been approximated by floating potential as usually done [26]. A radial array of 7 three-axial magnetic coils is located in each case, in order to measure the fluctuations of the three components of the magnetic field. Thus a direct estimate of the parallel current density can be done from Ampere's law  $j_{\parallel} \simeq j_{\theta} = \frac{1}{\mu_0} (\partial_{\phi} b_r - \partial_r b_{\phi})$ , virtually in the same toroidal position of the vorticity measurements. Data were digitally sampled at 5 MHz with a minimum bandwidth of 700 kHz. The data collected with the insertable probe have been completed with measurements obtained from a toroidal distributed array of magnetic pick-up coils located inside the vacuum vessel, pertaining to the ISIS system [27]. The data analysis technique used to disentangle coherent structures from the turbulent background is based on wavelet analysis and has been extensively described elsewhere [28]. It allows to locate within the signal the presence of structures at a given temporal scale. This method has been used together with the traditional conditional averaging technique to better extract the common features of the observed structures.

In figure 1 the results of a conditional average procedure are shown. All the time windows used for the average have been chosen using the appearance of an intermittent structure at characteristic time scale  $\tau = 4\mu\text{s}$  (well above the  $1/\Omega_i$  time scale) on the pressure signal. It can be easily recognized in panel (a) the pressure peak, typical of plasma blobs, mainly determined by electron density (b). The resulting temperature structure display

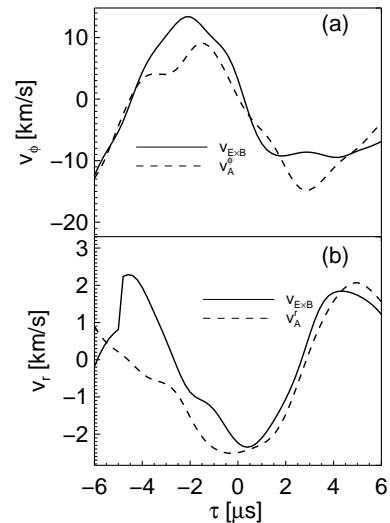


Figure 4: Velocity and magnetic field profiles for the average coherent structure detected at  $\tau = 4\mu\text{s}$ . (a) Toroidal component of the  $\mathbf{E} \times \mathbf{B}$  plasma velocity, and of the corresponding component of Alfvén velocity as computed from the magnetic fluctuation measurements. (b) The same of panel (a) but for the radial component.

a doubly-peaked pattern, whose impact on the plasma pressure is less important, but contributes in determining the plasma potential pattern, shown in panel (d). It can also be easily recognized that electron density and plasma potential are nearly in phase, with a phase difference around  $1\mu\text{s}$ , suggesting the drift-origin of the observed non-linear structure. The typical pattern of current density associated to these measurements is shown in panel (e) of the same figure. It can be easily recognized the existence of a current peak associated to the electron pressure blob. The slight phase shift observed may be imputed to the small deviation of the nominal toroidal position of current measurement with respect to the pressure one, and is consistent with the  $\mathbf{E} \times \mathbf{B}$  toroidal propagation of the structure [25]. The radial array of electron pressure measurements allows to investigate the radial extension of this pressure perturbation, as shown in the upper panel of figure 2. The pressure peak exhibits a radial extent of 2-3  $\rho_s$ , which is indeed the typical extent of the DKA vortex predicted for example in [20] and observed in [10]. In the other perpendicular direction the dimension may be estimated using the toroidal distributed array of pick-up coils, and examining the magnetic footprint of the structure. The results of a conditional average procedure still with the appearance of an intermittent structure on electron pressures, is shown in the lower panel of figure 2. In the direction of the flow the structure is larger (of the order of 100  $\rho_s$  corresponding to approximately 40 cm). This larger dimension may be imputed to the stretching effect in-

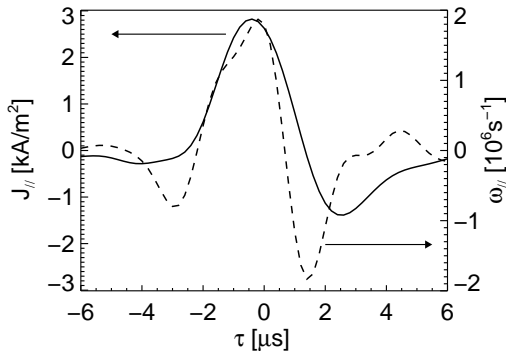


Figure 5: Comparison between parallel current density (solid curve) and parallel vorticity (dashed curve) for average coherent structure detected at scale  $\tau = 4\mu\text{s}$ .

duced by the sheared plasma flow, which is well known to modify vortex structures [29]. It has been already reported elsewhere that these structures are convected by the mean  $\mathbf{E} \times \mathbf{B}$  flow and travel in the electron diamagnetic direction [25]. Using a poloidal array of pick-up coils pertaining to the same ISIS system it is possible to infer the poloidal wave vector  $k_\theta \approx k_\parallel$  of these structures which is of the order of  $3.3 \text{ m}^{-1}$ .

To confirm the vortex nature of the observed structure, the corresponding average  $\mathbf{v}_{\mathbf{E} \times \mathbf{B}}$  velocity fluctuations have been calculated. Results are shown in figure 3 panel (a) where the hodogram of the drift velocity component on the perpendicular plane is shown. The fluctuating velocities follow a closed trajectory on the perpendicular plane, as a consequence of the vortex-like nature of the observed structure. Similarly the hodogram of the perpendicular components of the magnetic field (figure 3 panel (b)) shows a similar closed path, corresponding to the transit of the current density filament observed in figure 1 (e). In figure 4 panel (a) and (b) the two components of the  $\mathbf{E} \times \mathbf{B}$  velocity fluctuations are compared to the corresponding components of Alfvén velocity fluctuations as estimated from  $\tilde{b}_\phi$  and  $\tilde{b}_r$  and local density measurements,  $v_A^r = \frac{\tilde{b}_r}{\sqrt{\rho\mu_0}}$  and  $v_A^\phi = \frac{\tilde{b}_\phi}{\sqrt{\rho\mu_0}}$ . The good match observed highlights the Alfvénic nature of the fluctuating velocities, reinforcing the hypothesis of DKA as underlying physical mechanism. As a final confirmation of the nature of the observed structures we perform a direct comparison between vorticity and parallel current density. In the drift-Alfvén framework electrostatic potential  $V_p$  and parallel component of the vector potential  $A_\parallel$  are intrinsically related and almost proportional one to the other [19, 30]. As aforementioned the potential measurement arrangement in the U-Probe allows the direct estimate of the vorticity as  $\omega_\parallel = \frac{1}{B} \nabla_\perp^2 V_f$  and this can be compared to the parallel component of the current density  $\tilde{j}_\parallel = \nabla_\perp^2 A_\parallel$ . This comparison is shown in figure 5: the patterns of  $\tilde{j}_\parallel$  and  $\omega$  result from the conditional averaging procedure with the same condition used for the

previous figure. The two quantities are found to be very well correlated one to the other. This last observation together with the drift-type phase relation between potential and density, and the alfvénicity of the fluctuating velocity, establishes without ambiguity the Drift-Kinetic nature of the intermittent structures observed at the edge of Reversed Field Pinches. These measurements suggest the necessity to complete *blob* description with a full electromagnetic characterization, and support the theory of Drift-Alfvén dynamics as a paradigm for the description of the edge confined region of thermonuclear plasmas.

This work was supported by the Euratom Communities under the contract of Association between EURATOM/ENEA. The views and opinions expressed herein do not necessarily reflect those of the European Commission.

---

\* Electronic address: nicola.vianello@igi.cnr.it

- [1] B. Carreras, IEEE Transactions on Plasma Science **25**, 1281 (1997).
- [2] U. Frisch, *Turbulence: The Legacy of A.N. Kolmogorov* (Cambridge University Press, Cambridge, 1995).
- [3] J. Boedo et al., Phys. Plasmas **8**, 4826 (2001).
- [4] A. Fujisawa, Nucl. Fusion **49**, 013001 (2009).
- [5] S. J. Zweben et al., Plasma Phys. Control. Fusion **49**, S1 (2007).
- [6] N. B. Ayed et al., Plasma Phys. Control. Fusion **51**, 035016 (2009).
- [7] O. Grulke et al., Phys. Plasmas **8**, 5171 (2001).
- [8] M. Spolaore et al., Phys. Rev. Lett. **93**, 215003 (2004).
- [9] O. Grulke et al., Plasma Phys. Control. Fusion **49**, B247 (2007).
- [10] D. Sundkvist et al., Nature **436**, 825 (2005).
- [11] V. Carbone et al., Phys. Plasmas **7**, 445 (2000).
- [12] M. Spolaore et al., Phys. Rev. Lett. **102**, 165001 (2009).
- [13] A. Kirk et al., Phys. Rev. Lett. **96**, 185001 (2006).
- [14] W. Fundamenski et al., Nucl. Fusion **47**, 417 (2007).
- [15] S. I. Krasheninnikov et al., Journal of Plasma Physics **74**, 679 (2008).
- [16] B. D. Scott, Plasma Phys. Control. Fusion **39**, 1635 (1997).
- [17] B. D. Scott, Physics Letters A **320**, 53 (2003).
- [18] G. Morales et al., Phys. Plasmas **4**, 4118 (1997).
- [19] V. Naulin, Phys. Plasmas **10**, 4016 (2003).
- [20] P. Shukla et al., Phys Rev, A **34**, 3478 (1986).
- [21] D. Sundkvist et al., Phys. Rev. Lett. **101**, 065001 (2008).
- [22] P. Sonato et al., Fusion Engineering and Design **66-8**, 161 (2003).
- [23] N. Vianello et al., Phys. Rev. Lett. **94**, 135001 (2005).
- [24] D. Merlin et al., Nucl. Fusion **29**, 1153 (1989).
- [25] M. Spolaore et al., Journal of Nuclear Materials **390-391**, 448 (2009).
- [26] C. Hidalgo et al., Phys. Rev. Lett. **83**, 2203 (1999).
- [27] T. Bolzonella et al., Rev Sci Instrum **74**, 1554 (2003).
- [28] M. Farge, Annu Rev Fluid Mech **24**, 395 (1992).
- [29] P. S. Marcus et al., Phys. Plasmas **7**, 1630 (2000).
- [30] J. Liu et al., Phys. Fluids **29**, 1828 (1986).